

KNPD

RESEARCH ON THE SITUATION OF DISABLED PERSONS IN MALTA  
Final Research Report March 2014 – Part I



46B, Sebuqa Street  
San Gwann SGN 1731  
Malta

Tel: +356 21335335  
[info@informa.com.mt](mailto:info@informa.com.mt)  
[www.informa.com.mt](http://www.informa.com.mt)

RESEARCH ON THE SITUATION OF  
DISABLED PERSONS IN MALTA  
KNPD/PROG/0313

**Informa Consultants**

Mr Clive Falzon

46B, Sebuqa Street  
San Gwann SGN 1731  
Malta

E-mail: [info@informa.com.mt](mailto:info@informa.com.mt):

Tel No.: (+356) 21335335

## CONTENTS

---

Overview	...04
Research Objectives	...05
Methodology	...07
Limitation	...09
Executive Summary	...11
Research Findings	...20
Appendix I – Sample Composition	...57
Appendix II – Questionnaire	...61

## OVERVIEW

This report consists of the final research report for the project: 'Research on the Situation of Disabled Persons in Malta' (KNPD / PROG / 0313) which presents the findings from the quantitative study carried out with disabled persons as well as from the various KNPD activities and research steering committee meetings carried out throughout the duration of the project.

Whilst the quantitative findings are based on the surveys carried out with disabled persons towards the beginning of the project, the qualitative findings are based on the following activities organised by KNPD:

- National Conference – 3<sup>rd</sup> December 2013
- Disabled People's Parliament – 10<sup>th</sup> December 2013
- Residential 2 day conference in Gozo – 7<sup>th</sup> – 8<sup>th</sup> February 2014
- Training to Mainstream Policy Makers – 10<sup>th</sup> March 2014
- Research Steering Committee Meetings – August 2013 to March 2014

The feedback gathered from these activities was assessed and incorporated into the findings of this study.

## RESEARCH OBJECTIVES

Throughout the past years Malta has seen a constant drive towards anti-discrimination policies in various aspects of society, and has successfully implemented various EU directives and regulations as well as established an Equal Opportunities Act. Such factors have undoubtedly brought about less discrimination within the society, and also improved the prospects for equality in such aspects as employment, education and accessibility.

Nevertheless, feedback from persons with a disability also reveals that an element of discrimination still exists in these areas, not allowing them to enjoy their full legal rights. Therefore despite having adequate legislation and directives in place, it is evident that such factors are not sufficient to guarantee a suitable level of anti-discrimination among persons with disability.

The need for research mainly stems from this point, whereby scientific evidence is essential when developing an effective policy which can address the issues at hand. In such cases, research will allow a correct assessment of the main aspects which are crucial to the design of a policy.

In addition, there currently is a strong absence of data in Malta on issues related to discrimination and particularly related to persons with disability, thus calling for research initiatives which will fill this gap and provide reliable data and findings on such aspects.

With this context in mind, the research on disabled persons in Malta aims at creating a reliable base for the design and implementation of adequate policies across the Maltese Islands. This research will also fall under the project 'Fuq Tlieta Toqghod il-Borma: Inkluzjoni, Partecipazzjoni, Accessibilita', part of which aims at addressing the lack of data on the situation of disabled persons in Malta.

This research study is based on the social model of disability and investigates the socially created difficulties faced by disabled persons. It is also based on emancipatory disabled research principles which seek to contribute to making the necessary changes in society.

In view of this, the study set out to obtain a clear picture of the current situation of disabled persons in Malta, identifying their realities particularly in terms of the following factors:

- *Education*
- *Employment*
- *Experiences of discrimination*
- *Participation in political life*
- *Accessibility*
- *Multiple discrimination issues*

These realities are also assessed in terms of different groups of persons with disability, since these could present different view points which could carry significant relevance when designing an adequate policy.

## METHODOLOGY

### **Quantitative Study**

#### ***Sampling***

The quantitative study consisted of a face to face survey targeting a net sample of 600 disabled persons. The sample was extracted from a database provided by KNPD which consisted of persons who had agreed to participate in the said survey. The sample was extracted using a random sample procedure. Despite the fact that participants enlisted in the sample had already accepted to participate in the research, a number of refusals were encountered nonetheless. In addition to these a number of contacts were not successful despite several attempts by the interviewers. In such cases, the sampled respondents were replaced to obtain a net sample of 600 respondents.

#### ***Questionnaire***

KNPD provided the initial draft of the questionnaire and upon assessing the questionnaire, Informa forwarded its suggestions and alterations, for further approval by KNPD. The questionnaire, which was provided in Maltese, was also translated to English by Informa in case the need arose during the fieldwork.

The questionnaire mainly consist of structured questions, however, the interviewee was also able to add on to a particular question via an open ended responses. The demographics details of the person were also collected towards the end of the interview.

### ***Consent Forms***

Informa also drafted a consent form to be utilised during the fieldwork. This was made available in both Maltese and English and was also drafted in an easy to read format. All interviewees were required to complete the consent form prior to the interview.

### ***Fieldwork***

A team of 13 trained and experienced interviewers participated in this survey, and all interviewers attended a briefing session in which a thorough explanation of the questionnaire is to be given, as well as a detailed account of the research procedures to adopt during the fieldwork stage. In addition to this, Disability Equality Training was also provided to the team of researchers involved in this project. The aim of this training was to better equip the researchers in terms of the social model of disability; to sensitise researchers to the needs of the interviewees; and also to discuss various research situations that may be encountered in order to see how they can be addressed. The team of research interviewers was also substantiated with a supporting team of speech language pathologists, and other specialists in the field to provide the necessary reasonable accommodation to carry out an interview successfully, where necessary.

The fieldwork was carried out between the 15<sup>th</sup> September and 23<sup>rd</sup> October 2013. The surveys were generally carried out at the residence of the disabled persons and the interview lasted around one hour to complete.

Once all fieldwork was completed and surveys inputted, Informa proceeded with a detailed analysis of the results obtained from the interviews. Results are also analysed in terms of the main demographic factors of the respondents, namely: age, gender, and Malta & Gozo impairment groups.



## LIMITATIONS

During the design and implementation of the research study, all possible attempts were made to minimise any risks and limitations which could compromise the relevance and reliability of the findings. Nonetheless, certain limitations were still present during the study, which consequently need to be kept in mind when assessing the respective results.

The quantitative study was carried out among a sample of respondents extracted from the KNPD database. KNPD forwarded an extensive list of people who registered an interest in participating in the survey, following which the sample of 600 respondents was extracted. The sample adopted for the survey therefore reflects the characteristics of the database of persons with a disability registered with KNPD. While the list of people registered with KNPD consists of a relatively exhaustive list of disabled persons in Malta, one must bear in mind that a number of disabled persons in Malta are not necessarily registered with KNPD. Therefore, the exclusion of such persons can be a limitation to the outcome of the research study, particularly should the characteristics of such people differ considerably from those registered with KNPD. Unfortunately no official data and information is available to weigh the consequences, if any, of this limitation.

A second aspect, which is considered to be a limitation for the purpose of this study is the sample composition and its respective size. The sample of 600 respondents was extracted from the KNPD database, and consequently reflects the composition of this database, in terms of its demographic characteristics and type of disability of the persons concerned. In view of this, when assessing the age of respondents, the sample is significantly skewed towards older respondents, with up to 63.3% of the sample aged over 61 years. Consequently, only a small percentage of the sample targeted younger persons. For

instance only 1.2% of the sample consisted of children aged between 1 to 10 years, and 3.3% consisted of persons aged between 11 to 20 years.

Based on the fact that disabled persons of different ages can face very different realities, challenges, and circumstances, this issue creates a significant limitation since the younger persons are not represented well enough in the sample to be able to draw significant findings and conclusions for such ages. Therefore, although the survey does give a current snapshot of the overall situation of disabled persons in Malta, it does not allow for further in-depth analysis among the different ages due to the lack of representation of a number of age groups. The limitation was strongly emphasised during a number of the KNPD activities where the qualitative feedback was obtained.

Likewise, the type of impairment of the persons interviewed creates a similar limitation. Up to 81.2% of the respondents interviewed have a physical impairment, thus resulting in a relatively low percentage of persons with other different types of impairments. While the percentage of persons with a physical impairment could correctly reflect the actual percentage of physically impaired people in Malta, the resulting under representation of other types of impairment, nevertheless, does not allow for an in-depth analysis of the current realities and challenges faced by such people. This issue, as was also pointed out in some of the KNPD activities, can significantly hinder obtaining valuable insight which is pertinent to specific impairments.

## EXECUTIVE SUMMARY

The research study has helped in presenting a better picture of the current situation of disabled people in Malta in view of a number of pertinent factors in the field. The study has revealed once again the need for an increase in awareness and an improvement in attitude towards disabled persons. As was stated during one of the activities (Disabled People's Parliament), misconceptions need to be tackled first in order to change the cultural perception and the pertinent legislation. Reference was also made to the need to focus on the abilities of each person, to be able to create an inclusive society. The relatively poor quality of life of disabled persons was in fact clearly reflected in the daily activities registered during the survey.

The methodology adopted for this study aimed predominantly at obtaining a snapshot of the overall situation, rather than an in-depth assessment of certain specific aspects such as type of impairments, or the specific age brackets etc. The study has therefore contributed valuable information at a general level and provides statistical data on which one can begin to develop effective policies to address the issues at hand.

Nevertheless, during the various KNPD activities which formed part of this study, a strong emphasis was made on the need for further and more focussed research, particularly based on specific age brackets, and on different types of impairment. Although in terms of demographic characteristics and types of impairments, the targeted sample in the quantitative study does reflect the current local scenario, the reality of the high incidence of older respondents as well as of persons with physical impairments, inevitably presents a constricted view. One must therefore bear in mind that the difficulties faced by people with different impairments can vary immensely, and likewise the difficulties and challenges faced by disabled persons of different ages can vary to great extents. In this regard, the

information obtained from the quantitative study which refers to disabled persons under the age of 61 years, and of people who have a disability which is not physical, can only be assessed at a generic level.

## **Residence**

One of the factors analysed throughout the study was the place of residence of disabled persons in Malta & Gozo. Based on the survey findings, results indicate that the vast majority (90.5%) live in their own house with varying household compositions while the remaining 9.4% live in either institutions or other homes. In most cases (34.5%), the disabled person lives at home with his/her partner, while 18.5% live at home with both partner and kids, and another 17.7% said they live in their house with the family which brought them up.

Findings also reveal that 43.7% of disabled persons interviewed live in a residence with up to 2 persons, followed by 31.3% who live in a residence with up to 3 to 4 persons.

Further more, one could note that up to 9.2% do not have their own bedroom (excluding married couples or partners sharing a room). In cases where disabled persons share a room, results show that in most cases (81.8%), the bedroom is shared with up to 2 people.

The survey also reveals that 70.7% of the persons interviewed chose the place they live in themselves, while in the case of 29% of people interviewed, it was another family member who chose the place of residence for that person.

Nevertheless, findings clearly show that the vast majority (95.2%) are pleased with their place of residence, while 3.7% voiced a desire to live in their own place, whilst a very small percentage of respondents (1.1%) also said they would like to live in a place with other disabled persons.

### **Income, Education and Employment**

The issue of Income of disabled person was also tackled through the survey. The results show that income varies in terms of source. One could note that the retirement pension registered the highest percentage – whereby 41.7% of people interviewed stated they receive income from this source. This is evidently directly related to the respondents' age. The disability pension follows, with 17.8% of respondents making reference to it, while a further 11.8% made reference to some other source of benefit they receive.

The overall monthly income among disabled persons is relatively low, with results showing that the majority of respondents (40.3%) receive up to €500 or less monthly, while 27.3% said they receive between €501 and €700 monthly.

The need for an increase in employment opportunities is an issue which was therefore clearly identified from the survey, whereby only 8.7% of people interviewed said they worked and earned a salary.

The discussions held during the KNPD activities suggest that more focus on employers is required, and a more holistic approach is necessary. This was also recognized during the Disabled People's Parliament, where the need for more supported employment was mentioned.

Participants in the various activities expressed the need for more control on the ETC scheme, since there have been cases where an employee was removed once the scheme is over. Participants felt that people need to understand that disabled persons should be employed because they are productive, rather than because of a scheme.

The need to educate and train employers was also brought up, since according to some, employers might be fearful and hesitant on how to deal with disabled persons for the simple reason that they are not informed on how best deal with persons with a disability. Thus, the need for guidelines was suggested, as well as examples of good practice to encourage employers. Concern was also raised on the fact that some employers are under the mistaken impression that disabled persons take a lot of leave, thus resulting in minimizing opportunities for the employment of disabled persons.

In an attempt to identify whether disabled people have undertaken any training or courses, results from the survey showed that few are the courses or training sessions that have been attended. Results show that the most popular course attended is that on using a computer – attended by 11% of the persons interviewed. Another 9.5% attended a course on the use of internet.

The need for more opportunities as well as integration in the educational field was also highlighted during the KNPD activities. Specifically, reference was made to the fact that generally, physically disabled persons have more opportunities than intellectually disabled persons, especially in education.

The facilitation and promotion of integration of disabled persons in the educational sector should start from an early age, whereby as a participant commented, schools should prepare their classes by informing them about the life of a disabled person since this can contribute to a healthier attitude towards the disabled persons. As the participant commented, teaching students how persons should

act or react is important, since when a person doesn't feel empowered, he/she will not demand help. Therefore, disabled persons need to be empowered, and consequently demand more boldly. As suggested, parents also play an important role in the matter, and need to let go a little and take some risks, rather than being over protective.

The importance of distinguishing between different disabilities was also mentioned since these require different types of support and assistance. For instance, reference was made to the fact that application forms utilized to apply for courses should indicate whether any special requirements and assistance is required, as well as the type of support needed.

Reference was also made to the role of Learning Support Assistants (LSA) in schools, whereby while the support provided is appreciated by parents, it is also crucial that children do not become too dependent on LSA's and learn how to fend for themselves. This is particularly relevant when moving on to University where, inevitably one needs to be more independent. It was therefore commented that LSA's need to be better trained to teach a student how to become more independent.

### **Daily Activities**

A closer look at the activities carried out by disabled persons was also taken. It results that among the various activities mentioned to respondents, the most common one quoted was that of attending medical appointments – whereby 83.3% of people interviewed stated so. Going out with family members is the second most popular activity, registering 74.8%, while 48% said they go out shopping and to run errands. On the other hand, among the least popular activities people participate in, are sports activities, art activities, and attending University of the Third Age.

When discussing the issue of activities carried out during the KNPD events, the issue of lack of transport was said to limit the opportunities to go out. Reference was also made to the lack of reliability of Arriva's service, whereby routes were often changed, as were the bus numbers. The lack of accessibility for wheelchairs on some buses was also highlighted. Likewise, reference was also made to the state of some roads and pavements which also inhibits a disabled person from going out, particularly for wheelchair users.

### **Support & Assistance**

When assessing the issue of assistance required by disabled persons results reveal that among the varying types of support mentioned to respondents, the most common type quoted was 'Personal assistance for some hours during the week to take care of the house' - with 27.7% of people interviewed stating that they have such assistance. One could also note that 19% also avail themselves of assistance to take care of themselves; 13.2% have personal assistance to go out with the car; and 12.3% have personal assistance to run their errands.

Results clearly showed that assistance is most likely to come from family members – with 82.2% of people interviewed stating so. Findings also show that neighbours as well as government entities also provide some assistance - registering 18.7% respectively. Church organizations follow with 7.2%.

In most cases (56%), there is no paid assistance, while up to 29.8% said they pay for the assistance themselves and 18% said it is paid for by government.



When analysing the type of assistive equipment required, findings indicate that the most common type of assistive equipment is that used to take care of oneself – referred to by 39.7% of persons interviewed. This is followed by 30.3% who make use of assistive equipment to leave home.

During the KNPD activities, when discussing the issue of support and assistance a number of aspects were highlighted. Some of these aspects revolved around financial support provided. Reference was made to the need for more financial assistance particularly when a household has more than one disabled person residing in it, or when a person has more than one disability or a severe disability, since the financial implications can be very demanding.

Concern was also raised with regards to urgent cases which would require immediate attention - for instance to obtain a placement in a residential home; or to have immediate access to certain services/service providers. According to some, there isn't a current system in place which can cater for such circumstances, thus creating a heavy burden on the disabled person and his/her family or relatives.

Comments were made about the lack of financial assistance with respect to hearing aids for people over 16 years of age. The need for better rebates was also expressed when dealing with assistive equipment and respite centres. Similarly, the need for more flexibility when dealing with allowances was also voiced, whereby for instance the person is given the option of choosing their own carer rather than one appointed by government, when using the allowance provided.

With specific reference to sign language interpreters, participants commented on the need for a course for sign language to be available in Gozo. According to the participant, there is a resultant lack of use of sign language in Gozo.

There also seems to be the need for more awareness and emphasis on hidden disabilities in Gozo, since there is a lack of proper support networks dealing with such disabilities.

Some participants also commented on the Adult Centres for disabled persons, which according to a participant seem to be regressing rather than being strengthened or improved. The need to shift from a baby sitting service to integration is required, with the introduction of life-long learning.

### **Voting Rights**

The survey also delved into certain aspects dealing with civil rights of disabled persons, more specifically, with the voting rights and procedures. It results that among the persons interviewed, the majority (91.7%) said they have a vote. When assessing whether they vote by themselves results indicate that up to 81.5% of persons interviewed who have a vote, can vote by themselves.

Furthermore, findings show that people with an intellectual impairment are most likely to need assistance to vote - with up to 60% stating so. This is followed by people with specific learning difficulties and people with visual impairment, registering 44.4% and 36.4% respectively.

While a substantial percentage of disabled persons generally vote without assistance, results show that 46.1% of people who need assistance to vote, would rather have a person they know and trust to help them vote, whilst 39.2% find the system of voting in front of the assistant commissioner good

The issue of the current voting system for persons with a disability who need assistance to vote was criticized on numerous occasions during the KNPD activities. The demand to change the current system to the 'Trusted Friend' system was reiterated often throughout these activities. According to some, the current system does not take into consideration the person, and it was also stated that "*it can be humiliating*" for the disabled person. Some participants felt that the disabled person should have the choice whether they should use the current system or a person of choice. It was commented that the secrecy of vote is lost as soon as the electoral commission is involved in the assistance of disabled persons when voting, when in the first place it is there to provide an independent voting system.

Throughout the activities and particularly during the Disabled People's Parliament, it was strongly encouraged that both political parties need to take a decision to conclude on voting in secrecy and with dignity.

## RESEARCH FINDINGS – Quantitative Survey

### Residence

The first section dealt with a number of aspects dealing with the residences of disabled persons. To begin with, the table shows who the person lives with.

In most cases (34.5%), the disabled person lives at home with his/her partner, while 18.5% live at home with both partner and kids and another 17.7% said they live in their house with the family which brought them up.

Overall, results indicate that the vast majority (90.5%) live in their own house with varying household compositions while the remaining 9.4% live in either institutions or other homes.

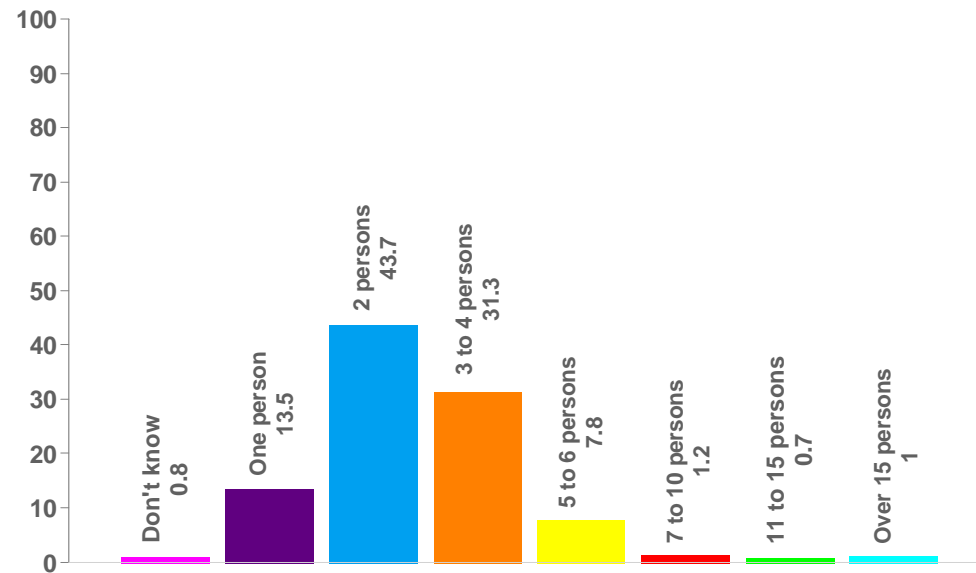
**Table 1. Who do you live with?**

Base	600 100.0%
In my house, w ith my partner	207 34.5%
In my house, w ith my partner and kids	111 18.5%
In my house, w ith the family w hich broughtme up	106 17.7%
In my house, on my ow n	79 13.2%
With a family member, in his house	29 4.8%
In my house w ith son/s and/or daughter/s	26 4.3%
In the family home w ith brother/sister	14 2.3%
Other place	7 1.2%
In a home for elderly persons (private or Church), paid for by myself	5 0.8%
In a Convent	5 0.8%
In an institution for disabled persons	4 0.7%
In a Government house for elderly persons	3 0.5%
In a house w ithin the community, for disabled persons	2 0.3%
In a Government institution for elderly persons	2 0.3%

## Number of People living in the Residence

Table 2. How many people live in the house, including yourself?

Base	600 100.0%
Don't know	5 0.8%
One person	81 13.5%
2 persons	262 43.7%
3 to 4 persons	188 31.3%
5 to 6 persons	47 7.8%
7 to 10 persons	7 1.2%
11 to 15 persons	4 0.7%
Over 15 persons	6 1.0%



Findings show that 43.7% of disabled persons interviewed live in a residence with up to 2 persons, followed by 31.3% who live in a residence with up to 3 to 4 persons.

## Own Bedroom

The next analysis examines whether disabled persons generally have their own bedroom.

**Table 3. Do you have your own bedroom?**

<b>Base</b>	<b>600 100.0%</b>
Yes	545 90.8%
No	55 9.2%

*In cases when the bedroom was shared with the husband/wife or partner, this was still considered as having their own bedroom.*

As results indicate, the vast majority (90.8%), do have their own bedroom while 9.2% do not. When analysed by age below, one can note that as age increases, the disabled person is more likely to have his own bedroom. Nevertheless, this starts to decrease slightly as the age exceeds 50 years.

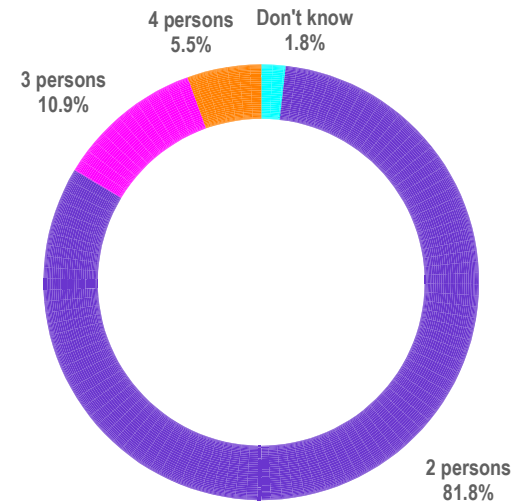
**Table 4. Do you have your own bedroom? by Age**

	Total	1 - 10 years	11 - 20 years	21 - 30 years	31 - 40 years	41 - 50 years	50 - 60 years	61 - 70 years	71 years & over
<b>Base</b>	<b>600</b>	<b>7</b>	<b>20</b>	<b>29</b>	<b>37</b>	<b>48</b>	<b>79</b>	<b>135</b>	<b>245</b>
Yes	545 90.8%	4 57.1%	12 60.0%	20 69.0%	31 83.8%	47 97.9%	75 94.9%	129 95.6%	227 92.7%
No	55 9.2%	3 42.9%	8 40.0%	9 31.0%	6 16.2%	1 2.1%	4 5.1%	6 4.4%	18 7.3%

## Number of People Sharing Bedroom

Table 5. How many people sleep in the same room?

Number of People Sharing Bedroom	
<b>Base</b>	<b>55 100.0%</b>
Don't know	1 1.8%
2 persons	45 81.8%
3 persons	6 10.9%
4 persons	3 5.5%



People who are sharing a room were asked how many people sleep in the same bedroom. As results indicate, in most cases the bedroom is shared with up to 2 people – registering 81.8%, followed by 10.9% who said they are sharing the room with 3 persons.

## Description of Choice of Residence

**Table 6. Which of the following best describes the place that you live in?**

Base	600 100.0%
I live in my house w ith my partner and/or children	328 54.7%
I'm still living in my family's house w ith one or both parents	97 16.2%
I live on my ow n in my family's house	60 10.0%
I live in another place on my ow n	32 5.3%
I'm still living in my family's house w ith one or more of my siblings (w ithout parents)	26 4.3%
Other	20 3.3%
I live w ith one of my siblings, in their house	9 1.5%
I live w ith one of my children, in his/her house	9 1.5%
I w ent to live in an elderly people's home afterl turned 60	9 1.5%
I live in an institution since I do not have enough support to live in the community	6 1.0%
One of my children moved in w ith me	4 0.7%

In the majority of cases, the disabled person lives at home with his husband/wife and children – registering 54.7%. One can also note that 16.2% live in their family’s house with one or both of their parents, while another 10% live on their own in their family’s house.

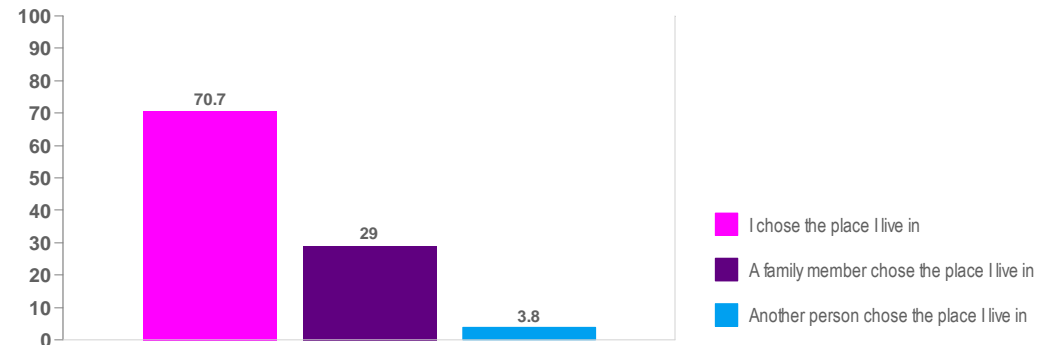


## Choice of Residence

The next analysis identifies who chose the place they actually live in.

**Table 7. Which of the following best describes who chose the place you live in?**

Base	
Base	600 100.0%
I chose the place I live in	424 70.7%
A family member chose the place I live in	174 29.0%
Another person chose the place I live in	23 3.8%

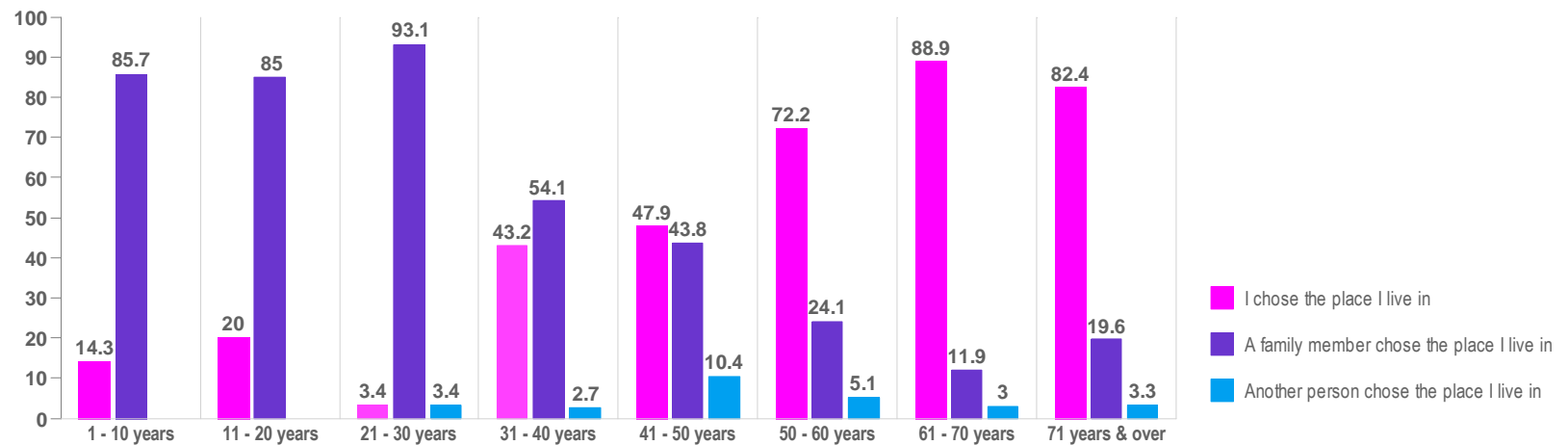


Findings reveal that 70.7% of the persons interviewed chose the place they live in themselves. The table also shows that in up to 29% of the cases, it was another family member who chose the place of residence for that person, whilst an additional 3.8% said that another person decided on the matter.

Results are assessed further by age in the table and chart below.

**Table 8. Which of the following best describes who chose the place you live in? by Age**

	Total	1 - 10 years	11 - 20 years	21 - 30 years	31 - 40 years	41 - 50 years	50 - 60 years	61 - 70 years	71 years & over
<b>Base</b>	<b>600</b>	<b>7</b>	<b>20</b>	<b>29</b>	<b>37</b>	<b>48</b>	<b>79</b>	<b>135</b>	<b>245</b>
I chose the place I live in	424 70.7%	1 14.3%	4 20.0%	1 3.4%	16 43.2%	23 47.9%	57 72.2%	120 88.9%	202 82.4%
A family member chose the place I live in	174 29.0%	6 85.7%	17 85.0%	27 93.1%	20 54.1%	21 43.8%	19 24.1%	16 11.9%	48 19.6%
Another person chose the place I live in	23 3.8%	- -	- -	1 3.4%	1 2.7%	5 10.4%	4 5.1%	4 3.0%	8 3.3%

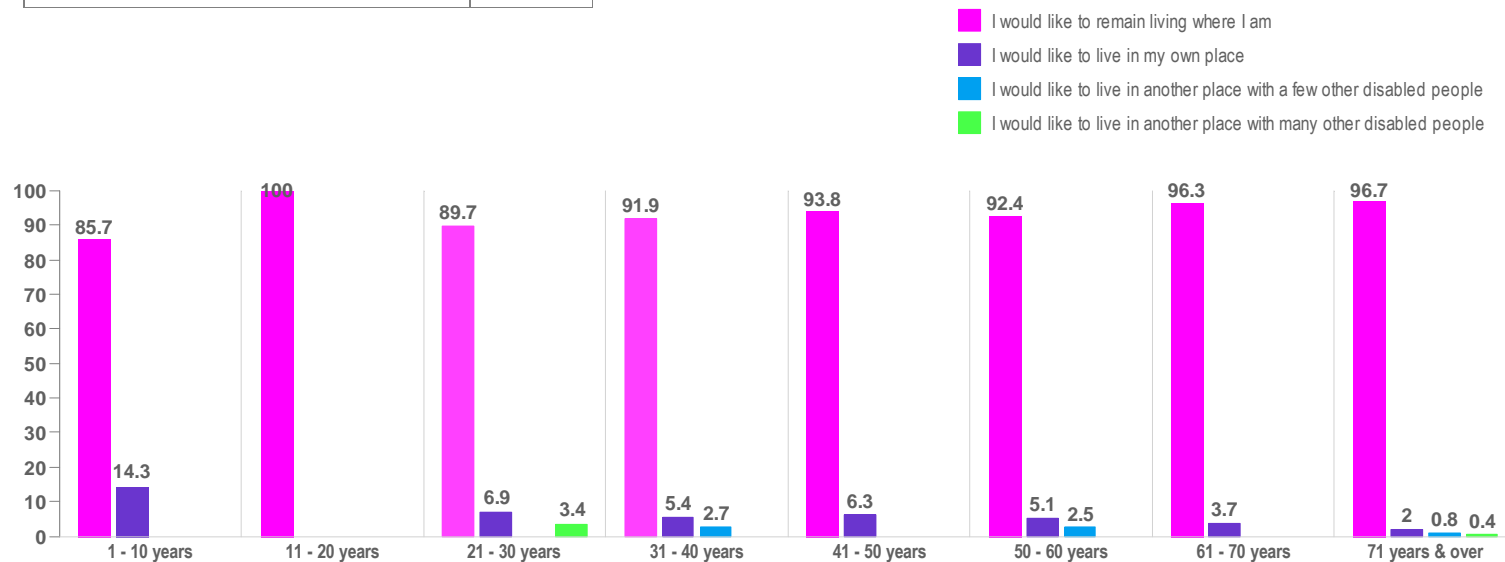


Furthermore, respondents were also asked how they feel about the place they live in. Results can be assessed below.

**Table 9. Which of the following best describes the way you feel about the place that you live in?**

Base	
	<b>600</b> <b>100.0%</b>
I would like to remain living where I am	571 95.2%
I would like to live in my own place	22 3.7%
I would like to live in another place with a few other disabled people	5 0.8%
I would like to live in another place with many other disabled people	2 0.3%

Findings clearly show that the vast majority (95.2%) are pleased with their place of residence, while 3.7% would like to live in their own place. A very small percentage of respondents (1.1%) also expressed a desire to live in a place with other disabled persons.



## Monthly Income

**Table 10. Which of the following apply, as your source of income:**

	Total	Yes	No	Don't know / NA
Disability Pension	600	107 17.8%	493 82.2%	- -
Unemployment Benefit	600	7 1.2%	581 96.8%	12 2.0%
Social Assistance (Relief ie assistance for people w ho do not qualify under any other benefits but require money to live)	600	27 4.5%	571 95.2%	2 0.3%
Invalidity Pension	600	35 5.8%	561 93.5%	4 0.7%
Allow ance for Children with Disability	600	9 1.5%	561 93.5%	30 5.0%
Invalidity Benefit	600	3 0.5%	571 95.2%	26 4.3%
Assistance for Persons w ho have Chronic disease	600	79 13.2%	518 86.3%	3 0.5%
Other benefits (specify w hich *1)	600	71 11.8%	529 88.2%	- -
I w ork and earn a salary	600	52 8.7%	537 89.5%	11 1.8%
I have no income	600	32 5.3%	568 94.7%	- -
Other Income (specify income *2)	600	21 3.5%	575 95.8%	4 0.7%
The person w ho takes care of you receives carer's benefit	600	4 0.7%	574 95.7%	22 3.7%
Pension	600	250 41.7%	350 58.3%	- -

*The percentages in this table represent Row percentages.*

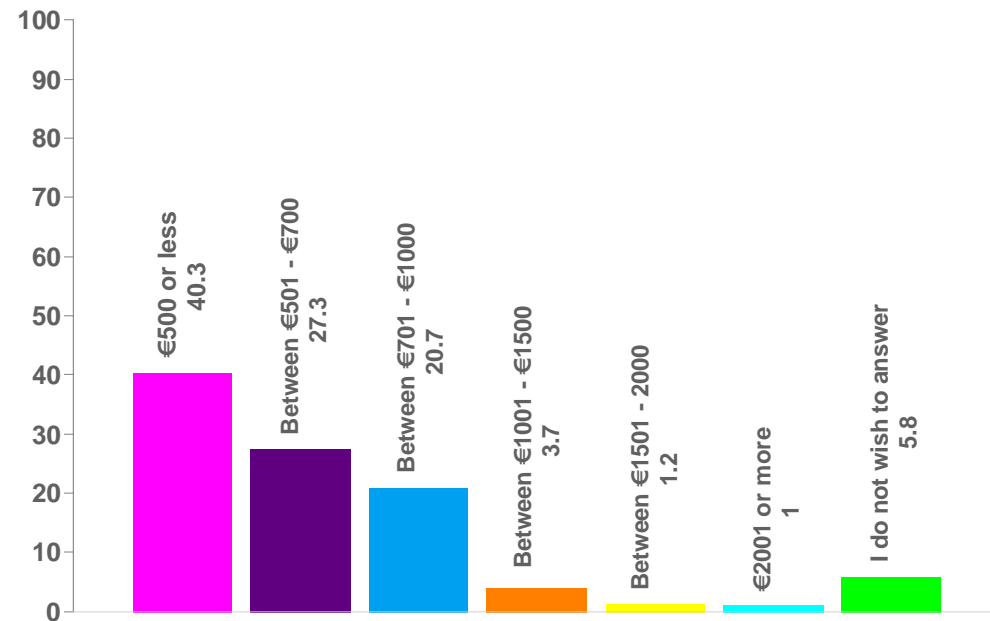
The income of the people interviewed varied in terms of source. One can note that the retirement pension registered the highest percentage – whereby 41.7% of people interviewed stated they receive income from this source. This is evidently directly related to the respondents' age.

The disability pension follows, with 17.8% of respondents making reference to it, while a further 11.8% made reference to some other source of benefit they receive.

Below is an examination of the income received monthly.

**Table 11. How much income do you receive monthly?**

Base	
<b>Base</b>	<b>600 100.0%</b>
€500 or less	242 40.3%
Betw een €501 - €700	164 27.3%
Betw een €701 - €1000	124 20.7%
Betw een €1001 - €1500	22 3.7%
Betw een €1501 - 2000	7 1.2%
€2001 or more	6 1.0%
I do not w ish to answ er	35 5.8%



The overall monthly income among disabled persons is relatively low, with results showing that the majority of respondents (40.3%) receive up to €500 or less monthly, while 27.3% said they receive between €501 to €700 monthly.

## Activities

The survey set out to identify the type of activities carried out by disabled persons. Where possible an attempt in identifying when such activities are carried out, or whether they would like to carry out such activities was also done. During this assessment one could also note that in many cases the distinction between weekend and during the week was not very prominent among respondents.

**Table 12. Daily Activities**

	Total	Yes	During the week	In my free time, holidays, or weekends	No	On a waiting list	I wish to
I study on a part-time basis	600	14 2.3%	4 0.7%	1 0.2%	586 97.7%	-	4 0.7%
I study on a full-time basis	600	19 3.2%	3 0.5%	-	581 96.8%	-	3 0.5%
I study through distance learning	600	2 0.3%	1 0.2%	1 0.2%	598 99.7%	-	3 0.5%
I attend a training scheme	600	17 2.8%	4 0.7%	-	583 97.2%	3 0.5%	2 0.3%
I attend Skola Sajf (mainstream)	600	6 1.0%	4 0.7%	-	594 99.0%	-	1 0.2%
I attend Skola Sajf (special school)	600	5 0.8%	1 0.2%	1 0.2%	595 99.2%	-	4 0.7%
I work on a part-time basis	600	12 2.0%	-	-	588 98.0%	-	14 2.3%
I work on a full-time basis	600	47 7.8%	7 1.2%	-	553 92.2%	-	10 1.7%
I work in a sheltered employment scheme (eg cooperative)	600	3 0.5%	-	-	597 99.5%	-	3 0.5%
I register for work	600	16 2.7%	1 0.2%	-	584 97.3%	-	1 0.2%
I take care of the house	600	237 39.5%	39 6.5%	28 4.7%	363 60.5%	-	4 0.7%

**Table 12. Daily Activities (continued)**

	Total	Yes	During the week	In my free time, holidays, or weekends	No	On a waiting list	I wish to
I attend a respite centre	600	28 4.7%	5 0.8%	2 0.3%	572 95.3%	- -	4 0.7%
I attend a Day Centre for disabled persons	600	30 5.0%	4 0.7%	- -	570 95.0%	- -	5 0.8%
I attend a Day Centre for elderly people	600	20 3.3%	4 0.7%	- -	580 96.7%	- -	5 0.8%
I attend the University of the Third Age	600	7 1.2%	- -	- -	593 98.8%	- -	5 0.8%
I go shopping and run other errands	600	288 48.0%	47 7.8%	31 5.2%	313 52.2%	- -	2 0.3%
I go out with friends	600	227 37.8%	30 5.0%	35 5.8%	373 62.2%	- -	3 0.5%
I go out with family members	600	449 74.8%	51 8.5%	102 17.0%	151 25.2%	- -	2 0.3%
I attend for medical appointments	600	500 83.3%	75 12.5%	- -	100 16.7%	- -	- -
I carry out voluntary work in the disability sector	600	20 3.3%	2 0.3%	1 0.2%	580 96.7%	1 0.2%	2 0.3%
I carry out voluntary work in another sector (specify sector *1)	600	37 6.2%	5 0.8%	5 0.8%	563 93.8%	1 0.2%	3 0.5%
I take part in activities of an organisation working in the disability sector	600	37 6.2%	1 0.2%	1 0.2%	563 93.8%	1 0.2%	5 0.8%
I take part in activities of a Non-Governmental Organisation (NGO) involved in another sector (specify sector *2)	600	30 5.0%	- -	1 0.2%	570 95.0%	- -	3 0.5%
I take part in religious activities	600	209 34.8%	17 2.8%	12 2.0%	391 65.2%	- -	2 0.3%
I take part in activities held by the parish for disabled persons	600	49 8.2%	7 1.2%	4 0.7%	551 91.8%	- -	3 0.5%

**Table 12. Daily Activities (continued)**

	Total	Yes	During the week	In my free time, holidays, or weekends	No	On a waiting list	I wish to
I take part in other activities held by the parish	600	76 12.7%	11 1.8%	9 1.5%	524 87.3%	-	-
I take part in activities held by the Local Council for disabled persons	600	22 3.7%	3 0.5%	3 0.5%	578 96.3%	-	3 0.5%
I take part in other activities held by the Local Council	600	32 5.3%	4 0.7%	3 0.5%	568 94.7%	-	2 0.3%
I go out to enjoy myself	600	188 31.3%	11 1.8%	26 4.3%	412 68.7%	-	7 1.2%
I take part in Art activities (specify what *3)	600	19 3.2%	-	1 0.2%	581 96.8%	-	6 1.0%
I take part in sport activities for disabled persons (specify what *4)	600	13 2.2%	-	2 0.3%	587 97.8%	-	5 0.8%
I take part in mainstream sport activities (specify what *5)	600	13 2.2%	1 0.2%	1 0.2%	587 97.8%	-	6 1.0%
I go abroad on holidays	600	139 23.2%	2 0.3%	10 1.7%	461 76.8%	-	17 2.8%
I hardly ever go out	600	147 24.5%	14 2.3%	13 2.2%	453 75.5%	-	2 0.3%
I do other activities (specify what *6)	600	96 16.0%	6 1.0%	1 0.2%	504 84.0%	-	3 0.5%

*The percentages in this table represent Row percentages.*

Among the various activities highlighted in the table, the most common activity quoted is that of attending medical appointments – whereby 83.3% of people interviewed stated so. Going out with family members is the second most popular activity, registering 74.8%, while 48% said they go out shopping and to run errands. Among the least popular activities people participate in, are sports activities, art activities, and attending University of the Third Age.



A list of the specified activities can be seen in the coming tables.

**\*1 Specify the sector of voluntary work:**

<i>Visit the prisoners</i>	<i>Europa Nostra</i>
<i>Paolo Fere institute</i>	<i>LAND GROUP</i>
<i>Coffee morning organised by L- Appogg</i>	<i>Centru ta Cordin</i>
<i>Immexxi grup ta zaghzagh single bi skop socjali u spiritwali</i>	<i>muscular dystrophy</i>
<i>tesorir ta NGO for disabled persons</i>	<i>mission fund</i>
<i>I help family from L-Appogg who lives with us</i>	<i>karismatici</i>
<i>f'qasam tad-dizabilita'</i>	<i>At hospital with Amputees for Amputies</i>
<i>inzur il morda fl isptar</i>	<i>tqarbin - knisja San Duminku</i>
<i>nghin l-anzjani</i>	<i>parish group/ ladies circle</i>
<i>shows ta zfin fil wheelchair fejn jistidnuna</i>	<i>L.A.N.D.S.</i>
<i>librerija</i>	<i>Nghin f'Supermarket</i>
<i>Treasurer mal Happy Paws a charity organisation for animals</i>	<i>SAS</i>
<i>Puttinu/Golden Daffodil/ Daqqa t'ld</i>	<i>richmond foundation</i>
<i>mas sigurta' socjali</i>	<i>Fundazzjonijiet Ideat</i>
<i>At the parish church</i>	<i>muzew</i>
<i>Takes care of a chapel</i>	<i>Kana, Paolo Freire Zejtun.</i>
<i>Disabled by accident</i>	<i>Inqassam leaflets, YTC</i>
<i>hospice movement</i>	<i>naghamel xoghol mal-fokolar</i>
<i>puttinu</i>	

**\*2 Specify the sector of the NGO:**

<i>Malta Photographic Society</i>	<i>YOUTH FELLOW SHIP</i>
<i>Classic Sports Car Club Malta</i>	<i>caritas</i>
<i>Il-kazin tal-banda</i>	<i>KNPD STAND</i>
<i>Once a week Prayer meeting</i>	<i>Festa Fleur-De-Lys</i>
<i>Qasam bi skop socjali u spiritwali għall zagħzagħ single</i>	<i>caritas</i>
<i>not ngo but group tigdied karizmatiku</i>	<i>Culture Tourism</i>
<i>Il-kazin tal-football</i>	<i>I take care of the cemetery</i>
<i>nattendi centru</i>	<i>Karizmatici</i>
<i>ghaqda religjuza - kunvent</i>	<i>duttrina</i>
<i>norganizzaw hargiet</i>	<i>Breaking Limits</i>
<i>Sports Car Club</i>	<i>Stroke support Group</i>
<i>shows ta zfin fil wheelchair fejn jistidnuna</i>	<i>Resource Centre: drama, pottery</i>
<i>kumitat sportive</i>	<i>imur detention centre tar-refugati</i>
<i>Art Exhibition</i>	<i>ma I-inspire</i>
<i>laqghat tal-Parkinson</i>	<i>Modelling</i>

**\*3 Specify the Art activity:**

<i>exhibitions</i>	<i>Drama</i>
<i>drama</i>	<i>plays the piano</i>
<i>I go to art exhibitions</i>	<i>naghmel skultura fl-injam</i>
<i>attend concerts etc</i>	<i>photography course</i>
<i>B'kara Artist and Visual Group</i>	<i>Choir.</i>
<i>B'kara Artist and Visual Group</i>	<i>Edukattivi</i>
<i>paints and sells for charity</i>	<i>Christmas plays, etc.</i>
<i>ganutel, tapestry</i>	<i>Combini</i>
<i>art lessons</i>	<i>any art festival</i>
<i>sometimes attend exhibitions</i>	

**\*4 Specify the sports for persons with a disability:**

<i>KULTANT IMMUR IC-CENTRU TA RAHAL GDID</i>	<i>Exercises gol-pool</i>
<i>shows ta' zfin fil wheelchair fejn jistidnuna</i>	<i>Swimming in Special Olympics</i>
<i>Field events u bowling</i>	<i>Fleur-De-Ly</i>
<i>swimming</i>	<i>Wheelchair Dancing</i>
<i>swimming</i>	<i>gym</i>
<i>table tennis special olympics</i>	<i>swimming</i>
<i>futbol special Olympics 7 aside</i>	

**\*5 Specify the (mainstream) sports:**

<i>nara partita football il grownd</i>	<i>sports - skola sports</i>
<i>swimming 3 times weekly in winter in private lido</i>	<i>Fleur-De-Ly</i>
<i>swiming</i>	<i>Zfin Resort Center Mtarfa</i>
<i>swiming</i>	<i>Futball club valletta</i>
<i>gym</i>	<i>Ghawm</i>
<i>hockey</i>	<i>Swimming, Football</i>
<i>table tennis kordin</i>	

**\*6 Specify the other activity:**

<i>injam</i>	<i>Cospicua day centre</i>	<i>Ninzel sal-wied ghandi ghalqa noqod ghall kwiet</i>
<i>playmobil</i>	<i>playing the piano, guitar and</i>	<i>Inhobb hafna il-festi u l-statwi tal-qaddisin</i>
<i>stamp collecting</i>	<i>SKOLA NORMAILI GHAL PERSUNI B'DIZABILITA</i>	<i>Inspire Step Programm</i>
<i>I paint. Artist</i>	<i>I attend Out reach</i>	<i>Helen Keller School activities</i>
<i>take care of 2 dogs and 4 cats</i>	<i>I swim, paint and ply the piano</i>	<i>immur nghum fil-pool</i>
<i>nhobb nisfen</i>	<i>I organize fund raising activities</i>	<i>Crafts. Drama</i>
<i>I enjoy cooking</i>	<i>xoghol tal idejn</i>	<i>opening a child care centre</i>
<i>Naqra xi rumans u naghmel xi tiswija tal hjata</i>	<i>fishing</i>	<i>ingemma l-bolol</i>
<i>Nipprepara l-ikel ghall annimali u inhobb nimxi</i>	<i>helping and sponsoring a family with a disabled girl</i>	<i>Duttrina</i>
<i>Nohrog kuljum bil-van u nieqaf x'imkien ghall kwiet taht xi sigra.</i>	<i>swimming, cycling</i>	<i>koperattiva tas-sajd</i>
<i>Inhobb nisma il-muzika u nuza il-computer kif wkoll crafts.</i>	<i>gardening</i>	<i>reading.</i>
<i>Inhobb nisma ir-radju u naqra.</i>	<i>ftit gym</i>	<i>nimxi.</i>
<i>Gym</i>	<i>gardening</i>	<i>walking</i>
<i>inhobb nara it-television u nilghab bil-karti tal-loghob</i>	<i>library helper at school</i>	<i>Kacca</i>

<i>Nara it-television</i>	<i>Nara il-football fuq it-television u immur sal-workshop tat-tfal biex nghid kelma</i>	<i>gym</i>
<i>Nara il-loghob tal-football u naqra</i>	<i>Inhobb il-fotografija u l-albums tar-ritratti, it-television u il-hjata.</i>	<i>inhobb nimxi</i>
<i>Ghandi gardina u inhobb il-kanali</i>	<i>neokatekuminat member</i>	<i>Kumissjoni Edukazzjoni</i>
<i>Inhobb inoingi, nara it-tv u naghmel l-ghagina tal-helu</i>	<i>Nara it-television,,jew immur ghand sihbi, jew immur fil kampanja ghall kwiet</i>	<i>i like gardening</i>
<i>Ricerka tal-karozzi minn fuq l-internet</i>	<i>Dilettant tal-karozzi. Spiss nohrog bil-karozza u niltaqgħa ma xi hbieb biex tghid kelma</i>	<i>Inhobb inhit</i>
<i>I write religious books</i>	<i>Inhobb nisma ir-radju u noqod naqra fejn il-bieb ta' barra nara in-nies għaddejjin</i>	<i>Immur s'ghand it-tifla ta hijja</i>
<i>go on gliders and microlights</i>	<i>Inhobb naqra, insegwiil-quddies fuq it-televizjoni u ir-ruzarju fuq ir-radju</i>	<i>Inhobb nibni il-model boats u nara il-films</i>
<i>immur sal għalqa tieghi</i>	<i>Take care of a chapel</i>	<i>Nisma Radju Marija u nara it-television</i>
<i>Nara l-ahbarijiet u l-sports fuq it-televizjoni, jew noqghod nithaddet fejn il-bieb</i>	<i>I collect and file daily information about current affairs</i>	<i>Inhobb insajjar u fejn nista nghin il-mara</i>
<i>Nara il-football fuq it-television</i>	<i>photography</i>	<i>Immur ir-Razzett tal-Hbieberija fejn nattendi programm gdid 'Inspire Star 25'</i>
<i>Inhobb nara il-football u dokumentarji tan-natura fuq it-telivision</i>	<i>I do some farming</i>	<i>Inhobb il-jigsaw puzzles, naghmlm is-somom,nuza il-computer u nippartecipa fi stamp workshop.</i>
<i>Naqra il-gazzetti u nara it-telivision</i>	<i>gardening and cooking</i>	<i>Naghmel it-Terapija tal-Hammet Bath</i>
<i>Nara it-telivision</i>	<i>Nisma ir-ruzarju fuq ir-radju u nara il-quddies fuq it-television.</i>	<i>inhobb nizfen</i>
<i>Thobb il-muzika</i>	<i>Nara it-televizjoni u nisma ir-radju</i>	<i>Naghmel Physical Exercises u nippartecipa fi Stamp Workshop.</i>
<i>insiefer għal konferenzi</i>	<i>Inhobb noqghod il-garage ngħaddi sagħtejn niehu hsieb il-karozza, etc.</i>	<i>girl guides</i>
<i>niehu hsieb centru tad dizabilita</i>	<i>Immur nara l-attivitajiet tal Jugitsu u Kick Boxing</i>	<i>membru religjuza</i>
<i>swimming</i>	<i>I play games on the internet,etc.</i>	<i>swimming</i>
<i>indoor pool and swimming in the sea</i>	<i>Aerobics</i>	<i>Niehu hsieb il-club tad-deaf</i>

## Means of Transport Used

The next table assesses the type of transport generally used by disabled persons.

**Table 13. Which of the following means of transport do you use?**

Means of Transport Used	
Base	600 100.0%
Doesn't use any transport	13 2.2%
Transport provided by the family	350 58.3%
Transport you drive yourself (car, van etc)	245 40.8%
Public buses	150 25.0%
The ferry between Malta & Gozo	115 19.2%
Transport provided by an organisation	70 11.7%
Paid transport (eg Taxi, van)	57 9.5%
Transport provided by friends	54 9.0%

A substantial percentage of disabled persons rely on transport provided by family members – 58.3%, while 40.8% drive themselves. One can also note that 25% also make use of public buses.

## Members of Organisations

An assessment of the membership in differing organisations is analysed next.

**Table 14. Can you tell me whether you are a member of the following types of organisations, or if you wish to be:**

	Total	Yes	No	Wish to
Member of an organisation for disabled persons	600	102 17.0%	487 81.2%	11 1.8%
Member of another non-governmental organisation for persons with a disability	600	34 5.7%	555 92.5%	11 1.8%
Member of a non-governmental organisation involved in a different sector	600	51 8.5%	542 90.3%	7 1.2%

*The percentages in this table represent Row percentages.*

As results show, generally not many disabled persons are members in organisations. Findings reveal that up to 17% of disabled persons are members of an organisation for disabled persons, while 8.5% are members of an NGO in a different sector.

**Member of a non-governmental organisation involved in a different sector:**

<i>Legion of Mary</i>	<i>fellow ship</i>	<i>GWU</i>
<i>Legion of Mary</i>	<i>Volontarjat tal Parocca</i>	<i>Membru tal-kazin 'Festival Brass Band'</i>
<i>Membru onorarju tal-kazin San-Guzepp</i>	<i>Tal-Museum</i>	<i>'Dragon's Den'club tal-Jugitsu</i>
<i>Immexxi grup ta zaghzah single bi skop socjali u religjuz</i>	<i>pensioners group</i>	<i>Link Youths (Youth centre)</i>
<i>Kazin 12th May (Tal-Festi)</i>	<i>transplant Support Group</i>	<i>Swimming in Special Olympics</i>
<i>Gliders and microlights</i>	<i>Deaf Club Malta Girl Guides Gold Award Presidents award scheme BAVG</i>	<i>kana</i>
<i>Kazin tal football u tal-Festa</i>	<i>Neo Katekomunati tghin lis-segretarja bla flus St Francis School Msida</i>	<i>legion of Mary</i>
<i>GWU pension branch</i>	<i>karezmateci Kumissjoni djakonija Berevement ministry support group</i>	<i>Sports Ground. Rahal Gdid</i>
<i>legion of Mary</i>	<i>membru tal football club B'Kara</i>	<i>Union Club.</i>
<i>LABOUR PARTY</i>	<i>karizmatici</i>	<i>Richmond foundation</i>
<i>cancer</i>	<i>Legion of Mary</i>	<i>sports club</i>
<i>drama</i>	<i>kazin tal-banda</i>	<i>Muzew</i>
<i>gift of life</i>	<i>support</i>	<i>ghaqda pensjonanti maltacom</i>
<i>am already involved</i>	<i>caritas</i>	<i>arts and manufacture</i>
<i>legion of mary u ladies circle</i>	<i>chairperson tal kunsill tad-djkonija tal-Parocca ta' Sant'Elena</i>	



**Table 15. Member of an organization for Disabled Persons by Type of Impairment**

	Member of an organisation for disabled persons			
	Base	Yes	No	Wish to
<b>Total</b>	<b>600</b>	<b>102</b> <b>17.0%</b>	<b>487</b> <b>81.2%</b>	<b>11</b> <b>1.8%</b>
Visual impairment	68	14 20.6%	53 77.9%	1 1.5%
Hearing impairment	61	9 14.8%	51 83.6%	1 1.6%
Physical impairment	487	66 13.6%	411 84.4%	10 2.1%
Intellectual impairment	71	17 23.9%	53 74.6%	1 1.4%
Mental health issues	44	10 22.7%	34 77.3%	- -
Specific learning difficulties	34	16 47.1%	18 52.9%	- -
Other	37	5 13.5%	32 86.5%	- -

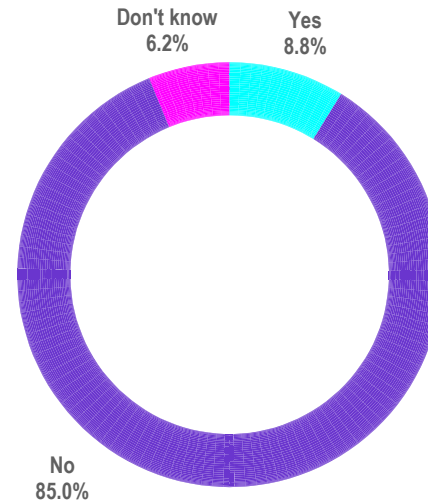
*The percentages in this table represent Row percentages.*

When assessing membership of organizations for Disabled Persons in terms of the type of impairment, results show that the most likely to become members of organizations for Disabled Persons are those with special learning difficulties – whereby 47.1% said they are members. This is followed by 23.9% of people who have an intellectual impairment and 22.7% who have mental health problems.

When asked whether they would like to become a member of an NGO, the following was quoted:

**Table 16. Would you like to become a member of an NGO?**

Would you like to become a member of an NGO?	
<b>Base</b>	<b>600 100.0%</b>
Yes	53 8.8%
No	510 85.0%
Don't know	37 6.2%



Results show that only 8.8% show an interest in becoming a member of an NGO. The majority, 85%, said they are not interested in becoming a member, while 6.2% are not sure.

## Support & Assistance Required

The table below displays the type of support or assistance required. For each type respondents could select one of the options as listed in the table.

**Table 17. Personal Support**

	Total	Yes	Wish to	On a waiting list	Don't need	NA
Paid Live-in Carer	600	11 1.8%	20 3.3%	1 0.2%	475 79.2%	93 15.5%
Personal assistance for some hours during the week to take care of the house	600	166 27.7%	57 9.5%	4 0.7%	311 51.8%	62 10.3%
Personal assistance to take care of yourself	600	114 19.0%	25 4.2%	2 0.3%	413 68.8%	46 7.7%
Personal assistance to take care of your money	600	63 10.5%	4 0.7%	3 0.5%	472 78.7%	58 9.7%
Personal assistance to run my errands	600	74 12.3%	18 3.0%	2 0.3%	421 70.2%	85 14.2%
Personal assistance to go out to enjoy yourself	600	54 9.0%	9 1.5%	3 0.5%	435 72.5%	99 16.5%
Personal assistance to use the public buses	600	35 5.8%	9 1.5%	3 0.5%	421 70.2%	132 22.0%
Personal assistance to use specialised transportation	600	56 9.3%	8 1.3%	3 0.5%	405 67.5%	128 21.3%
Personal assistance to go out with the car	600	79 13.2%	6 1.0%	3 0.5%	419 69.8%	93 15.5%
Personal assistance to take part in religious activities	600	61 10.2%	7 1.2%	3 0.5%	419 69.8%	110 18.3%
Personal assistance to take part in Art activities	600	10 1.7%	8 1.3%	3 0.5%	424 70.7%	155 25.8%
Personal assistance to take part in Sport activities	600	11 1.8%	8 1.3%	3 0.5%	409 68.2%	169 28.2%
Support at the place of work	600	9 1.5%	4 0.7%	1 0.2%	357 59.5%	229 38.2%
Support in the classroom (Learning Support Assistant)	600	16 2.7%	3 0.5%	2 0.3%	345 57.5%	234 39.0%
Personal assistance to take part in other activities out of your residence	600	25 4.2%	6 1.0%	1 0.2%	400 66.7%	168 28.0%

*The percentages in this table represent Row percentages.*

From the varying types of support, one can note that the most common type quoted is ‘Personal assistance for some hours during the week to take care of the house’, where 27.7% of people interviewed stated that they have such assistance. One can also note that 19% also avail themselves of assistance to take care of themselves; 13.2% have personal assistance to go out with the car; and 12.3% have personal assistance to run their errands. The table below reveals who generally provides the assistance.

**Table 18. Who provides you with assistance:**

	Total	Yes	Wish to	On a waiting list	Don't need	NA
Family members	600	493 82.2%	13 2.2%	- -	70 11.7%	24 4.0%
Neighbours	600	112 18.7%	16 2.7%	- -	353 58.8%	119 19.8%
Government entity	600	112 18.7%	74 12.3%	- -	307 51.2%	107 17.8%
NGO	600	36 6.0%	49 8.2%	- -	380 63.3%	135 22.5%
Church organisation	600	43 7.2%	23 3.8%	- -	388 64.7%	146 24.3%
Private company	600	24 4.0%	15 2.5%	1 0.2%	408 68.0%	152 25.3%

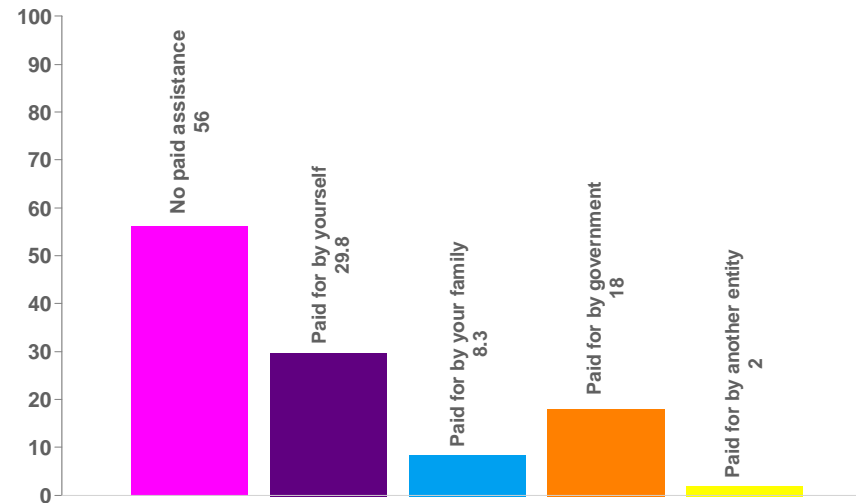
*The percentages in this table represent Row percentages.*

Results clearly show that assistance is most likely to come from family members – with 82.2% of people interviewed stating so. Findings also show that neighbours as well as government entities also provide some assistance - registering 18.7% respectively. Church organizations follow with 7.2%.

The table below takes a closer look at who pays for the assistance provided to the disabled people interviewed.

**Table 19. The personal assistance you receive is...**

Base	
<b>Base</b>	<b>600 100.0%</b>
No paid assistance	336 56.0%
Paid for by yourself	179 29.8%
Paid for by your family	50 8.3%
Paid for by government	108 18.0%
Paid for by another entity	12 2.0%

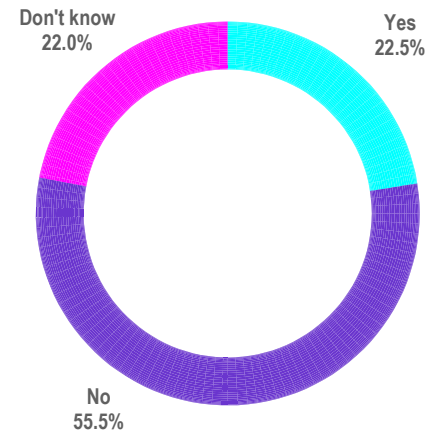


In most cases (56%), there is no paid assistance, while up to 29.8% said they pay for the assistance themselves and 18% said it is paid for by government.

Respondents were also asked whether they are ready to pay for more assistance. Results below indicate that up to 22.5% are willing to pay for more assistance, while if the price was subsidised, 37.8% are willing to pay.

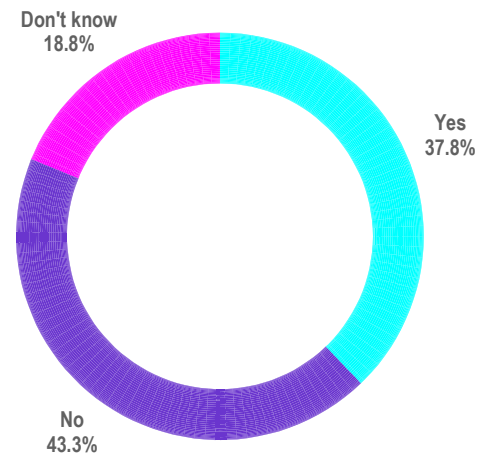
**Table 20. Are you ready to pay, to have more personal assistance?**

Table 20. Are you ready to pay, to have more personal assistance?	
<b>Base</b>	<b>600 100.0%</b>
Yes	135 22.5%
No	333 55.5%
Don't know	132 22.0%



**Table 21. Are you ready to pay a subsidized price, to have more personal assistance?**

Table 21. Are you ready to pay a subsidized price, to have more personal assistance?	
<b>Base</b>	<b>600 100.0%</b>
Yes	227 37.8%
No	260 43.3%
Don't know	113 18.8%



**Table 22. Please tell me if you have or you need or are on a waiting list for the following types of Assistive equipment I am going to read out:**

	Total	I have	I need	On a waiting list	Don't need
Assistive equipment to take care of yourself	600	238 39.7%	33 5.5%	1 0.2%	328 54.7%
Assistive equipment to leave home	600	182 30.3%	29 4.8%	4 0.7%	385 64.2%
Assistive equipment to work	600	10 1.7%	7 1.2%	2 0.3%	581 96.8%
Assistive equipment to communicate	600	36 6.0%	14 2.3%	4 0.7%	546 91.0%
Assistive equipment to drive	600	38 6.3%	10 1.7%	2 0.3%	550 91.7%
Assistive equipment to use the computer (hardware)	600	12 2.0%	15 2.5%	2 0.3%	571 95.2%
Assistive equipment to use the computer (software)	600	11 1.8%	16 2.7%	2 0.3%	571 95.2%
Assistive equipment to use your mobile	600	14 2.3%	8 1.3%	2 0.3%	576 96.0%
Assistive equipment to do other activities	600	21 3.5%	16 2.7%	4 0.7%	559 93.2%

*The percentages in this table represent Row percentages.*

The types of assistive equipment referred to in this question encompassed all sorts of equipment which assist a disabled person. Findings indicate that the most common type of assistive equipment is that used to take care of oneself – referred to by 39.7% of persons interviewed. This is followed by 30.3% who make use of assistive equipment to leave home.

An assessment on the payment of the assistive equipment can be examined in detail next.

**Table 23. Can you tell me which of the following apply to you?**

<b>Base</b>	<b>600 100.0%</b>
No assistive equipment	198 33.0%
I paid for the equipment I have	256 42.7%
The equipment I have is free	81 13.5%
The equipment I have was subsidised	107 17.8%
I am ready to pay to have more equipment	6 1.0%
I am ready to pay a subsidised price to have more equipment	37 6.2%

Results reveal that 42.7% of people interviewed have paid for the equipment they have, and 17.8% said the equipment was subsidized.



## Training / Courses Attended

**Table 24. Training / Course**

	Total	I have	I need	Don't need
A course to learn Maltese Sign Language	600	3 0.5%	8 1.3%	589 98.2%
A course to learn lip-reading	600	5 0.8%	10 1.7%	585 97.5%
A course to learn Braille	600	2 0.3%	10 1.7%	588 98.0%
A course to learn how to use a computer	600	66 11.0%	68 11.3%	466 77.7%
A course to learn how to use the internet	600	57 9.5%	64 10.7%	479 79.8%
A course to help in mobility and orientation when you're out	600	5 0.8%	20 3.3%	575 95.8%
A course to learn how to use a guide-dog	600	- -	4 0.7%	596 99.3%
A course to learn how to take care of myself	600	13 2.2%	16 2.7%	571 95.2%
A course to learn how to take care of the house	600	14 2.3%	15 2.5%	571 95.2%
A course to learn how to take care of my money	600	7 1.2%	24 4.0%	569 94.8%
A course to learn how to drive an adapted car	600	15 2.5%	11 1.8%	574 95.7%
A course to learn how to use the public buses	600	2 0.3%	15 2.5%	583 97.2%
Training to do a sports activity (specify sports *1)	600	4 0.7%	11 1.8%	585 97.5%
A course to do an art activity (specify art *2)	600	12 2.0%	12 2.0%	576 96.0%

*The percentages in this table represent Row percentages.*

Few are the courses or training sessions that have been attended by the disabled persons.

Results show that the most popular course attended is that on using a computer – attended by 11% of the persons interviewed. One can also note that 9.5% attended a course on the use of internet.

An assessment on the payment of the courses attended can be examined next.

**Table 25. Which of the following would apply, when dealing with payments of training/courses?**

Base	
Base	600 100.0%
I paid / am paying for the training	35 5.8%
The course I am doing / did w as free	45 7.5%
The course I am doing / did w as subsidised	9 1.5%
I am ready to pay for more training	14 2.3%
I am ready to pay a subsidised price for more training	21 3.5%
I had no training	494 82.3%
Don't know	7 1.2%

Whilst the majority of people (82.3%) have attended no training or course, results show that 7.5% stated that the course was free, while 5.8% paid for it themselves.

## Specific Requirements when Dealing with Information and Communication

**Table 26. When dealing with Information and Communication, can you tell me if you require:**

	Total	Yes	No	NA
Printed information in a large font	600	84 14.0%	383 63.8%	133 22.2%
Printed information with Braille	600	7 1.2%	393 65.5%	200 33.3%
Electronic information	600	30 5.0%	409 68.2%	161 26.8%
Information which is easy to read	600	67 11.2%	392 65.3%	141 23.5%
Audio-descriptive information on TV	600	34 5.7%	414 69.0%	152 25.3%
Subtitles on TV	600	32 5.3%	416 69.3%	152 25.3%
Maltese Sign Language interpretation	600	4 0.7%	398 66.3%	198 33.0%

*The percentages in this table represent Row percentages.*

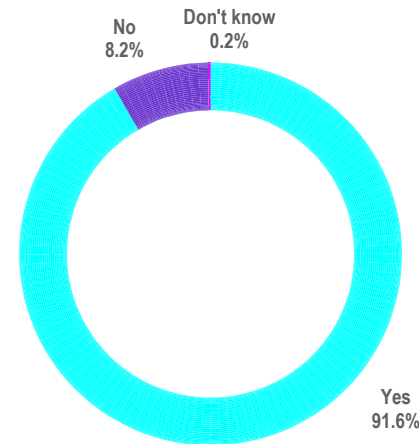
The table above indicates whether disabled persons have specific requirements in view of information and communication one could encounter. As one can note 14% require information printed in a large format, and 11.2% require information which is easy to read.

## Civil Rights

During the interview respondents were asked about issues related to voting, starting with whether they have a vote in the first place.

**Table 27. Do you have a vote?**

Do you have a vote?	
<b>Base</b>	<b>600 100.0%</b>
Yes	550 91.7%
No	49 8.2%
Don't know	1 0.2%



Among the persons interviewed, the majority (91.7%) said they do have a vote. When assessing whether these people vote by themselves, results below indicate that up to 81.5% of persons interviewed who have a vote, can vote by themselves.

**Table 28. Do you vote by yourself or do you need help to vote?**

Do you vote by yourself or do you need help to vote?	
<b>Base</b>	<b>550 100.0%</b>
I vote by myself	448 81.5%
I need assistance to vote	102 18.5%

The results are analysed further in terms of the type of impairment.

**Table 29. Do you vote by yourself or do you need help to vote? by Type of Impairment**

	Base	I vote by myself	I need assistance to vote
<b>Total</b>	<b>550</b>	<b>448</b> <b>81.5%</b>	<b>102</b> <b>18.5%</b>
Visual impairment	66	42 63.6%	24 36.4%
Hearing impairment	59	52 88.1%	7 11.9%
Physical impairment	459	384 83.7%	75 16.3%
Intellectual impairment	35	14 40.0%	21 60.0%
Mental health issues	35	23 65.7%	12 34.3%
Specific learning difficulties	18	10 55.6%	8 44.4%
Other	30	21 70.0%	9 30.0%

*The percentages in this table represent Row percentages.*

Findings show that people with an intellectual impairment are most likely to need assistance to vote with up to 60% stating so. This is followed by people with specific learning difficulties and people with visual impairment, registering 44.4% and 36.4% respectively who stated they require assistance to vote.

A list of statements dealing with voting preferences was read out to the interviewee, who was in turn asked to select the one they agree with most. Results can be seen below.

**Table 30. Can you tell me which of the following statements you agree with most:**

<b>Base</b>	<b>102 100.0%</b>
The system of voting in front of the Assistant Electoral Commissioners is good for me	40 39.2%
I'd rather choose from a list of assistants approved by the Electoral Commission, to help me vote	4 3.9%
I'd rather have a person I know and whom I trust to help me vote	47 46.1%
I prefer having my assistive equipment to help me vote by myself	7 6.9%
Don't know	4 3.9%

*Base n=102 - People who need assistance to vote.*

Results above show that 46.1% would rather have a person they know and trust to help them vote, whilst 39.2% find the system of voting in front of the assistant commissioner good.

The table below assesses whether the respondents are interdicted or incapacitated by court order.

**Table 31. Can you tell me whether you are:**

<b>Base</b>	<b>600 100.0%</b>
None	595 99.2%
Interdicted by a court order	1 0.2%
Incapacitated by a court order	5 0.8%

As one can note, very few are the people who are interdicted or incapacitated by court order, registering 0.2% and 0.8% respectively.

## Intimate Relationships

In an attempt to identify whether the persons are engaged in any intimate relationships, interviewees were asked accordingly:

**Table 32. Males - Can you tell me which of the following apply to you by answering 'Yes', 'No', or 'Wish to'**

	Total	Yes	No	Wish to
I have an intimate relationship w ith a man	319	-	319 100.0%	-
I had an intimate relationship w ith a man	319	-	319 100.0%	-
I have an intimate relationship w ith a w oman	319	191 59.9%	118 37.0%	10 3.1%
I had an intimate relationship w ith a w oman	319	45 14.1%	274 85.9%	-

**Table 33. Females - Can you tell me which of the following apply to you by answering 'Yes', 'No', or 'Wish to'**

	Total	Yes	No	Wish to
I have an intimate relationship w ith a man	281	94 33.5%	180 64.1%	7 2.5%
I had an intimate relationship w ith a man	281	90 32.0%	191 68.0%	-
I have an intimate relationship w ith a w oman	281	-	281 100.0%	-
I had an intimate relationship w ith a w oman	281	-	281 100.0%	-

In the case of males, results show that 59.9% currently have an intimate relationship with a woman, while 14.1% said they had in the past.

When assessing females, 33.5% currently have an intimate relationship, while 32% said they had in the past.



## APPENDIX I

### Sample Composition

#### Age

Base	600 100.0%
1 - 10 years	7 1.2%
11 - 20 years	20 3.3%
21 - 30 years	29 4.8%
31 - 40 years	37 6.2%
41 - 50 years	48 8.0%
50 - 60 years	79 13.2%
61 - 70 years	135 22.5%
71 years & over	245 40.8%

#### Gender

Base	600 100.0%
Male	319 53.2%
Female	281 46.8%

#### Status

Base	600 100.0%
Single	190 31.7%
Married / Living with Partner	319 53.2%
Separated / Divorced / Widowed	91 15.2%

### Number of Children

Base	600 100.0%
No children	202 33.7%
1 child	51 8.5%
2 - 3 children	253 42.2%
4 - 5 children	71 11.8%
6 - 7 children	13 2.2%
More than 7 children	10 1.7%

### Highest Level of Education

Base	600 100.0%
Primary education	242 40.3%
Secondary education	202 33.7%
Post-Secondary education	58 9.7%
Tertiary Education	49 8.2%
Special School	25 4.2%
None	24 4.0%

### Nationality

Base	600 100.0%
Maltese	592 98.7%
Other	8 1.3%

### Main Language

Base	600 100.0%
Maltese	590 98.3%
English	6 1.0%
Other	4 0.7%

### Locality of Residence

Locality of Residence	
Base	600 100.0%
Southern Harbour	140 23.3%
Northern harbour	199 33.2%
South Eastern	72 12.0%
Western	96 16.0%
Northern	70 11.7%
Gozo	23 3.8%

### Religion Practiced

Religion Practiced	
Base	600 100.0%
No religion	5 0.8%
Catholic	592 98.7%
Protestant	1 0.2%
Other	2 0.3%

### Type of Impairment

Base	600 100.0%
Visual impairment	68 11.3%
Hearing impairment	61 10.2%
Physical impairment	487 81.2%
Intellectual impairment	71 11.8%
Mental health issues	44 7.3%
Specific learning difficulties	34 5.7%
Other	37 6.2%

### Age When Disability Occurred

Base	600 100.0%
At birth	102 17.0%
From 0 - 5 years	37 6.2%
From 6 - 19 years	46 7.7%
From 20 - 39 years	64 10.7%
From 40 - 59 years	153 25.5%
After 60 years	198 33.0%

### Degree of Disability

Base	600 100.0%
Mild,	39 6.5%
Moderate, or	270 45.0%
Severe	291 48.5%

## APPENDIX II

### Questionnaire

## KNPD Questionnaire

### Section 1 - Residence

**Q1.1 Who do you live with? [PROMPT - SINGLE RESPONSE]**

- In my house, on my own.....*
- In my house, with the family which brought me up.....*
- In my house, with my partner.....*
- In my house, with my partner and kids.....*
- In my house, with my personal assistant/s.....*
- With a family member, in his house.....*
- In an institution for disabled persons.....*
- In a house within the community, for disabled persons.....*
- In a Government institution for elderly persons.....*
- In a Government house for elderly persons.....*
- In a home for elderly persons (private or Church), paid for by Government.....*
- In a home for elderly persons (private or Church), paid for by myself....*
- At Mount Carmel Hospital.....*
- In another hospital.....*
- Other place.....*
- In my house with son/s and/or daughter/s.....*
- In the family home with brother/sister.....*
- In a Convent.....*

Specify 'Other'

**Q1.2 How many people live in the house, including yourself?**

**Q1.3 Do you have your own bedroom?**

- Yes.....
- No.....

**Q1.4** [IF NO] How many people sleep in the same room?

**Q1.5** Which of the following best describes the place that you live in? [SINGLE RESPONSE]

- I'm still living in my family's house with one or both parents* .....
- I'm still living in my family's house with one or more of my siblings (without parents)*.....
- I live on my own in my family's house* .....
- I live in another place on my own* .....
- I live with one of my siblings, in their house*.....
- I live with one of my children, in his/her house* .....
- One of my children moved in with me*.....
- I went to live in an elderly people's home before I turned 60*.....
- I went to live in an elderly people's home after I turned 60* .....
- I went to live in a hospital due to challenging behaviour*.....
- I went to live in a hospital due to medical difficulties* .....
- I went to live in a residence for disabled persons (home not institution)*.....
- I live in an institution since I do not have enough support to live in the community*.....
- Other*.....
- I live in my house with my partner and/or children*.....

Specify 'Other':

**Q1.6** Which of the following best describes who chose the place you live in? [CAN TICK MORE THAN ONE IF IT WAS A JOINT DECISION]

- I chose the place I live in* .....
- A family member chose the place I live in* .....
- Another person chose the place I live in* .....

**Q1.7** Which of the following best describes the way you feel about the place that you live in? [SINGLE RESPONSE]

- I would like to remain living where I am*.....
- I would like to live in my own place* .....
- I would like to live in another place with a few other disabled people* .....
- I would like to live in another place with many other disabled people* .....

**Section 2 - Monthly Income**

**Q2.1 Which of the following apply, as your source of income:**

	Yes	No	Don't know / NA
Disability Pension	<input type="checkbox"/>	<input type="checkbox"/>	<input type="checkbox"/>
Unemployment Benefit	<input type="checkbox"/>	<input type="checkbox"/>	<input type="checkbox"/>
Social Assistance ( <i>Relief ie assistance for people who do not qualify under any other benefits but require money to live</i> )	<input type="checkbox"/>	<input type="checkbox"/>	<input type="checkbox"/>
Invalidity Pension	<input type="checkbox"/>	<input type="checkbox"/>	<input type="checkbox"/>
Allowance for Children with Disability	<input type="checkbox"/>	<input type="checkbox"/>	<input type="checkbox"/>
Invalidity Benefit	<input type="checkbox"/>	<input type="checkbox"/>	<input type="checkbox"/>
Assistance for Persons who have Chronic disease	<input type="checkbox"/>	<input type="checkbox"/>	<input type="checkbox"/>
Other benefits (specify which *1)	<input type="checkbox"/>	<input type="checkbox"/>	<input type="checkbox"/>
I work and earn a salary	<input type="checkbox"/>	<input type="checkbox"/>	<input type="checkbox"/>
I have no income	<input type="checkbox"/>	<input type="checkbox"/>	<input type="checkbox"/>
Other Income (specify income *2)	<input type="checkbox"/>	<input type="checkbox"/>	<input type="checkbox"/>
The person who takes care of you receives carer's benefit	<input type="checkbox"/>	<input type="checkbox"/>	<input type="checkbox"/>
Pension	<input type="checkbox"/>	<input type="checkbox"/>	<input type="checkbox"/>

\*1 Specify what the 'other benefit' is:

\*2 Specify what the 'other income' is:

**Q2.2 How much income do you receive monthly?**

- € 500 or less.....
- Between € 501 - € 700.....
- Between € 701 - € 1000.....
- Between € 1001 - € 1500.....
- Between € 1501 - 2000.....
- € 2001 or more.....
- I do not wish to answer.....

**Section 3 - Activities**

*I am going to read out a list of activities that one may be engaging in. For each one can you tell me if you do such activities during the week, or in your free time, holidays or weekends. If you do not already carry out such an activity can you tell me whether you wish to or if you happen to be on a waiting list?*

**Daily Activities**

		Yes	During the week	In my free time, holidays, or weekends	No	On a waiting list	I wish to
Q3.1a	I study on a part-time basis	<input type="checkbox"/>	<input type="checkbox"/>	<input type="checkbox"/>	<input type="checkbox"/>	<input type="checkbox"/>	<input type="checkbox"/>
Q3.1b	I study on a full-time basis	<input type="checkbox"/>	<input type="checkbox"/>	<input type="checkbox"/>	<input type="checkbox"/>	<input type="checkbox"/>	<input type="checkbox"/>
Q3.1c	I study through distance learning	<input type="checkbox"/>	<input type="checkbox"/>	<input type="checkbox"/>	<input type="checkbox"/>	<input type="checkbox"/>	<input type="checkbox"/>
Q3.1d	I attend a training scheme	<input type="checkbox"/>	<input type="checkbox"/>	<input type="checkbox"/>	<input type="checkbox"/>	<input type="checkbox"/>	<input type="checkbox"/>
Q3.1e	I attend <i>Skola Sajf</i> (mainstream)	<input type="checkbox"/>	<input type="checkbox"/>	<input type="checkbox"/>	<input type="checkbox"/>	<input type="checkbox"/>	<input type="checkbox"/>
Q3.1f	I attend <i>Skola Sajf</i> (special school)	<input type="checkbox"/>	<input type="checkbox"/>	<input type="checkbox"/>	<input type="checkbox"/>	<input type="checkbox"/>	<input type="checkbox"/>
Q3.1g	I work on a part-time basis	<input type="checkbox"/>	<input type="checkbox"/>	<input type="checkbox"/>	<input type="checkbox"/>	<input type="checkbox"/>	<input type="checkbox"/>
Q3.1h	I work on a full-time basis	<input type="checkbox"/>	<input type="checkbox"/>	<input type="checkbox"/>	<input type="checkbox"/>	<input type="checkbox"/>	<input type="checkbox"/>
Q3.1i	I work in a sheltered employment scheme (eg cooperative)	<input type="checkbox"/>	<input type="checkbox"/>	<input type="checkbox"/>	<input type="checkbox"/>	<input type="checkbox"/>	<input type="checkbox"/>
Q3.1j	I register for work	<input type="checkbox"/>	<input type="checkbox"/>	<input type="checkbox"/>	<input type="checkbox"/>	<input type="checkbox"/>	<input type="checkbox"/>
Q3.1k	I take care of the house	<input type="checkbox"/>	<input type="checkbox"/>	<input type="checkbox"/>	<input type="checkbox"/>	<input type="checkbox"/>	<input type="checkbox"/>
Q3.1l	I attend a respite centre	<input type="checkbox"/>	<input type="checkbox"/>	<input type="checkbox"/>	<input type="checkbox"/>	<input type="checkbox"/>	<input type="checkbox"/>
Q3.1m	I attend a Day Centre for disabled persons	<input type="checkbox"/>	<input type="checkbox"/>	<input type="checkbox"/>	<input type="checkbox"/>	<input type="checkbox"/>	<input type="checkbox"/>
Q3.1n	I attend a Day Centre for elderly people	<input type="checkbox"/>	<input type="checkbox"/>	<input type="checkbox"/>	<input type="checkbox"/>	<input type="checkbox"/>	<input type="checkbox"/>
Q3.1o	I attend the University of the Third Age	<input type="checkbox"/>	<input type="checkbox"/>	<input type="checkbox"/>	<input type="checkbox"/>	<input type="checkbox"/>	<input type="checkbox"/>
Q3.1p	I go shopping and run other errands	<input type="checkbox"/>	<input type="checkbox"/>	<input type="checkbox"/>	<input type="checkbox"/>	<input type="checkbox"/>	<input type="checkbox"/>
Q3.1q	I go out with friends	<input type="checkbox"/>	<input type="checkbox"/>	<input type="checkbox"/>	<input type="checkbox"/>	<input type="checkbox"/>	<input type="checkbox"/>
Q3.1r	I go out with family members	<input type="checkbox"/>	<input type="checkbox"/>	<input type="checkbox"/>	<input type="checkbox"/>	<input type="checkbox"/>	<input type="checkbox"/>
Q3.1s	I attend for medical appointments	<input type="checkbox"/>	<input type="checkbox"/>	<input type="checkbox"/>	<input type="checkbox"/>	<input type="checkbox"/>	<input type="checkbox"/>
Q3.1t	I carry out voluntary work in the disability sector	<input type="checkbox"/>	<input type="checkbox"/>	<input type="checkbox"/>	<input type="checkbox"/>	<input type="checkbox"/>	<input type="checkbox"/>
Q3.1u	I carry out voluntary work in another sector (specify sector *1)	<input type="checkbox"/>	<input type="checkbox"/>	<input type="checkbox"/>	<input type="checkbox"/>	<input type="checkbox"/>	<input type="checkbox"/>



Q3.1v	I take part in activities of an organisation working in the disability sector	<input type="checkbox"/>	<input type="checkbox"/>	<input type="checkbox"/>	<input type="checkbox"/>	<input type="checkbox"/>	<input type="checkbox"/>
Q3.1w	I take part in activities of a Non-Governmental Organisation (NGO) involved in another sector (specify sector *2)	<input type="checkbox"/>	<input type="checkbox"/>	<input type="checkbox"/>	<input type="checkbox"/>	<input type="checkbox"/>	<input type="checkbox"/>
Q3.1x	I take part in religious activities	<input type="checkbox"/>	<input type="checkbox"/>	<input type="checkbox"/>	<input type="checkbox"/>	<input type="checkbox"/>	<input type="checkbox"/>
Q3.1y	I take part in activities held by the parish for disabled persons	<input type="checkbox"/>	<input type="checkbox"/>	<input type="checkbox"/>	<input type="checkbox"/>	<input type="checkbox"/>	<input type="checkbox"/>
Q3.1z	I take part in other activities held by the parish	<input type="checkbox"/>	<input type="checkbox"/>	<input type="checkbox"/>	<input type="checkbox"/>	<input type="checkbox"/>	<input type="checkbox"/>
Q3.1aa	I take part in activities held by the Local Council for disabled persons	<input type="checkbox"/>	<input type="checkbox"/>	<input type="checkbox"/>	<input type="checkbox"/>	<input type="checkbox"/>	<input type="checkbox"/>
Q3.1ab	I take part in other activities held by the Local Council	<input type="checkbox"/>	<input type="checkbox"/>	<input type="checkbox"/>	<input type="checkbox"/>	<input type="checkbox"/>	<input type="checkbox"/>
Q3.1ac	I go out to enjoy myself	<input type="checkbox"/>	<input type="checkbox"/>	<input type="checkbox"/>	<input type="checkbox"/>	<input type="checkbox"/>	<input type="checkbox"/>
Q3.1ad	I take part in Art activities (specify what *3)	<input type="checkbox"/>	<input type="checkbox"/>	<input type="checkbox"/>	<input type="checkbox"/>	<input type="checkbox"/>	<input type="checkbox"/>
Q3.1ae	I take part in sport activities for disabled persons (specify what *4)	<input type="checkbox"/>	<input type="checkbox"/>	<input type="checkbox"/>	<input type="checkbox"/>	<input type="checkbox"/>	<input type="checkbox"/>
Q3.1af	I take part in mainstream sport activities (specify what *5)	<input type="checkbox"/>	<input type="checkbox"/>	<input type="checkbox"/>	<input type="checkbox"/>	<input type="checkbox"/>	<input type="checkbox"/>
Q3.1ag	I go abroad on holidays	<input type="checkbox"/>	<input type="checkbox"/>	<input type="checkbox"/>	<input type="checkbox"/>	<input type="checkbox"/>	<input type="checkbox"/>
Q3.1ah	I hardly ever go out	<input type="checkbox"/>	<input type="checkbox"/>	<input type="checkbox"/>	<input type="checkbox"/>	<input type="checkbox"/>	<input type="checkbox"/>
Q3.1ai	I do other activities (specify what *6)	<input type="checkbox"/>	<input type="checkbox"/>	<input type="checkbox"/>	<input type="checkbox"/>	<input type="checkbox"/>	<input type="checkbox"/>

\*1 Specify the sector of voluntary work:

\*2 Specify the sector of the NGO:

\*3 Specify the Art activity:

\*4 Specify the sports for persons with a disability:

\*5 Specify the (mainstream) sports:

\*6 Specify the other activity:

**Q3.2 Which of the following means of transport do you use?**

- Transport you drive yourself (car, van etc) .....
- Transport provided by the family .....
- Transport provided by friends .....
- Transport provided by an organisation .....
- Public buses .....
- Paid transport (eg Taxi, van) .....
- The ferry between Malta & Gozo .....

**Q3.3 Can you tell me whether you are a member of the following types of organisations, or if you wish to be:**

	Yes	No	Wish to
Member of an organisation for disabled persons	<input type="checkbox"/>	<input type="checkbox"/>	<input type="checkbox"/>
Member of another non-governmental organisation for persons with a disability	<input type="checkbox"/>	<input type="checkbox"/>	<input type="checkbox"/>
Member of a non-governmental organisation involved in a different sector	<input type="checkbox"/>	<input type="checkbox"/>	<input type="checkbox"/>

*Specify sector:*

**Q3.4 Would you like to become a member of an NGO?**

- Yes .....
- No.....
- Don't know .....

*[IF YES] Specify sector:*

**Section 4 - Support & Assistance Required**

*I am going to read out a list of different types of support and assistance. Can you tell me whether you already have such assistance, and if not whether you need it, are already on a waiting list, or you do not require at all.*

**Q4.1 Personal Support**

	Yes	Wish to	On a waiting list	Don't need	NA
Paid Live-in Carer	<input type="checkbox"/>	<input type="checkbox"/>	<input type="checkbox"/>	<input type="checkbox"/>	<input type="checkbox"/>
Personal assistance for some hours during the week to take care of the house	<input type="checkbox"/>	<input type="checkbox"/>	<input type="checkbox"/>	<input type="checkbox"/>	<input type="checkbox"/>
Personal assistance to take care of yourself	<input type="checkbox"/>	<input type="checkbox"/>	<input type="checkbox"/>	<input type="checkbox"/>	<input type="checkbox"/>
Personal assistance to take care of your money	<input type="checkbox"/>	<input type="checkbox"/>	<input type="checkbox"/>	<input type="checkbox"/>	<input type="checkbox"/>
Personal assistance to run my errands	<input type="checkbox"/>	<input type="checkbox"/>	<input type="checkbox"/>	<input type="checkbox"/>	<input type="checkbox"/>
Personal assistance to go out to enjoy yourself	<input type="checkbox"/>	<input type="checkbox"/>	<input type="checkbox"/>	<input type="checkbox"/>	<input type="checkbox"/>
Personal assistance to use the public buses	<input type="checkbox"/>	<input type="checkbox"/>	<input type="checkbox"/>	<input type="checkbox"/>	<input type="checkbox"/>
Personal assistance to use specialised transportation	<input type="checkbox"/>	<input type="checkbox"/>	<input type="checkbox"/>	<input type="checkbox"/>	<input type="checkbox"/>
Personal assistance to go out with the car	<input type="checkbox"/>	<input type="checkbox"/>	<input type="checkbox"/>	<input type="checkbox"/>	<input type="checkbox"/>
Personal assistance to take part in religious activities	<input type="checkbox"/>	<input type="checkbox"/>	<input type="checkbox"/>	<input type="checkbox"/>	<input type="checkbox"/>
Personal assistance to take part in Art activities	<input type="checkbox"/>	<input type="checkbox"/>	<input type="checkbox"/>	<input type="checkbox"/>	<input type="checkbox"/>
Personal assistance to take part in Sport activities	<input type="checkbox"/>	<input type="checkbox"/>	<input type="checkbox"/>	<input type="checkbox"/>	<input type="checkbox"/>
Support at the place of work	<input type="checkbox"/>	<input type="checkbox"/>	<input type="checkbox"/>	<input type="checkbox"/>	<input type="checkbox"/>
Support in the classroom (Learning Support Assistant)	<input type="checkbox"/>	<input type="checkbox"/>	<input type="checkbox"/>	<input type="checkbox"/>	<input type="checkbox"/>
Personal assistance to take part in other activities out of your residence	<input type="checkbox"/>	<input type="checkbox"/>	<input type="checkbox"/>	<input type="checkbox"/>	<input type="checkbox"/>

*Specify other activities:*

*I am going to read out different types of assistance and support. Please answer in the same way, about who provides you with assistance.*

**Who provides you with assistance:**

	Yes	Wish to	On a waiting list	Don't need	NA
Q4.2a Family members	<input type="checkbox"/>	<input type="checkbox"/>	<input type="checkbox"/>	<input type="checkbox"/>	<input type="checkbox"/>
Q4.2b Neighbours	<input type="checkbox"/>	<input type="checkbox"/>	<input type="checkbox"/>	<input type="checkbox"/>	<input type="checkbox"/>
Q4.2c Government entity	<input type="checkbox"/>	<input type="checkbox"/>	<input type="checkbox"/>	<input type="checkbox"/>	<input type="checkbox"/>
Q4.2d NGO	<input type="checkbox"/>	<input type="checkbox"/>	<input type="checkbox"/>	<input type="checkbox"/>	<input type="checkbox"/>
Q4.2e Church organisation	<input type="checkbox"/>	<input type="checkbox"/>	<input type="checkbox"/>	<input type="checkbox"/>	<input type="checkbox"/>
Q4.2f Private company	<input type="checkbox"/>	<input type="checkbox"/>	<input type="checkbox"/>	<input type="checkbox"/>	<input type="checkbox"/>

**Q4.3 The personal assistance you receive is... [READ OUT - MULTIPLE RESPONSE]**

- Paid for by yourself*.....
- Paid for by your family* .....
- Paid for by government*.....
- Paid for by another entity*.....

*Specify entity:*

**Q4.4 Are you ready to pay, to have more personal assistance?**

- Yes .....
- No.....
- Don't know .....

**Q4.5 Are you ready to pay a subsidised price to have more personal assistance?**

- Yes .....
- No.....
- Don't know .....

**Q4.6 Please tell me if you have or you need or are on a waiting list for the following types of Assistive equipment I am going to read out:**

	<i>I have</i>	<i>I need</i>	<i>On a waiting list</i>	<i>Don't need</i>
Assistive equipment to take care of yourself	<input type="checkbox"/>	<input type="checkbox"/>	<input type="checkbox"/>	<input type="checkbox"/>
Assistive equipment to leave home	<input type="checkbox"/>	<input type="checkbox"/>	<input type="checkbox"/>	<input type="checkbox"/>
Assistive equipment to work	<input type="checkbox"/>	<input type="checkbox"/>	<input type="checkbox"/>	<input type="checkbox"/>
Assistive equipment to communicate	<input type="checkbox"/>	<input type="checkbox"/>	<input type="checkbox"/>	<input type="checkbox"/>
Assistive equipment to drive	<input type="checkbox"/>	<input type="checkbox"/>	<input type="checkbox"/>	<input type="checkbox"/>
Assistive equipment to use the computer (hardware)	<input type="checkbox"/>	<input type="checkbox"/>	<input type="checkbox"/>	<input type="checkbox"/>
Assistive equipment to use the computer (software)	<input type="checkbox"/>	<input type="checkbox"/>	<input type="checkbox"/>	<input type="checkbox"/>
Assistive equipment to use your mobile	<input type="checkbox"/>	<input type="checkbox"/>	<input type="checkbox"/>	<input type="checkbox"/>
Assistive equipment to do other activities	<input type="checkbox"/>	<input type="checkbox"/>	<input type="checkbox"/>	<input type="checkbox"/>

*Specify activity:*

**Q4.7 Can you tell me which of the following apply to you?**  
[READ OUT- MULTIPLE RESPONSE]

- I paid for the equipment I have.....*
- The equipment I have is free.....*
- The equipment I have was subsidised.....*
- I am ready to pay to have more equipment.....*
- I am ready to pay a subsidised price to have more equipment.....*

*I am going to read out a list of training courses. For each one can you tell me whether you have such training; whether you need; whether you are on a waiting list; or if you don't need.*

**Q4.8 Training / Course**

	<i>I have</i>	<i>I need</i>	<i>On a waiting list</i>	<i>Don't need</i>
A course to learn Maltese Sign Language	<input type="checkbox"/>	<input type="checkbox"/>	<input type="checkbox"/>	<input type="checkbox"/>
A course to learn lip-reading	<input type="checkbox"/>	<input type="checkbox"/>	<input type="checkbox"/>	<input type="checkbox"/>
A course to learn Braille	<input type="checkbox"/>	<input type="checkbox"/>	<input type="checkbox"/>	<input type="checkbox"/>
A course to learn how to use a computer	<input type="checkbox"/>	<input type="checkbox"/>	<input type="checkbox"/>	<input type="checkbox"/>
A course to learn how to use the internet	<input type="checkbox"/>	<input type="checkbox"/>	<input type="checkbox"/>	<input type="checkbox"/>
A course to help in mobility and orientation when you're out	<input type="checkbox"/>	<input type="checkbox"/>	<input type="checkbox"/>	<input type="checkbox"/>
A course to learn how to use a guide-dog	<input type="checkbox"/>	<input type="checkbox"/>	<input type="checkbox"/>	<input type="checkbox"/>
A course to learn how to take care of myself	<input type="checkbox"/>	<input type="checkbox"/>	<input type="checkbox"/>	<input type="checkbox"/>
A course to learn how to take care of the house	<input type="checkbox"/>	<input type="checkbox"/>	<input type="checkbox"/>	<input type="checkbox"/>
A course to learn how to take care of my money	<input type="checkbox"/>	<input type="checkbox"/>	<input type="checkbox"/>	<input type="checkbox"/>
A course to learn how to drive an adapted car	<input type="checkbox"/>	<input type="checkbox"/>	<input type="checkbox"/>	<input type="checkbox"/>
A course to learn how to use the public buses	<input type="checkbox"/>	<input type="checkbox"/>	<input type="checkbox"/>	<input type="checkbox"/>
Training to do a sports activity (specify sports *1)	<input type="checkbox"/>	<input type="checkbox"/>	<input type="checkbox"/>	<input type="checkbox"/>
A course to do an art activity (specify art *2)	<input type="checkbox"/>	<input type="checkbox"/>	<input type="checkbox"/>	<input type="checkbox"/>

\*1 Specify which sports training:

\*2 Specify which arts course

**Q4.9 Which of the following would apply, when dealing with payments of training/courses? [MULTIPLE RESPONSE]**

<i>I paid / am paying for the training .....</i>	<input type="checkbox"/>
<i>The course I am doing / did was free.....</i>	<input type="checkbox"/>
<i>The course I am doing / did was subsidised.....</i>	<input type="checkbox"/>
<i>I am ready to pay for more training.....</i>	<input type="checkbox"/>
<i>I am ready to pay a subsidised price for more training .....</i>	<input type="checkbox"/>
<i>I had no training.....</i>	<input type="checkbox"/>
<i>Don't know .....</i>	<input type="checkbox"/>

**Q4.10 When dealing with Information and Communication, can you tell me if you require:**

	<i>Yes</i>	<i>No</i>	<i>NA</i>
Printed information in a large font	<input type="checkbox"/>	<input type="checkbox"/>	<input type="checkbox"/>
Printed information with Braille	<input type="checkbox"/>	<input type="checkbox"/>	<input type="checkbox"/>
Electronic information	<input type="checkbox"/>	<input type="checkbox"/>	<input type="checkbox"/>
Information which is easy to read	<input type="checkbox"/>	<input type="checkbox"/>	<input type="checkbox"/>
Audio-descriptive information on TV	<input type="checkbox"/>	<input type="checkbox"/>	<input type="checkbox"/>
Subtitles on TV	<input type="checkbox"/>	<input type="checkbox"/>	<input type="checkbox"/>
Maltese Sign Language interpretation	<input type="checkbox"/>	<input type="checkbox"/>	<input type="checkbox"/>

I would like to talk about civil rights next...

**Q4.11 Do you have a vote?**

Yes .....

No .....

Don't know .....

**Q4.12 Do you vote by yourself or do you need help to vote?**

I vote by myself .....

I need assistance to vote .....

**Q4.13 Can you tell me which of the following statements you agree with most:**  
[SINGLE RESPONSE]

The system of voting in front of the Assistant Electoral Commissioners is good for me.....

I'd rather choose from a list of assistants approved by the Electoral Commission, to help me vote .....

I'd rather have a person I know and whom I trust to help me vote.....

I prefer having my assistive equipment to help me vote by myself.....

Don't know .....

Specify equipment:

**Q4.14 Can you tell me whether you are:**

Interdicted by a court order .....

Incapacitated by a court order.....

**Q4.15 Is there a need or something else related to your disability which you would like to mention?**

**Section 5 - Personal Details**

**Q5.1 Status**

Single .....

Married / Living with Partner.....

Separated / Divorced / Widowed.....

**Q5.2 Do you have children**

Yes .....

No.....

**Q5.3 How many children do you have**

**Q5.4 Can you tell me which of the following apply to you by answering 'Yes', 'No', or 'Wish to'**

	Yes	No	Wish to
I have an intimate relationship with a man	<input type="checkbox"/>	<input type="checkbox"/>	<input type="checkbox"/>
I had an intimate relationship with a man	<input type="checkbox"/>	<input type="checkbox"/>	<input type="checkbox"/>
I have an intimate relationship with a woman	<input type="checkbox"/>	<input type="checkbox"/>	<input type="checkbox"/>
I had an intimate relationship with a woman	<input type="checkbox"/>	<input type="checkbox"/>	<input type="checkbox"/>

**Q5.5 Do you consider your disability to be:**

*Mild* .....

*Moderate, or* .....

*Severe* .....

**Q5.6 At what age did you become disabled?**

*At birth* .....

*From 0 - 5 years* .....

*From 6 - 19 years* .....

*From 20 - 39 years* .....

*From 40 - 59 years* .....

*After 60 years* .....

**Q5.7 What is your nationality**

*Maltese* .....

*Other* .....

*Specify:*

**Q5.8 Which is your main language?**

*Maltese* .....

*English* .....

*Other* .....

*Specify*

**Q5.9 Which, if any, religion do you practice?**

*No religion* .....

*Catholic* .....

*Protestant* .....

*Muslim* .....

*Other* .....

**Q5.10 Can you tell what is the highest level of education you attained:**

*Primary education* .....

*Secondary education* .....

*Post-Secondary education* .....

*Tertiary Education* .....

*Special School* .....

*None* .....

**Q5.11 How old are you?**

**Q5.12 Locality of residence:**



**Q5.13 Type of impairment**

- Visual impairment.....
- Hearing impairment.....
- Physical impairment.....
- Intellectual impairment.....
- Mental health issues.....
- Specific learning difficulties.....
- Other.....

**Q5.14 Who answered the question**

- The disabled person .....
- Someone on behalf of the disabled person.....
- Specify the relationship:

**Q5.15 Gender**

- Male.....
- Female.....

**Q5.16 Reference ID:**