

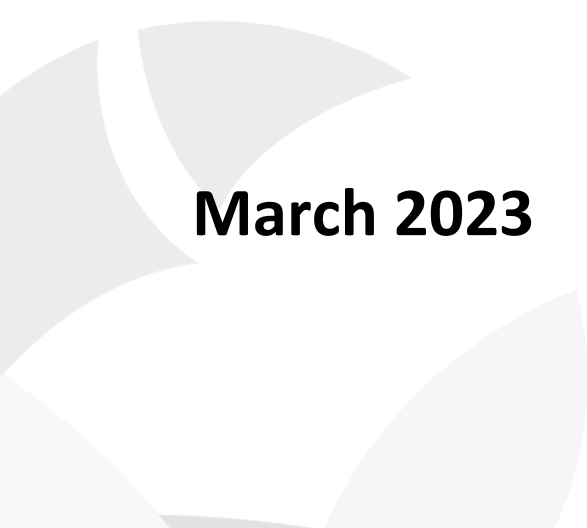


FSWS Gozo Branch Operations

Yearly Statistical Report

January to December 2022

March 2023



Authors:

Christine Marchand-Agius – Research Office, Leader
Data analysis and editing

Stephanie Dimech – Research Office
Data analysis and proof reading

Valentina Galdes – Research Office
Proof reading

Foundation for Social Welfare Services, Malta

© Copyright, 2023

All rights reserved. No part of this publication may be reproduced, stored in a retrieval system, or transmitted, in any form or by any means, electronic, mechanical, photocopying, recording or otherwise, except as permitted by the Malta Copyright Act (Chapter 415), without the prior permission of the Foundation for Social Welfare Services.

Citation: Foundation for Social Welfare Services (2023). FSWS Gozo Branch Operations Yearly Statistical Report 2022. Malta: Foundation for Social Welfare Services.

Foundation for Social Welfare Services
212, Cannon Road, Santa Venera
SVR 9034, Malta

Table of Content

Introduction	5
Executive Summary.....	6
Generic Social Work Service	12
Case Activity.....	12
Details Regarding New and Re-contact Cases Opened	15
Emergency On-Call Service	18
Marsalforn Community Service (MarCS)	22
Case Activity.....	22
Details Regarding New and Re-contact Cases Opened	25
Home Based Therapeutic Services – Gozo cases (HBTS – Gozo).....	28
Case Activity.....	28
Details Regarding New and Re-contact Cases Opened	30
Psychological Services- Gozo (PS-Gozo)	33
Case Activity.....	33
Details Regarding New and Re-contact Cases Opened	35
Looked After Children – Gozo (LAC-Gozo).....	38
Case Activity.....	38
Details Regarding New and Re-contact Cases Opened	40
Fostering – Gozo	43
Case Activity.....	43
Details Regarding New and Re-contact Cases Opened	45
Home-Start Gozo	48
Case Activity.....	48
Details Regarding New and Re-contact Cases Opened	50
NEW Court Service (C-Gozo).....	53
Case Activity.....	53
Details Regarding New and Re-contact Cases Opened	55
NEW Supervised Access Visits (SAV-Gozo)	58
Case Activity.....	58
Details Regarding New and Re-contact Cases Opened	60

Prevention Services – Gozo	63
TFAL Programme – Gozo.....	63
Skola Sajf – Gozo.....	64
Teen Outside the Box – Gozo.....	64
Gozo Prison Project (GPP).....	65
Case Activity.....	65
Details Regarding New and Re-contact Cases Opened	68
Gozo General Hospital Social Work Service (GGH).....	71
Case Activity.....	71
Details Regarding New and Re-contact Cases Opened	73
Gozo General Hospital – Psychiatric Unit Social Work Service (PUSW)	76
Case Activity.....	76
Details Regarding New and Re-contact Cases Opened	78
Appendix	81
Glossary of Terms	81
Maltese Districts	82
Service Descriptions.....	83

Introduction

This report provides statistical information regarding the services within the Foundation for Social Welfare Services Gozo Branch Operations (FSWS Gozo), which falls under the Foundation for Social Welfare Services (FSWS). The data includes, but is not limited to, the number of: cases worked with, individuals worked with, referrals, new and re-contact cases, and cases closed. Data regarding new and re-contact cases is also stratified by key socio-demographic variables in order to look at trends. All the information provided in this report gives an indication of service users attending the various services and some information about service performance. For this report, the term 'service users' refers to persons using the service from referral until case closure. For further information regarding the aims and activities of the services, please refer to the website: fsws.gov.mt

The data contained in this report is based on information submitted by the services to the FSWS's Research Team in mid-January 2023. Where applicable, the report provides data on an individual service user level (i.e., number of individuals) as well as on multiple service users attending multiple times level (i.e., number of cases). It is important to note that the same individuals may stop and start attending a given service multiple times in the reporting period and/or may be attending one or more services concurrently within the reporting period (i.e., have multiple cases recorded). As a result, the summing of data from services provides the number of cases worked with but the summing of the number of individuals may over-state the number of individuals attending the agency or directorate.

When new data collection systems are introduced, it can change how the data is collected, introduce new variables and thus impact observed trends. Relevant information about aspects which may have impacted the data and influence trends can be found as footnotes throughout the report.

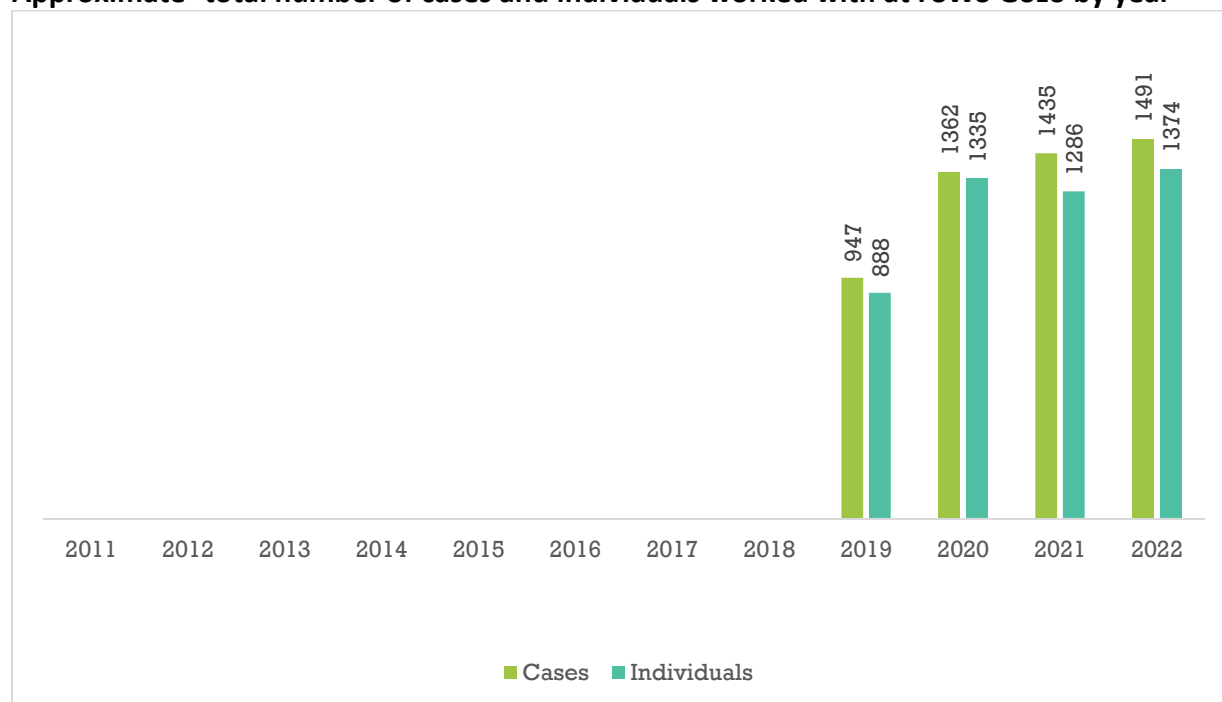
This report would not have been possible without the kind assistance of each worker who provided and keyed the data.

The data contained in this report is subject to revision and modification, as and when the relevant information becomes available.

Executive Summary

Note¹

Approximate² total number of cases and individuals worked with at FSWS Gozo by year



Case activity³: Jan-Dec 2022

	Total cases worked with	Individuals worked with
Generic Social Work Service	363	334
Marsalforn Community Service	109	106
Home Based Therapeutic Services – Gozo	27	26
Psychological Services – Gozo	57	57
Looked After Children – Gozo	22	22
Fostering – Gozo	69	69
Home-Start Gozo	72	72
Courts – Gozo	5	5
Supervised Access Visits – Gozo	19	16
Gozo Prison Project	13	13
Gozo General Hospital Social Work Service	589	508
Gozo General Hospital – Psychiatric Unit Social Work Service	146	146

¹ Most services began reporting data in 2019.

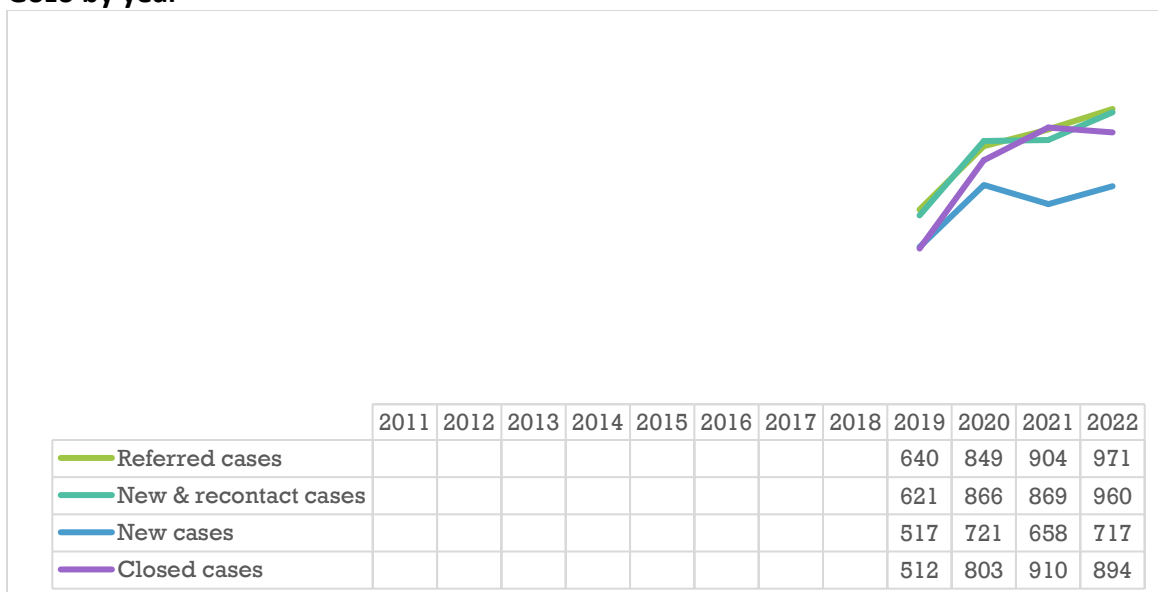
² Since individuals can attend more than one unit at the same time, summing the number of cases worked with will over-state the actual number of persons worked with. Therefore, the following data reported on multiple unit levels can only provide an approximation of the number of cases and the figures provided are higher than the actual numbers.

³ A new data collection system and reporting format was introduced in 2020.

Service	Additional information
Prevention programmes	TFAL 3: 14 schools and 329 participants. TFAL 5: 13 schools and 274 participants. SkolaSajf: 7 schools and 95 participants. Teen Outside the Box: 3 schools and 321 participants.
Emergency on-call	252 interventions and 377.5 hours.

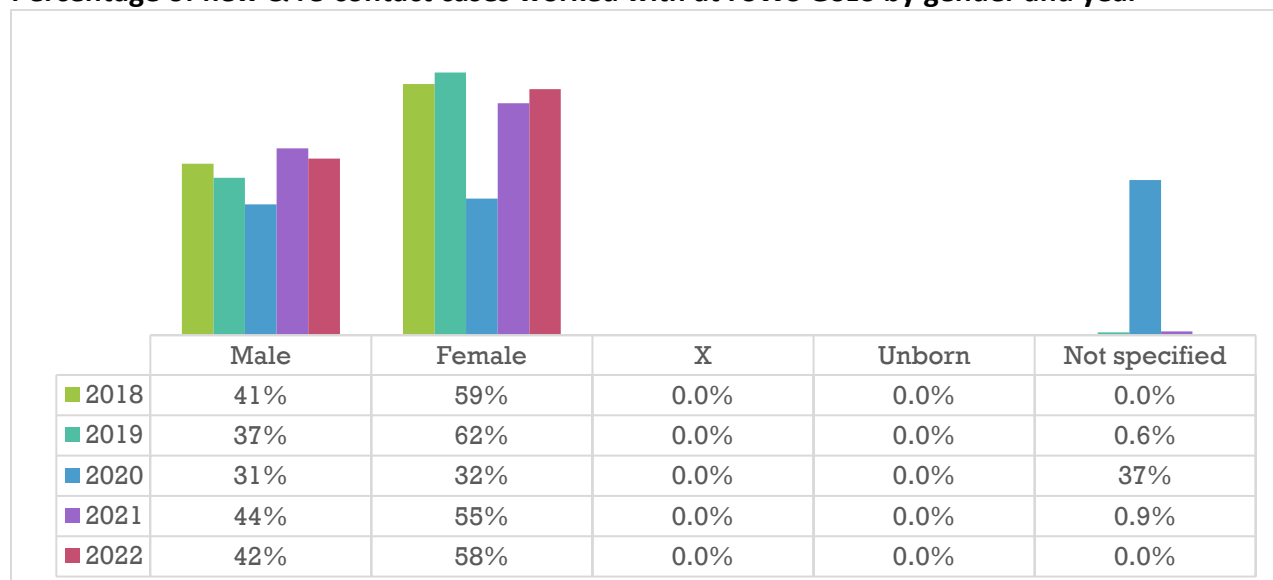
Note⁴

Approximate number of referrals, new & re-contact cases opened, and cases closed by FSWS Gozo by year

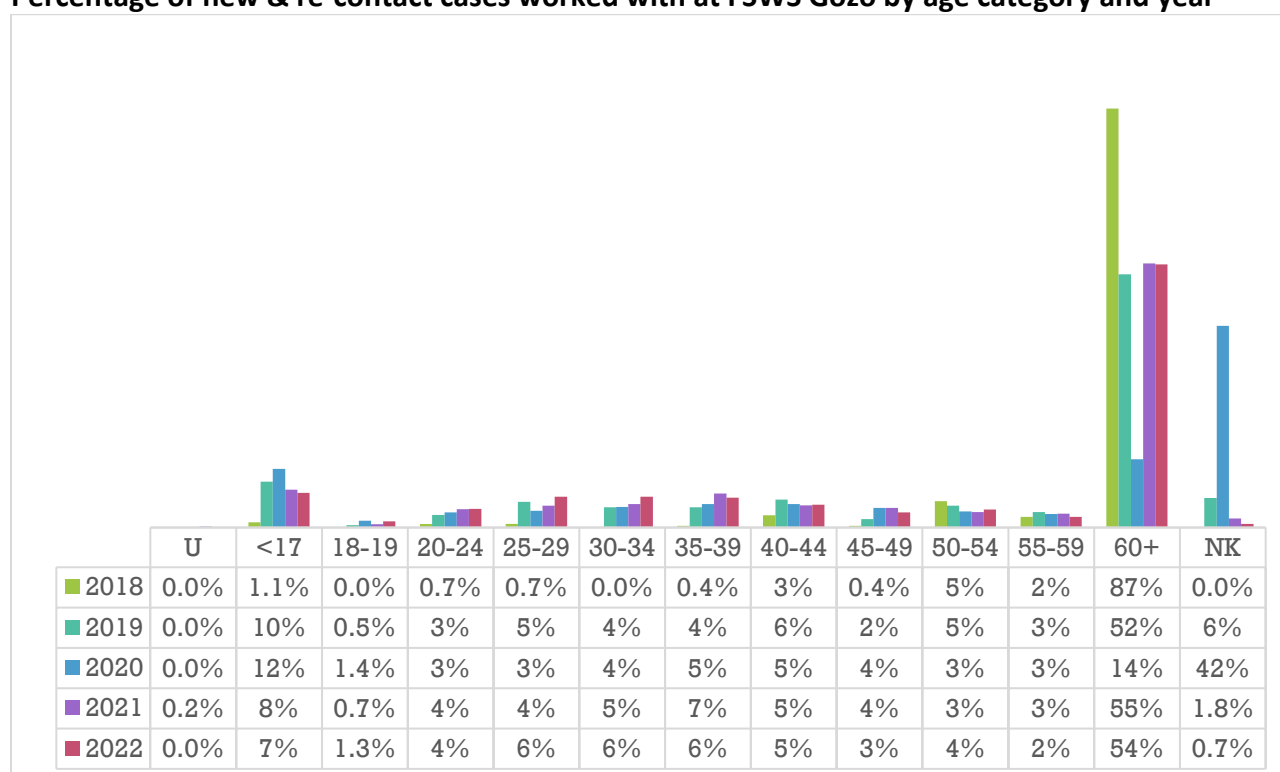


⁴ The FSWS Gozo Branch provides some services which are overlapping with services reported in other statistical reports from other FSWS agencies or directorates. For example, Home Based Therapeutic Services provided in Gozo are reported within the Agency for Community and Therapeutic Services report. Some of the data within this report can be combined with data from the other FSWS agencies or directorates to get totals for the Maltese Islands. These services consist of Home Based Therapeutic Services, Home-Start Services and prevention Services.

Percentage of new & re-contact cases worked with at FSWS Gozo by gender and year



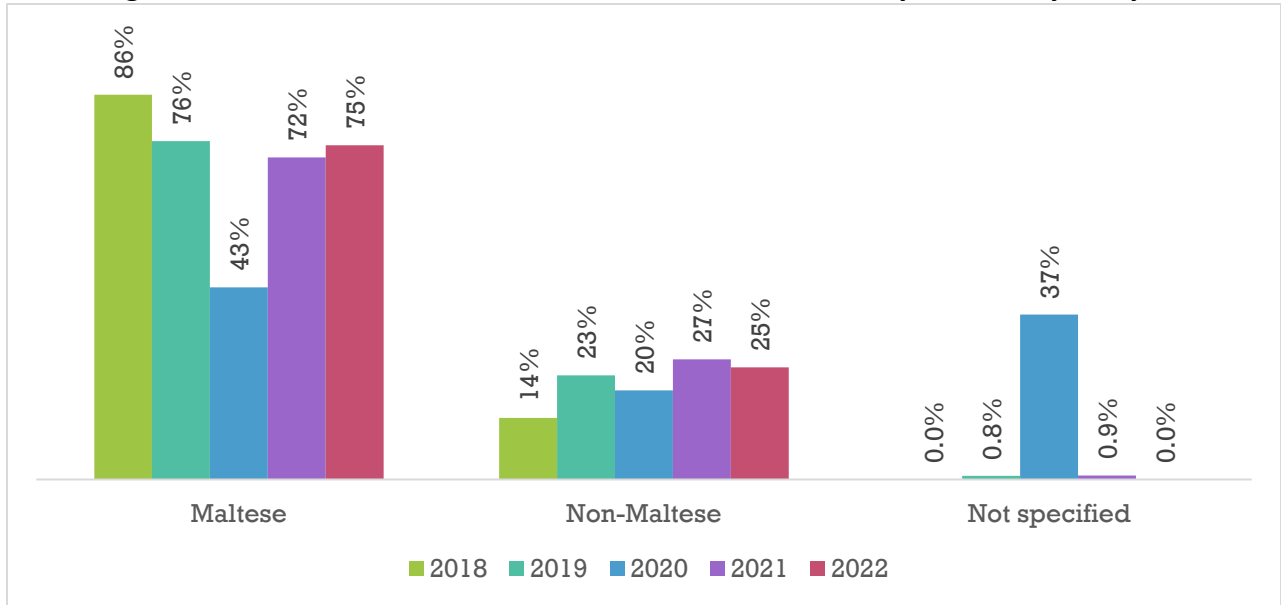
Percentage of new & re-contact cases worked with at FSWS Gozo by age category and year



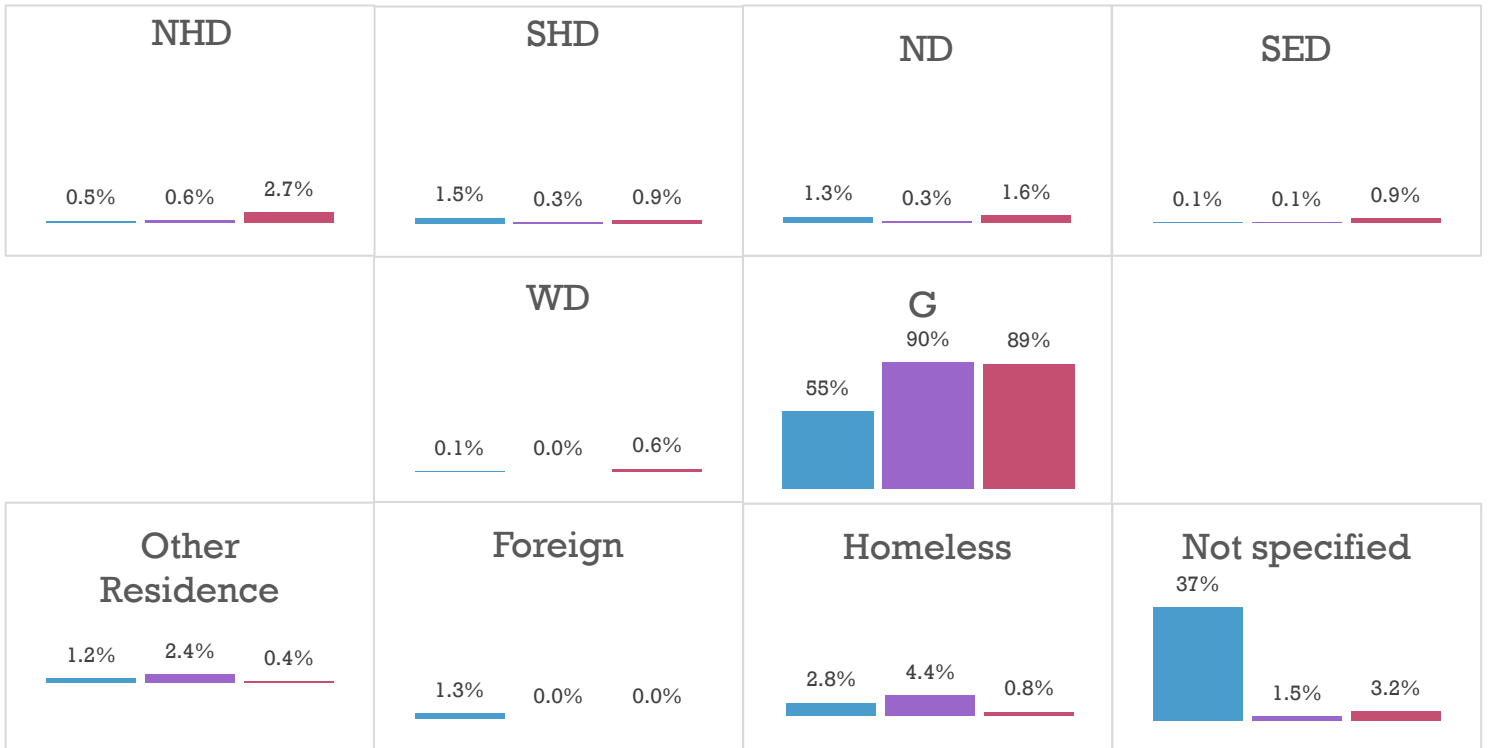
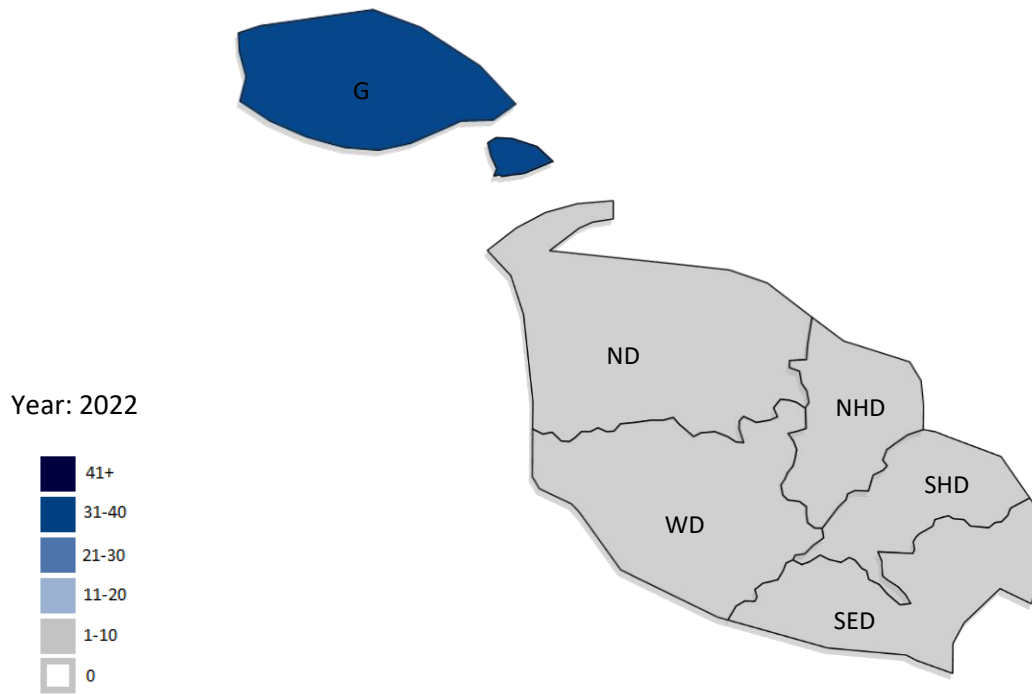
Graph Key⁵

⁵ U: Unborn; NK: Not Specified.

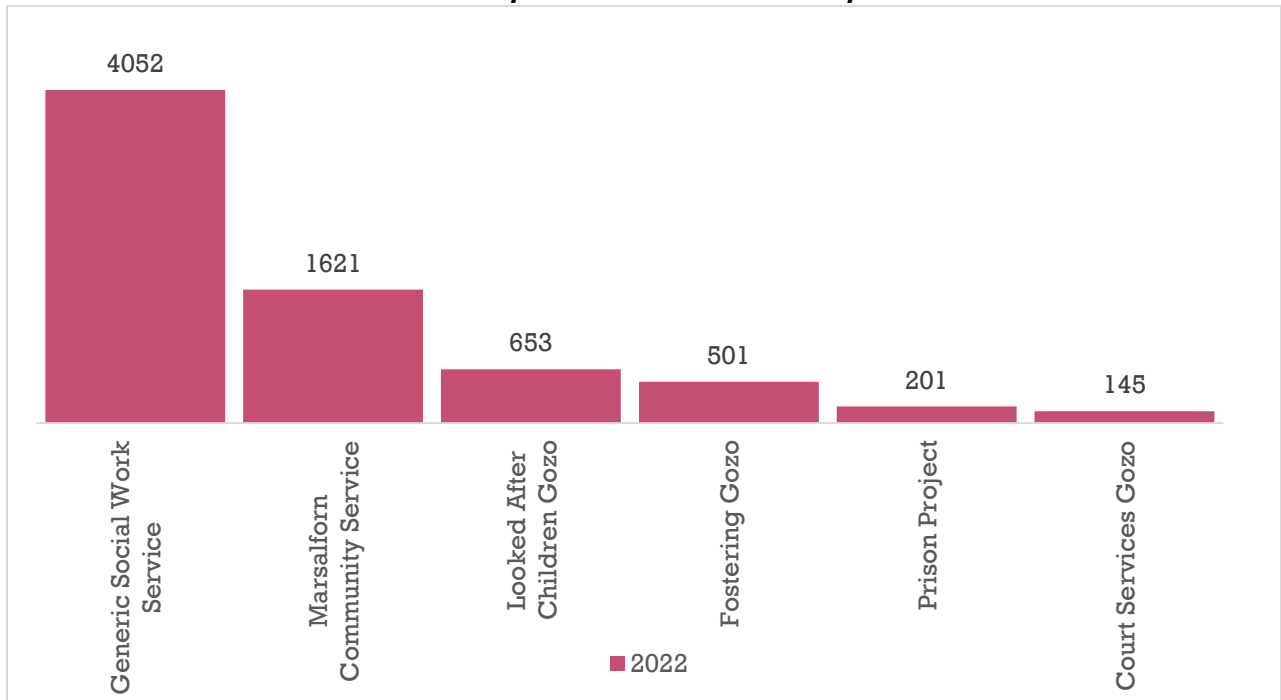
Percentage of new & re-contact cases worked with at FSWS Gozo by nationality and year



Percentage of new & re-contact cases worked with at FSWS Gozo by district of residence and year



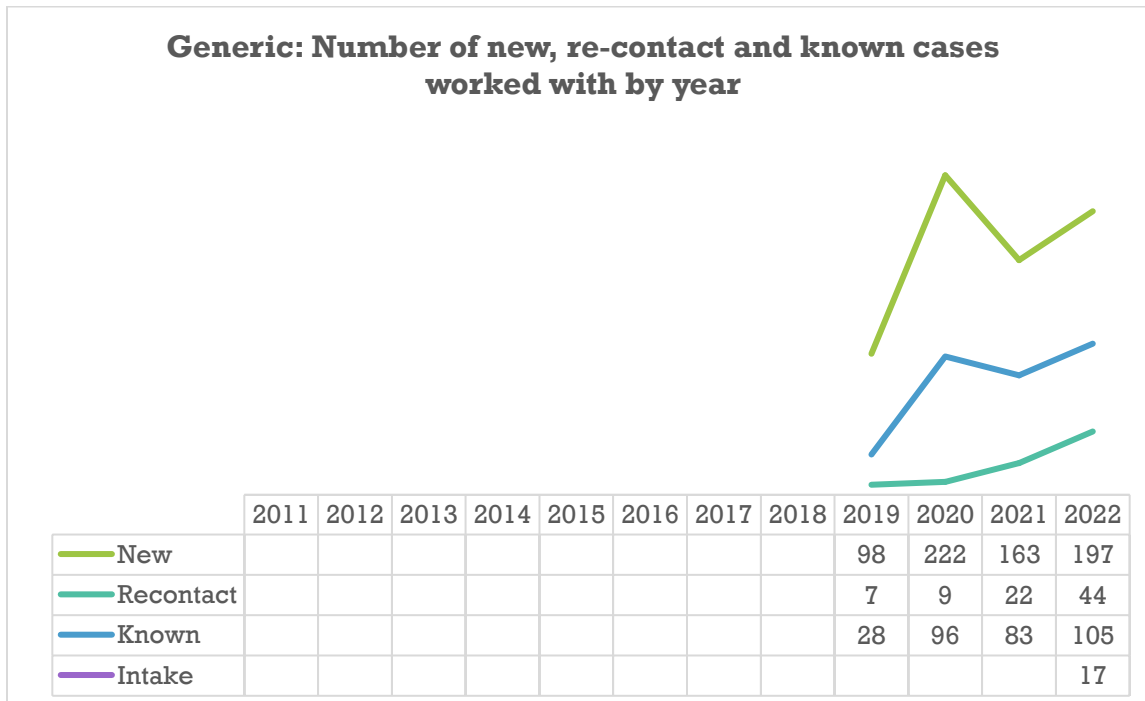
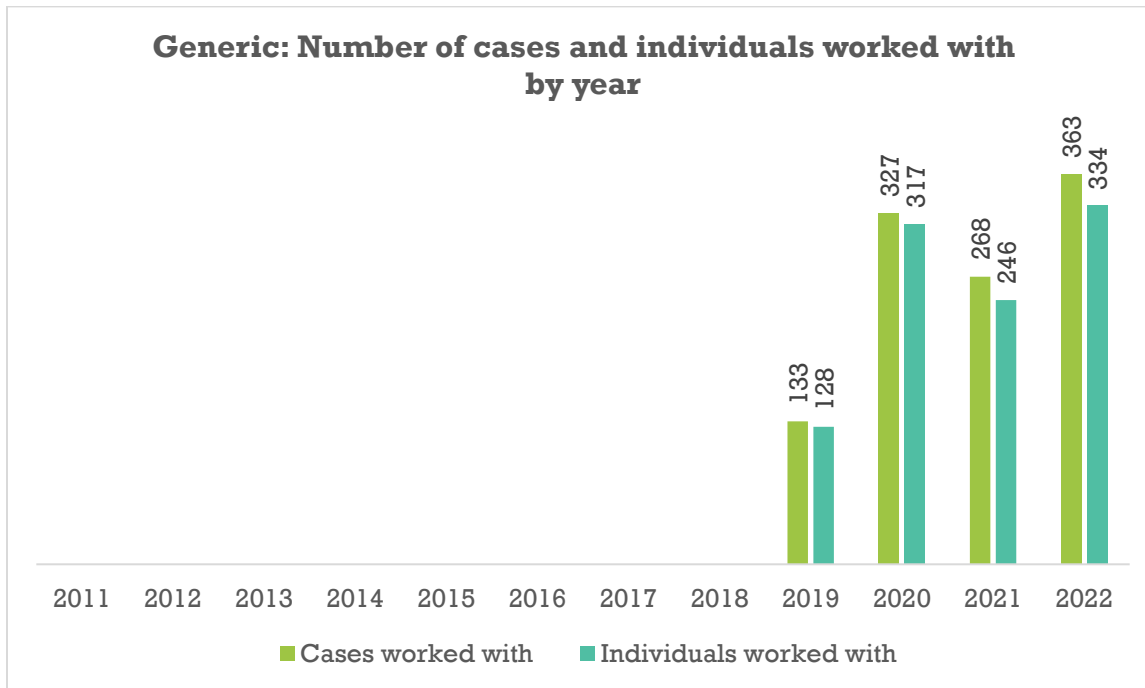
Number of interventions conducted by FSWS Gozo service and year



Note⁶

⁶ Only provides the number of interventions that have been recorded within the Case Management System as completed or conducted.

Generic Social Work Service Case Activity⁷



⁷ Service started reporting in 2019.

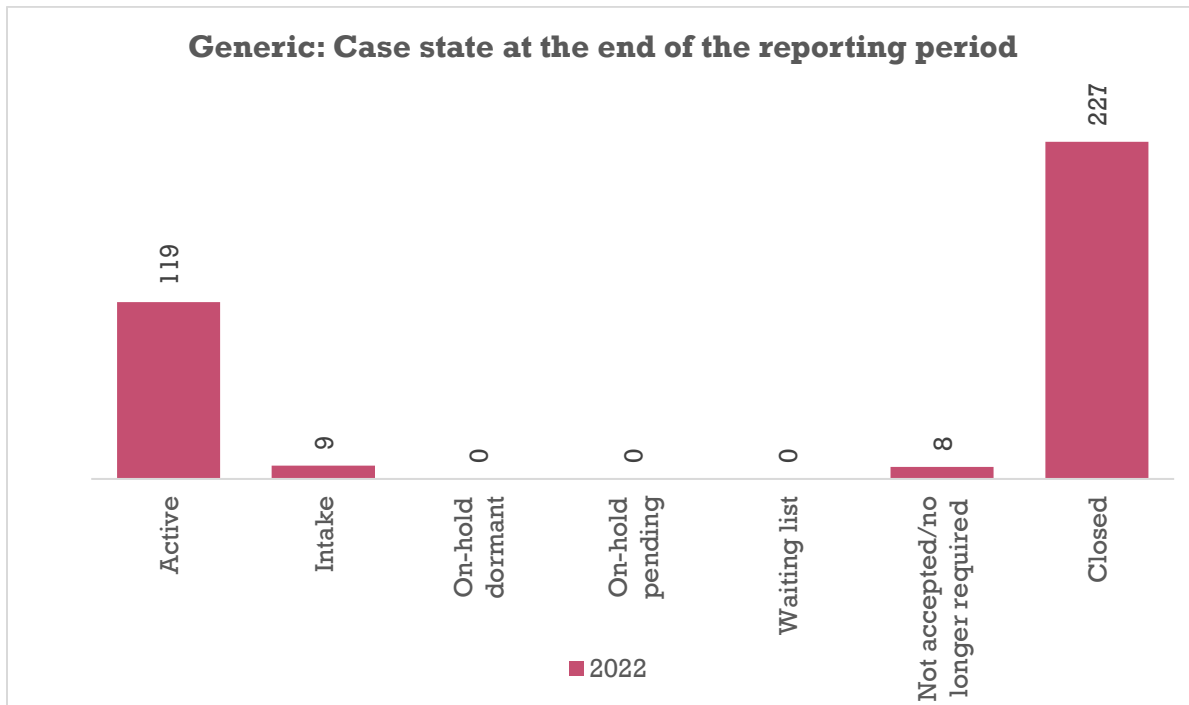
Generic: Number of referred, new & re-contact, new and closed cases by year



	2011	2012	2013	2014	2015	2016	2017	2018	2019	2020	2021	2022
Referred cases									105	220	219	255
New & recontact cases									105	231	185	241
New cases									98	222	163	197
Closed cases									89	243	166	227

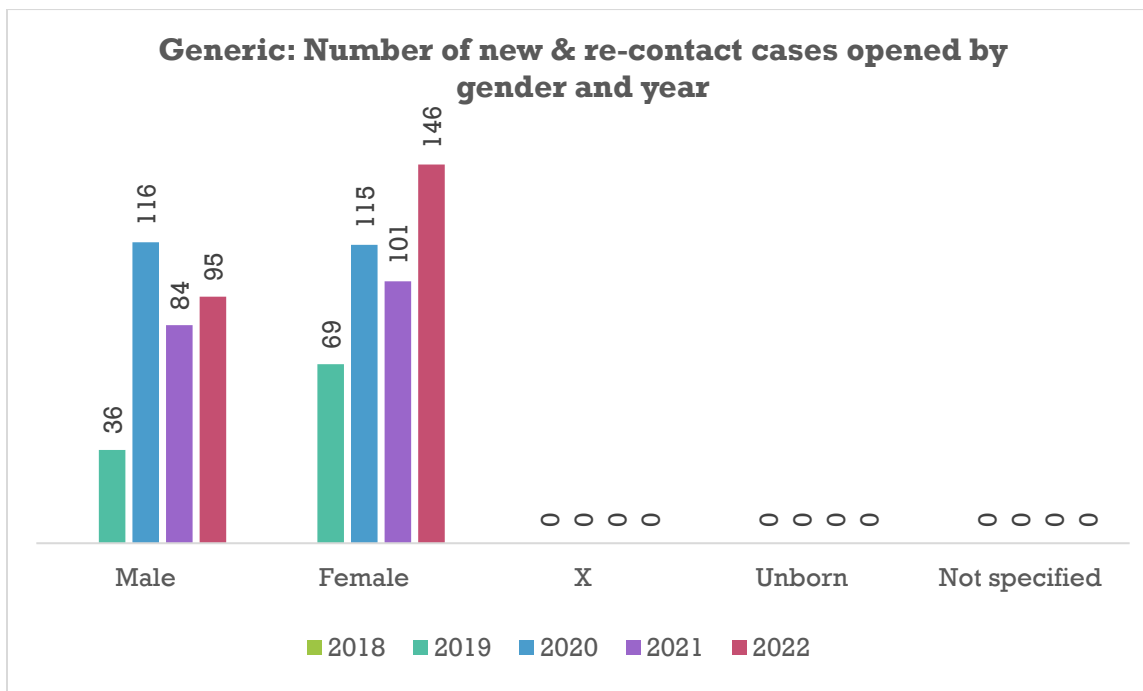
Generic: Referrals by primary problem and year⁸				
	2019	2020	2021	2022
Addictive behaviour problems	0	1	14	3
Assault/rape/harassment/sexual abuse	0	0	1	1
Behaviour problems	0	0	5	-
Bereavement	0	0	0	2
Child abuse	7	7	2	3
Child care or access	1	9	10	6
Delinquency	0	0	0	0
Disability related issues	0	0	1	2
Domestic violence	22	43	41	57
Eating disorder	0	0	0	0
Elderly needs	0	0	3	3
Employment issues	5	8	6	4
Family relations/relationships	15	20	10	20
Financial difficulties	8	43	16	26
Fostering or adoption	0	0	0	0
Gender related issues	0	0	0	0
Health related issues	0	6	2	2
Homeless	22	65	52	63
Housing problems	5	0	14	14
Human trafficking	0	0	0	0
Lack of support or guidance	0	7	9	4
Legal issues	2	0	0	7
Loneliness	0	0	0	0
Marital problems	0	0	1	2
Mental health issues	3	2	20	17
Migrant related issues	0	0	1	1
Oppositional defiant behaviours	-	-	-	1
Parenting skills/child-parent relationship	-	-	-	9
Personality related issues	0	0	0	0
Pregnancy related issues	0	0	1	0
Relationship problems	0	1	0	3
School related problems	0	0	0	0
Self-harm or suicide	1	1	0	0
Separation related issues	0	5	2	1
Sex work related issues	0	0	0	0
Other	6	0	5	4
Not specified	8	2	3	0
Total	105	220	219	255

⁸ Service users may have multiple problems; this table only reports the primary issue as reported by the service user.



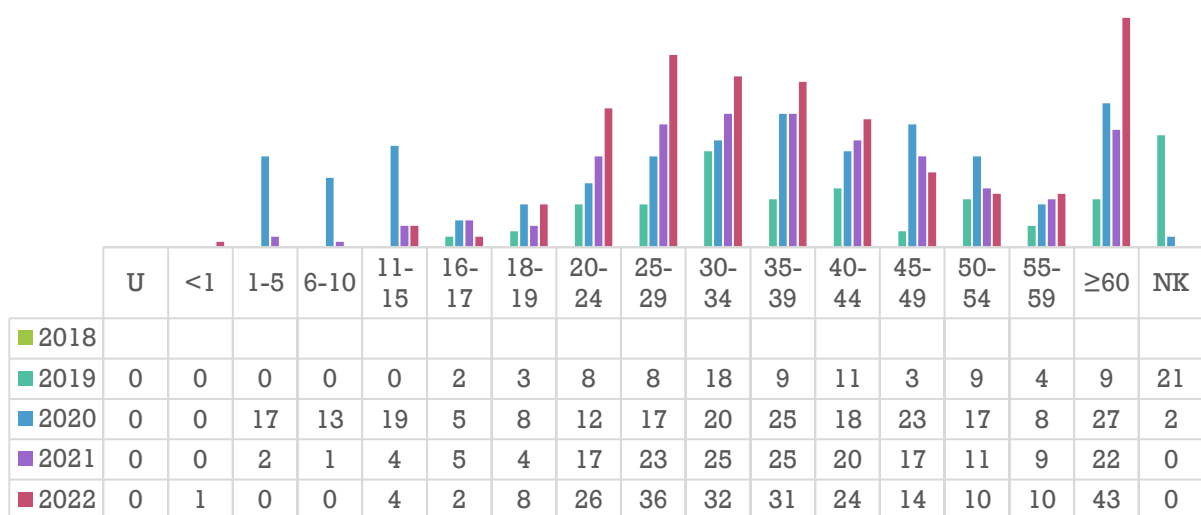
Note⁹

Details Regarding New and Re-contact Cases Opened



⁹ The waiting list provides the number of service users who were assessed and found to be at a low risk, have no immediate requirements and/or are awaiting the next available appointment/programme. They will still be monitored and provided services but at a lower intensity than an active case.

Generic: Number of new & re-contact cases opened by age category and year

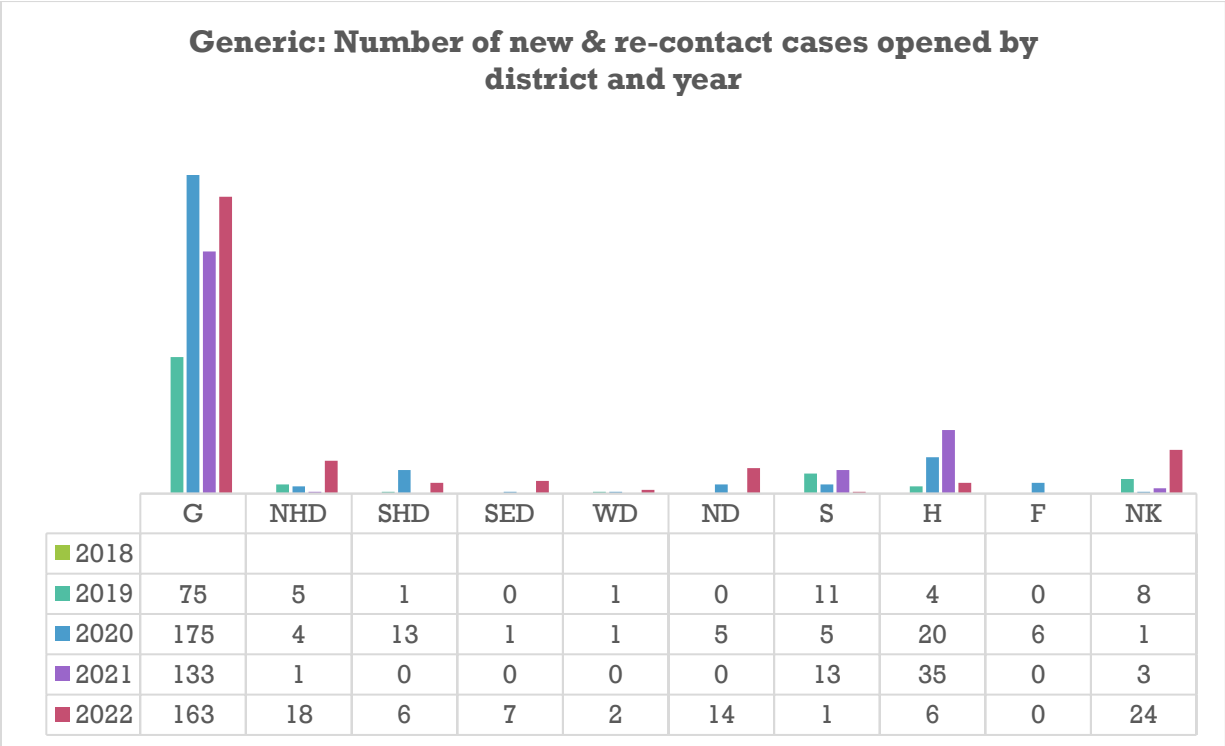
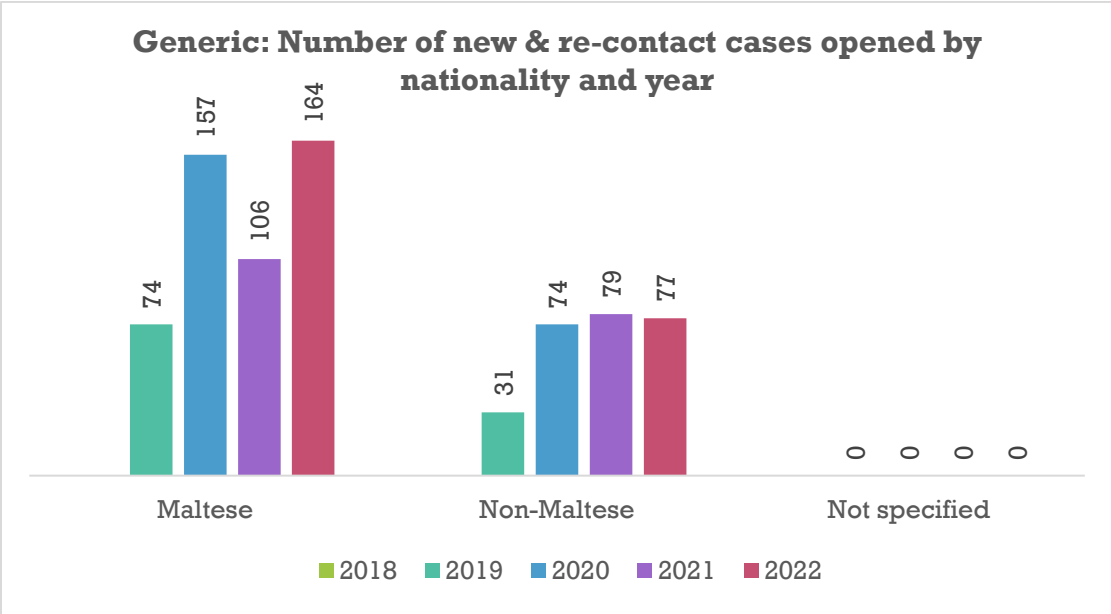


Graph Key¹⁰

Generic: Number of new & re-contact cases opened by age category and gender January – December 2022

	Male	Female	X	Unborn	Not specified	Total
Unborn	0	0	0	-	0	0
<1	0	1	0	-	0	1
1-5	0	0	0	-	0	0
6-10	0	0	0	-	0	0
11-15	1	3	0	-	0	4
16-17	1	1	0	-	0	2
18-19	3	5	0	-	0	8
20-24	11	15	0	-	0	26
25-29	20	16	0	-	0	36
30-34	10	22	0	-	0	32
35-39	13	18	0	-	0	31
40-44	7	17	0	-	0	24
45-49	4	10	0	-	0	14
50-54	1	9	0	-	0	10
55-59	7	3	0	-	0	10
≥60	17	26	0	-	0	43
Not specified	0	0	0	-	0	0
Total	95	146	0	-	0	241

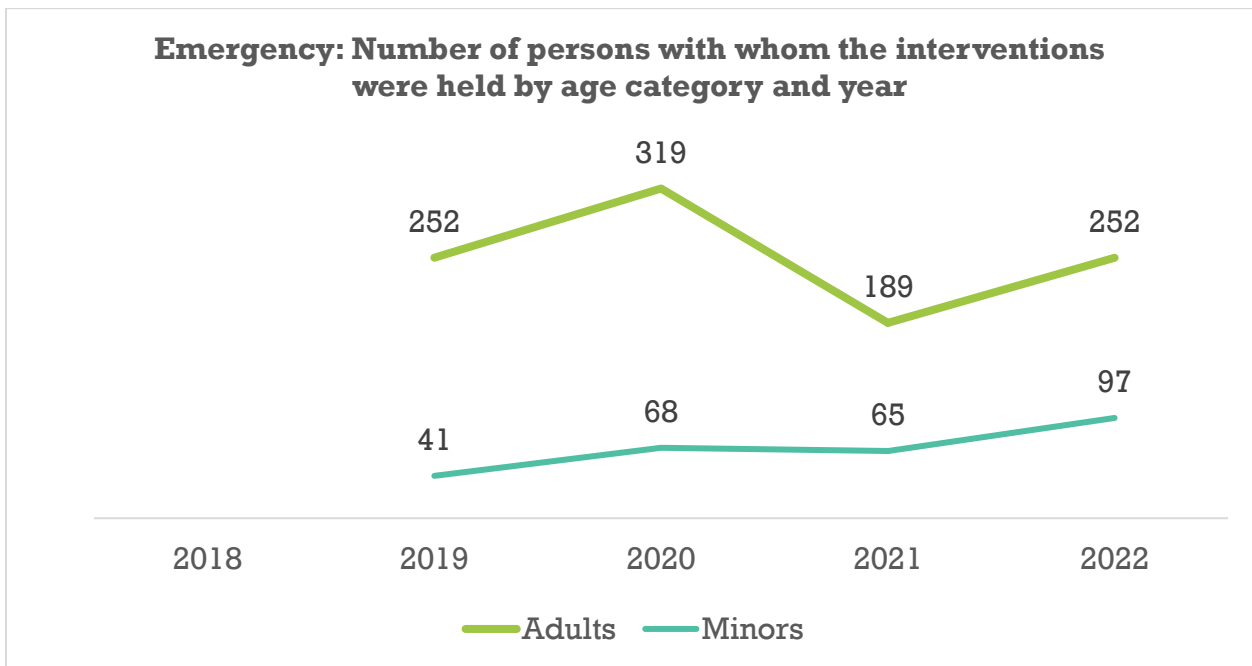
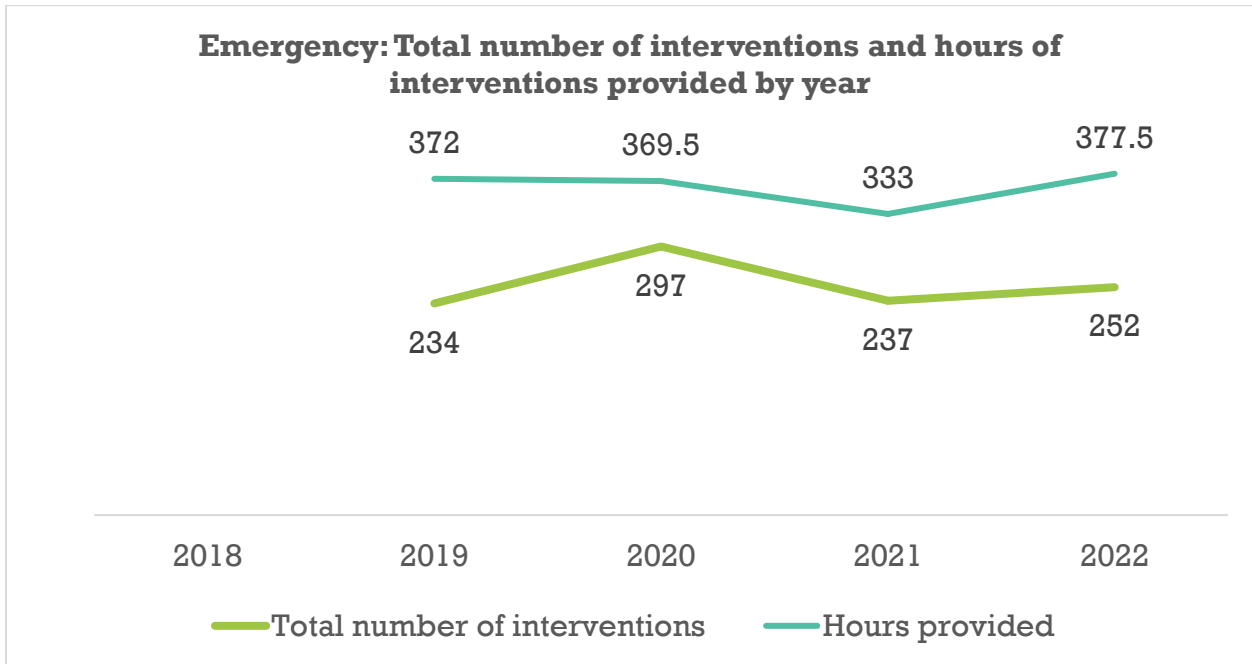
¹⁰ U: Unborn; NK: Not Specified.



Graph Key¹¹

¹¹ SHD: Southern Harbour District; NHD: Northern Harbour District; SED: Southern Eastern District; ND: Northern District; WD: Western District; G: Gozo; S: Shelter/Institution; F: Foreign Residence; NK: Not Specified.

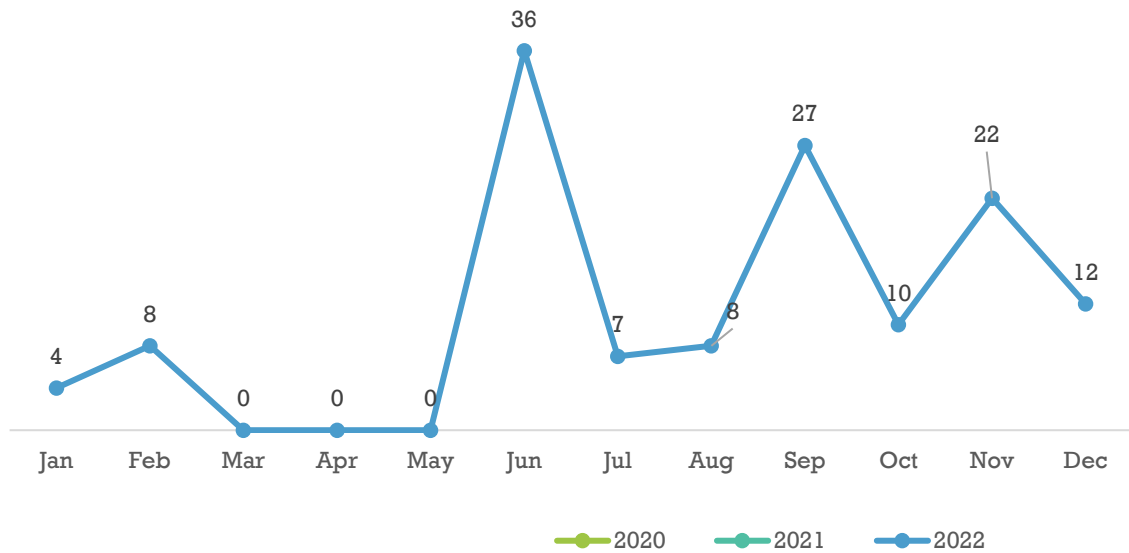
Emergency On-Call Service



Note¹²

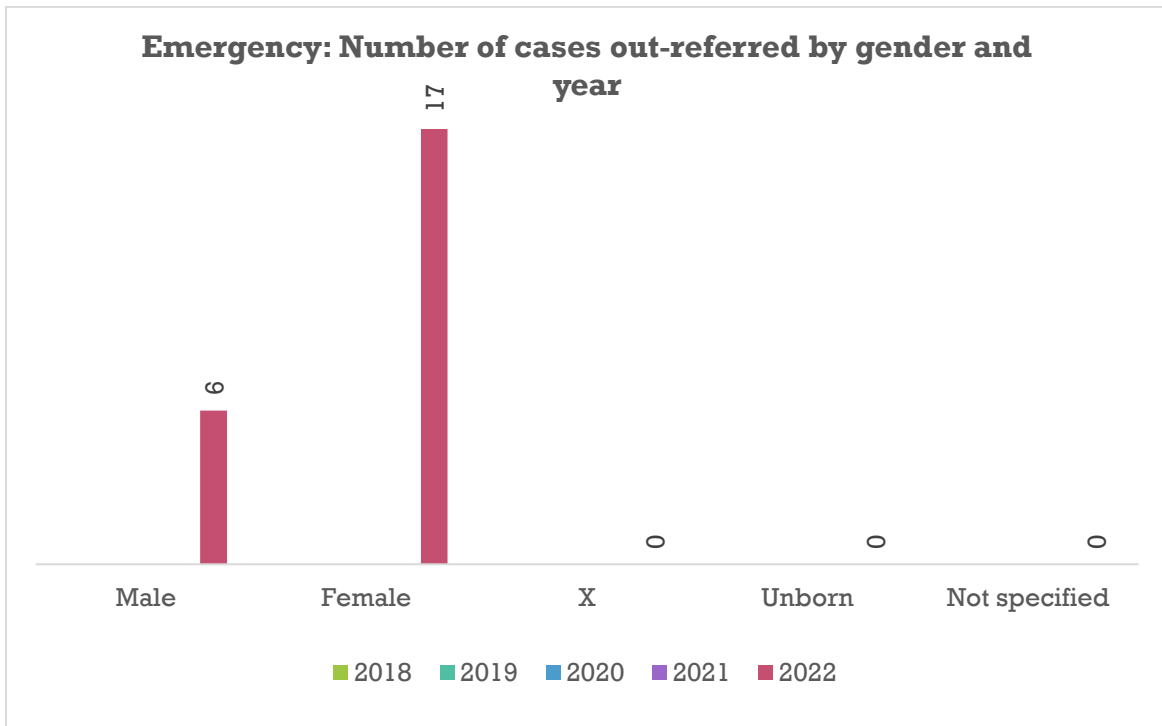
¹² Service started reporting in 2019.

Emergency: Number of service users out-referred through the emergency service by month and year



**Emergency: Number of cases out-referred by service referred to and gender
January – December 2022**

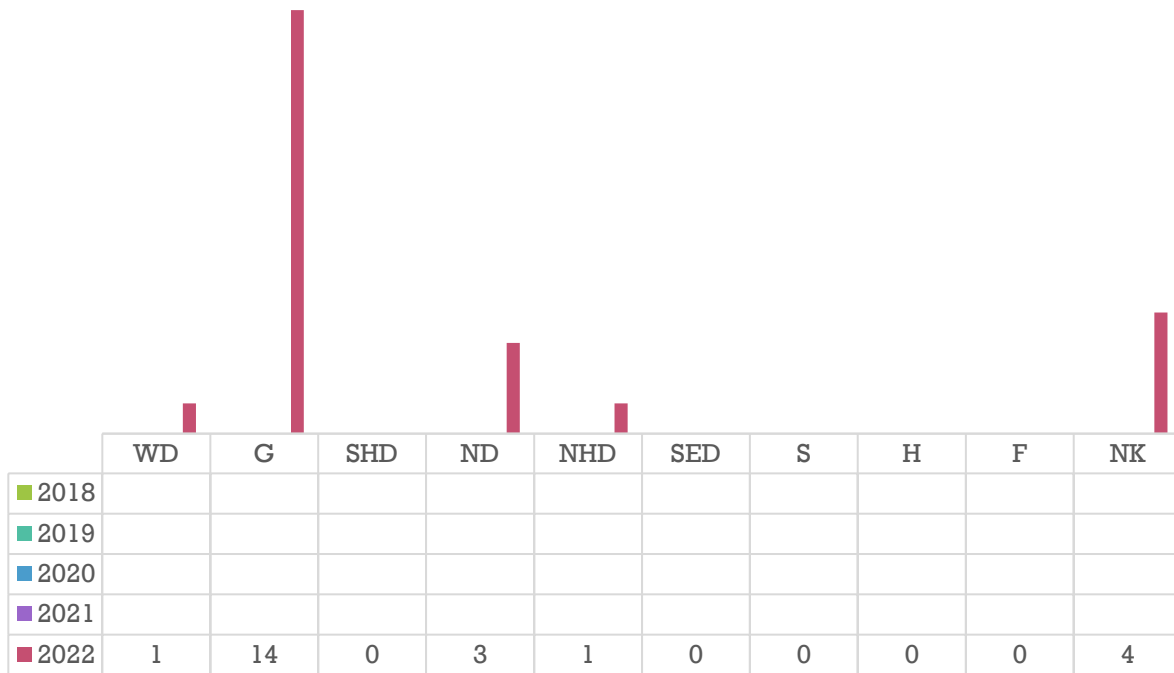
	Male	Female	X	Unborn	Not specified	Total
Generic Social Work Service	6	15	0	0	0	21
Marsalforn Community Service	0	2	0	0	0	2
Total	6	17	0	0	0	23



**Emergency: Case out-referred by age category and gender
January – December 2022**

	Male	Female	X	Unborn	Not specified	Total
≤17	0	3	0	-	0	3
18-19	0	1	0	-	0	1
20-24	1	3	0	-	0	4
25-29	2	0	0	-	0	2
30-34	0	1	0	-	0	1
35-39	1	3	0	-	0	4
40-44	2	3	0	-	0	5
45-49	0	1	0	-	0	1
50-54	0	0	0	-	0	0
55-59	0	0	0	-	0	0
≥60	0	2	0	-	0	2
Not specified	0	0	0	-	0	0
Total	6	17	0	-	0	23

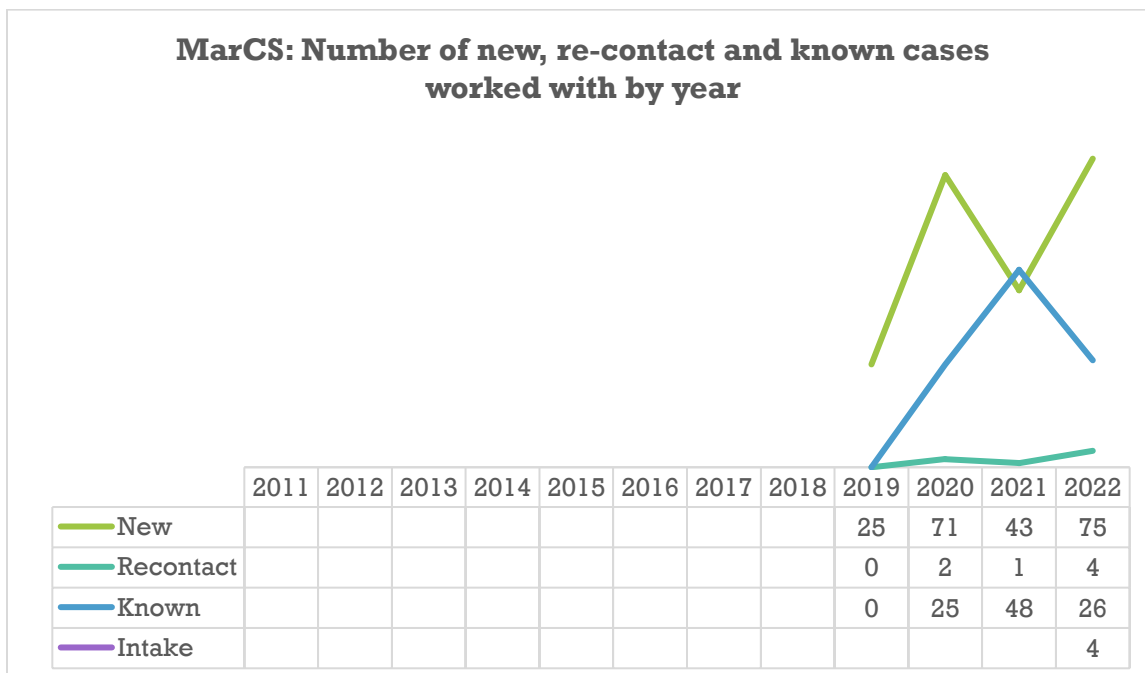
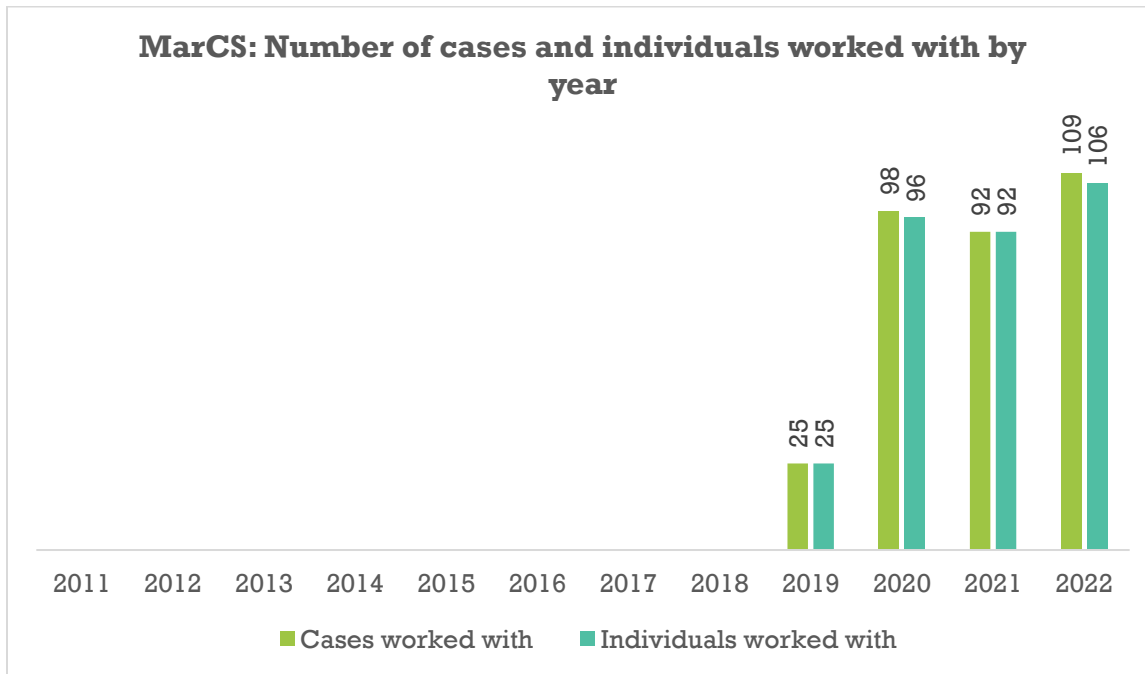
Emergency: Number of cases out-referred by district and year



Graph Key¹³


¹³ SHD: Southern Harbour District; NHD: Northern Harbour District; SED: Southern Eastern District; ND: Northern District; WD: Western District; G: Gozo; S: Shelter/Institution; F: Foreign Residence; NK: Not Specified.

Marsalforn Community Service (MarCS) Case Activity¹⁴



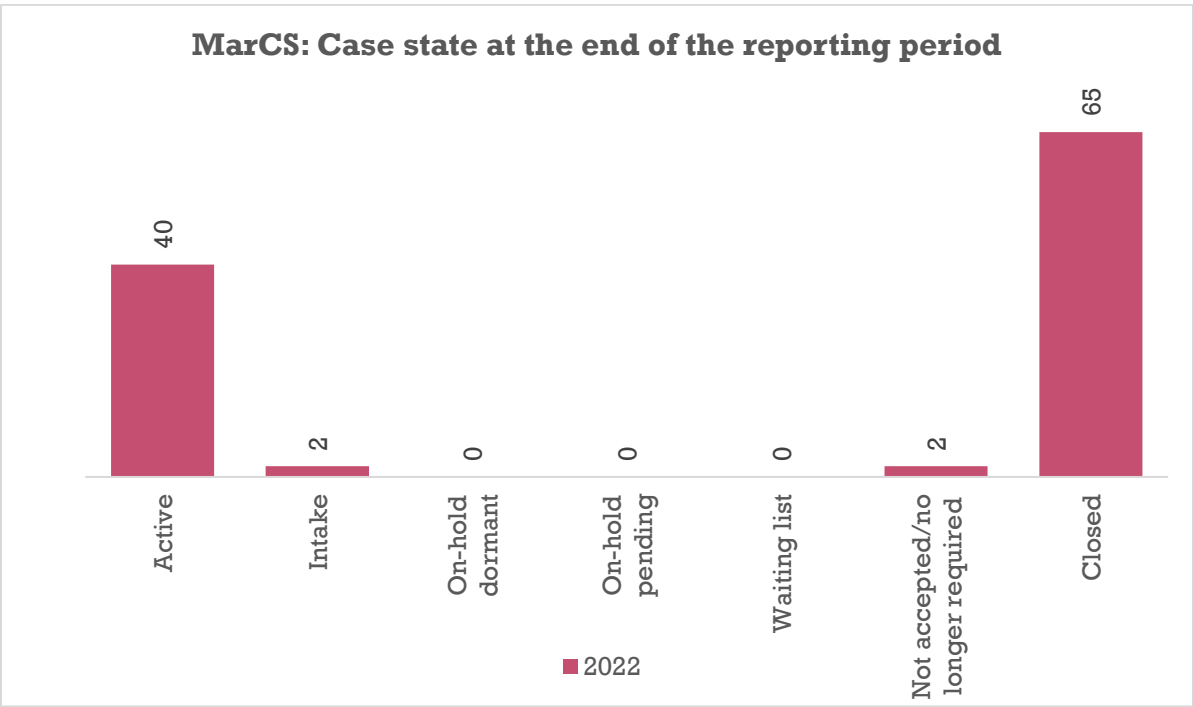
¹⁴ Service started reporting in 2019.

MarCS: Number of referred, new & re-contact, new and closed cases by year



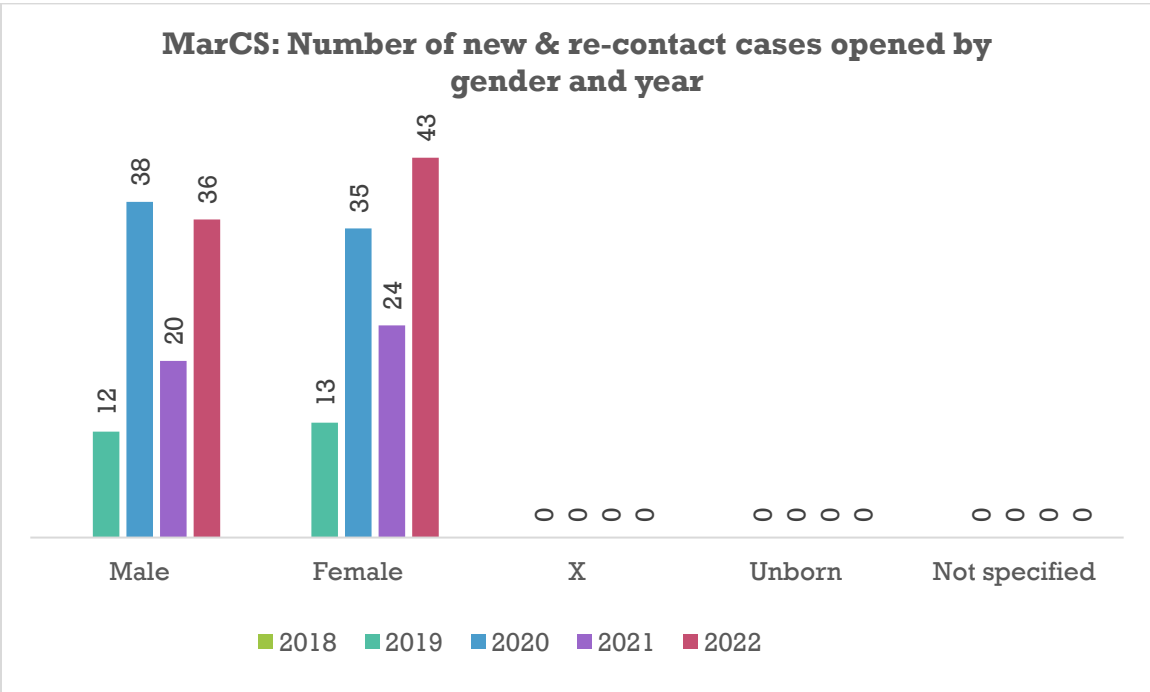
MarCS: Referrals by primary problem and Service¹⁵				
	2019	2020	2021	2022
Addictive behaviour problems	0	0	0	5
Assault/rape/harassment/sexual abuse	0	0	0	0
Behaviour problems	0	0	0	-
Bereavement	0	0	0	0
Child abuse	5	0	0	2
Child care or access	1	2	1	0
Delinquency	0	0	0	0
Disability related issues	1	0	0	1
Domestic violence	1	7	0	4
Eating disorder	0	0	0	0
Elderly needs	2	1	0	2
Employment issues	2	8	9	4
Family relations/relationships	0	0	4	8
Financial difficulties	1	20	6	18
Fostering or adoption	0	0	0	0
Gender related issues	0	0	0	0
Health related issues	0	0	0	2
Homeless	0	4	3	1
Housing problems	7	5	9	6
Human trafficking	0	0	0	0
Lack of support or guidance	1	7	3	0
Legal issues	0	0	0	1
Loneliness	0	0	0	0
Marital problems	1	0	0	0
Mental health issues	0	0	2	6
Migrant related issues	0	0	0	3
Oppositional defiant behaviours	-	-	-	2
Parenting skills/child-parent relationship	-	-	-	0
Personality related issues	0	0	0	0
Pregnancy related issues	1	0	0	0
Relationship problems	0	0	0	0
School related problems	2	13	7	0
Self-harm or suicide	0	0	0	0
Separation related issues	0	0	0	0
Sex work related issues	0	0	0	0
Other	0	6	0	1
Not specified	0	0	0	0
Total	25	73	44	66

¹⁵ Service users may have multiple problems; this table only reports the primary issue as reported by the service user.



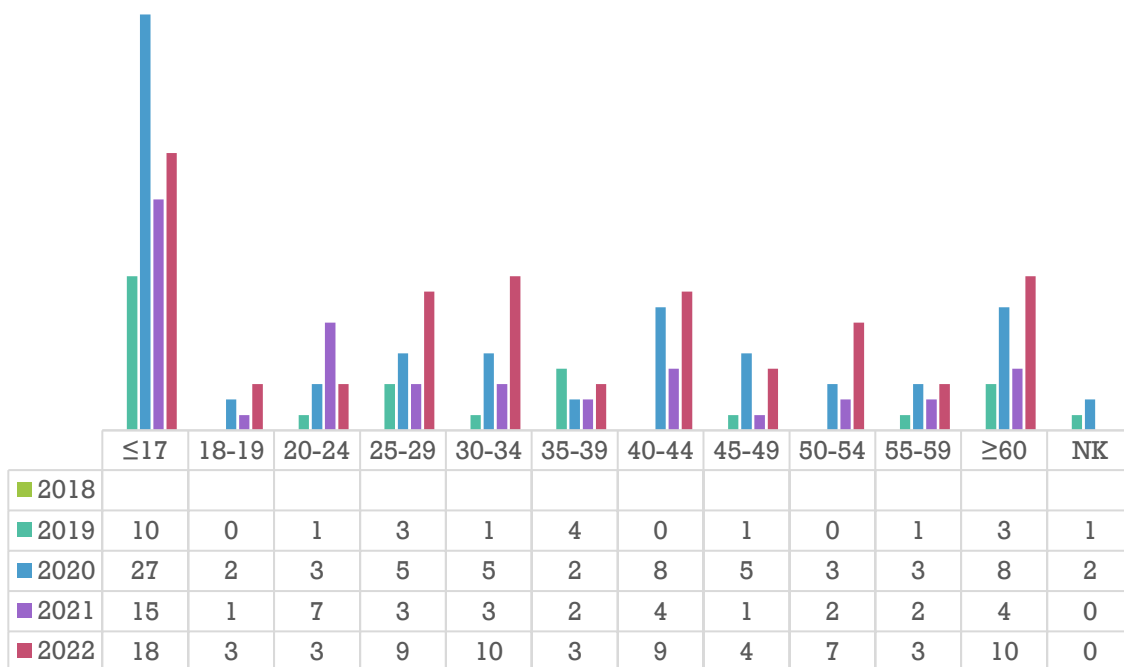
Note¹⁶

Details Regarding New and Re-contact Cases Opened



¹⁶ The waiting list provides the number of service users who were assessed and found to be at a low risk, have no immediate requirements and/or are awaiting the next available appointment/programme. They will still be monitored and provided services but at a lower intensity than an active case.

MarCS: Number of new & re-contact cases opened by age category and year

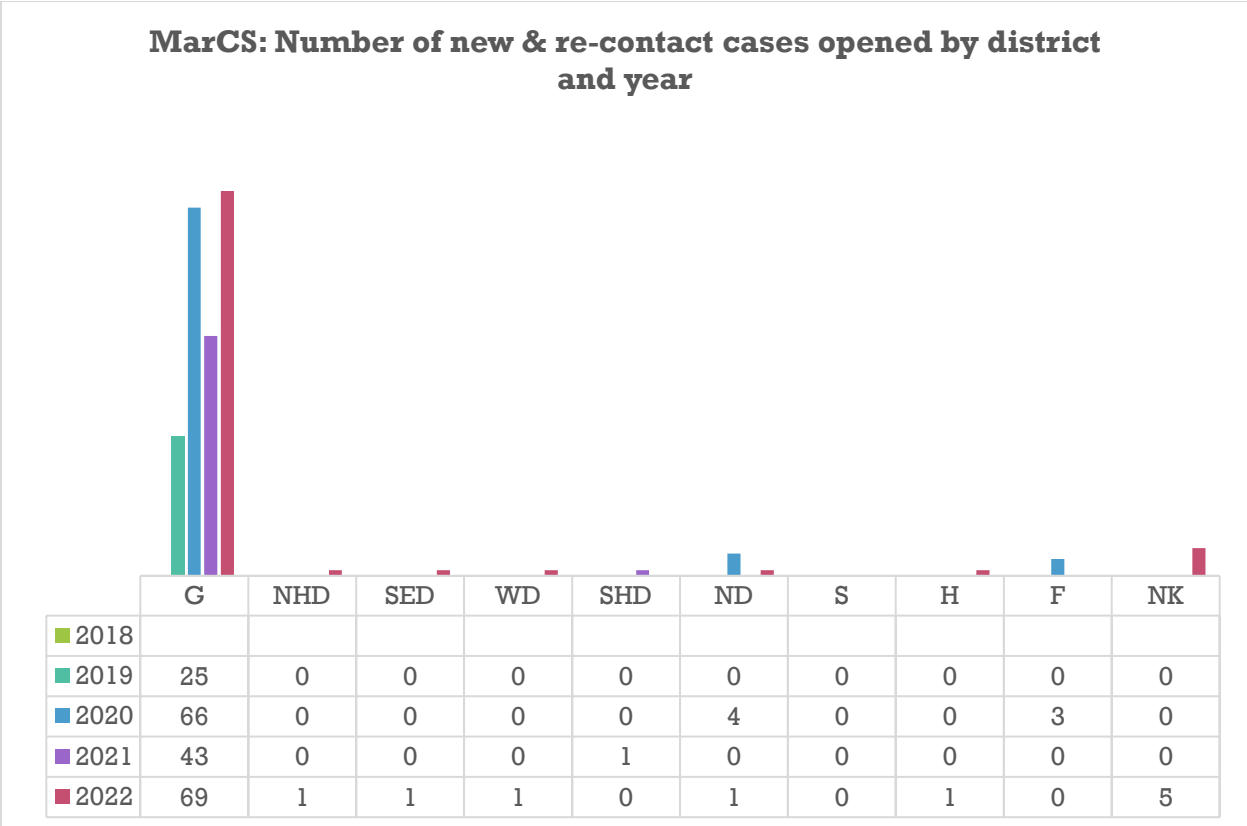
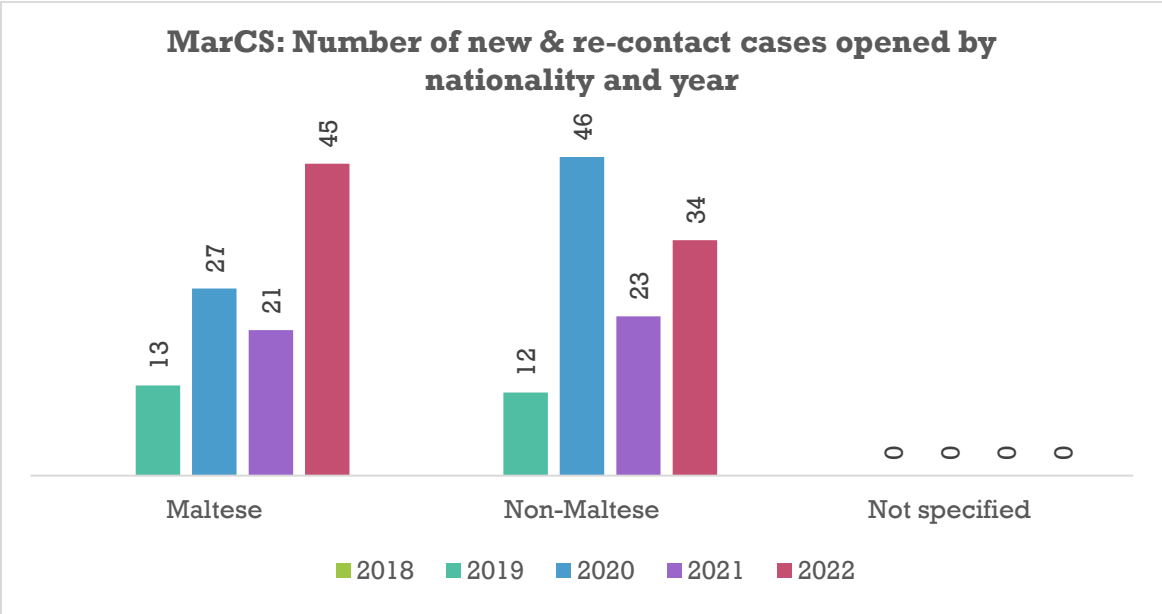


Graph Key¹⁷

**MarCS: Number of new & re-contact cases opened by age category and gender
January – December 2022**

	Male	Female	X	Unborn	Not specified	Total
≤17	8	10	0	-	0	18
18-19	1	2	0	-	0	3
20-24	1	2	0	-	0	3
25-29	3	6	0	-	0	9
30-34	5	5	0	-	0	10
35-39	2	1	0	-	0	3
40-44	1	8	0	-	0	9
45-49	2	2	0	-	0	4
50-54	3	4	0	-	0	7
55-59	2	1	0	-	0	3
≥60	8	2	0	-	0	10
Not specified	0	0	0	-	0	0
Total	36	43	0	-	0	79

¹⁷ NK: Not Specified.



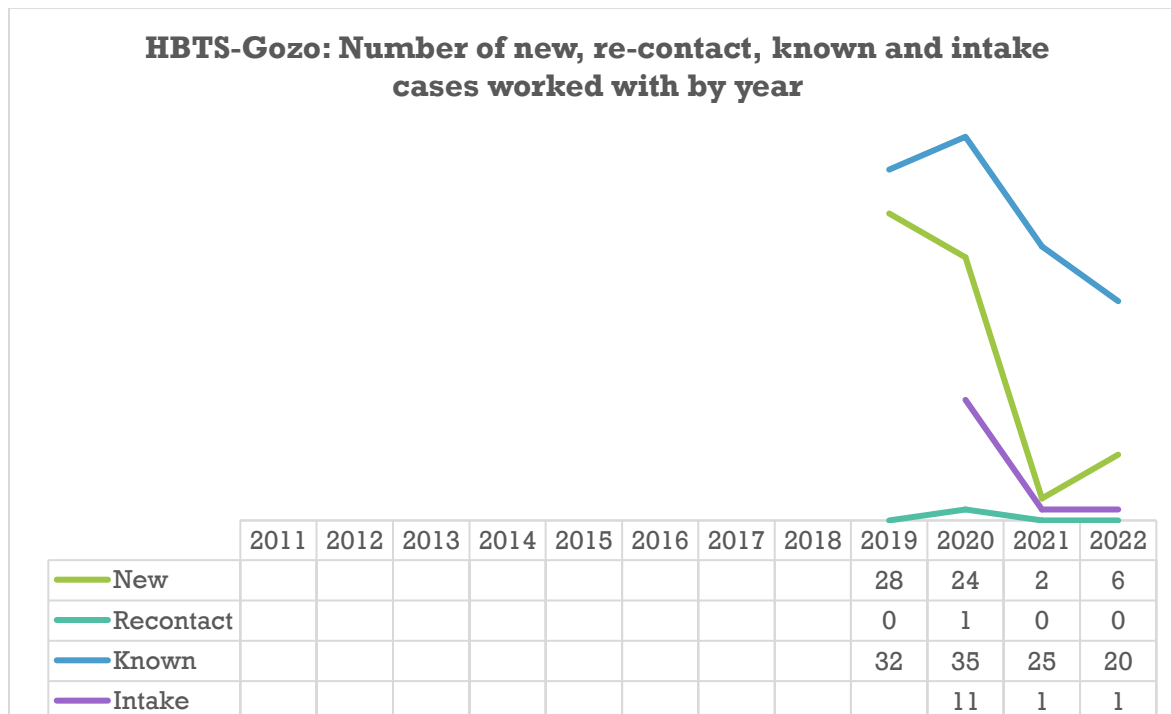
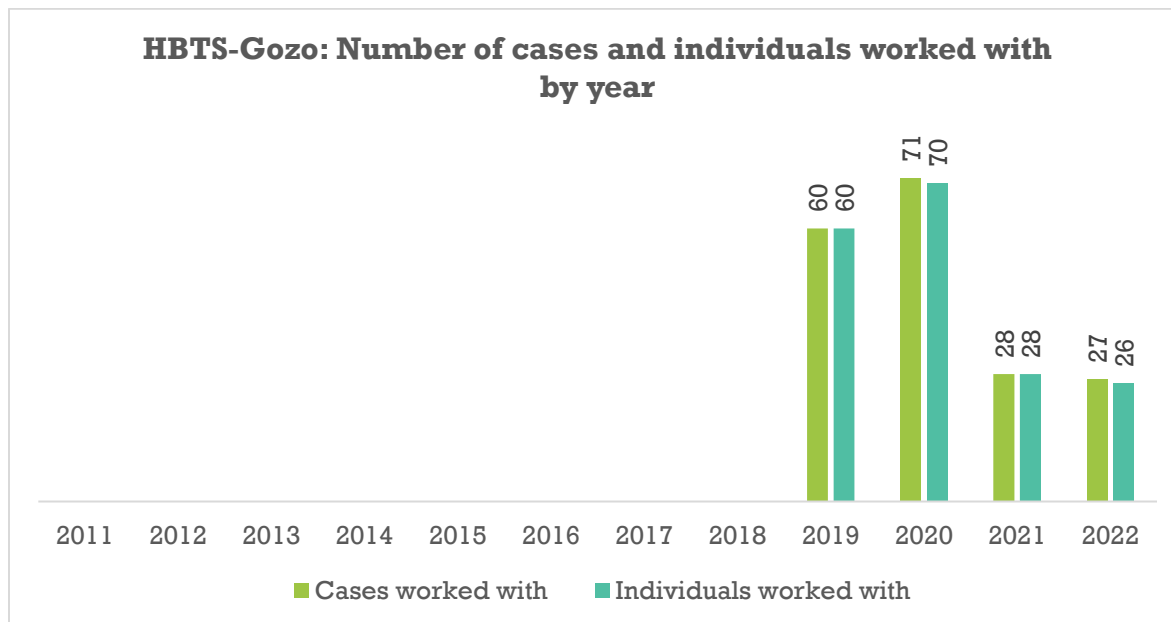
Graph Key¹⁸

¹⁸ SHD: Southern Harbour District; NHD: Northern Harbour District; SED: Southern Eastern District; ND: Northern District; WD: Western District; G: Gozo; S: Shelter/Institution; F: Foreign Residence; NK: Not Specified.

Home Based Therapeutic Services – Gozo cases (HBTS – Gozo)

Case Activity¹⁹

Note²⁰



¹⁹ Service started reporting in 2019.

²⁰ The HBTS service data for the Maltese Islands is reported within the Agency for Community & Therapeutic Services (ACTS) Statistical report. The cases from Gozo were extracted from the ACTS report and again provided within the FSWS Gozo Branch report for ease of reference. In order to obtain the total number of HBTS cases for the Maltese Islands one should refer to the ACTS report and not sum the figures from the FSWS Gozo Branch with the figures from the ACTS report.

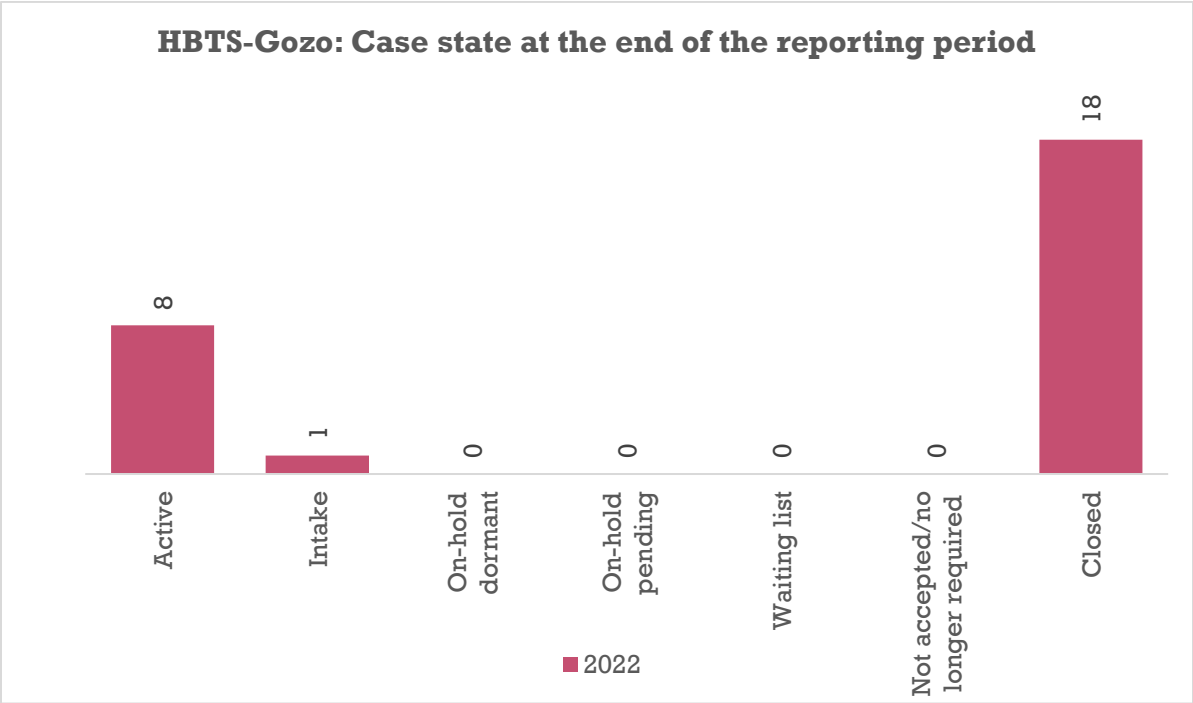
HBTS-Gozo: Number of referred, new & re-contact, new and closed cases by year



	2011	2012	2013	2014	2015	2016	2017	2018	2019	2020	2021	2022
Referred cases									33	22	2	6
New & recontact cases									28	25	2	6
New cases									28	24	2	6
Closed cases									24	34	7	18

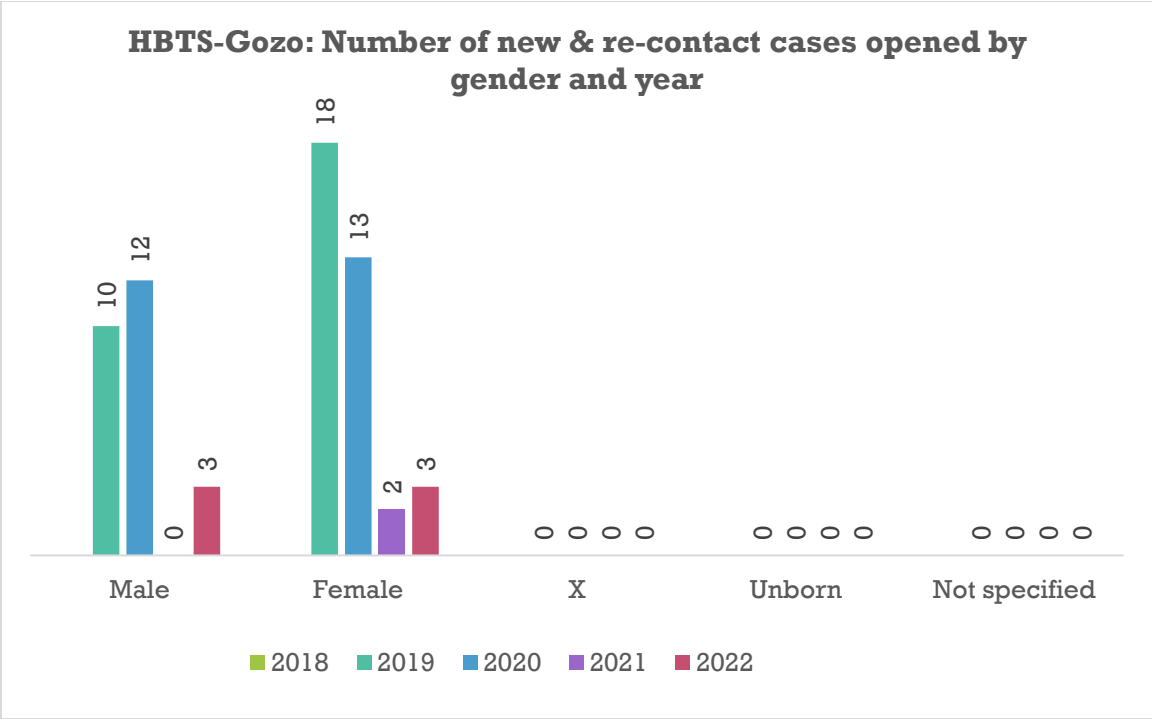
HBTS-Gozo: Year of referral by source of referral

	2019	2020	2021	2022
FSWS Gozo Branch	11	6	0	0
Child Protection Services	-	4	0	4
Other ACTS service	1	4	0	1
Appogg service	9	3	0	0
Hospital, other medical service or GP	0	3	0	0
Alternative Care Service	-	2	1	1
School	7	0	1	0
Psychiatric services, MCH	5	0	0	0
Sedqa service	0	0	0	0
Courts, CCF, police or probation	0	0	0	0
Other FSWS service	0	0	0	0
Self-referred	0	0	0	0
Family	0	0	0	0
Friend or acquaintance	0	0	0	0
Parish or other church organisation	0	0	0	0
Place of employment	0	0	0	0
Other NGO	0	0	0	0
Other	0	0	0	0
Total	33	22	2	6

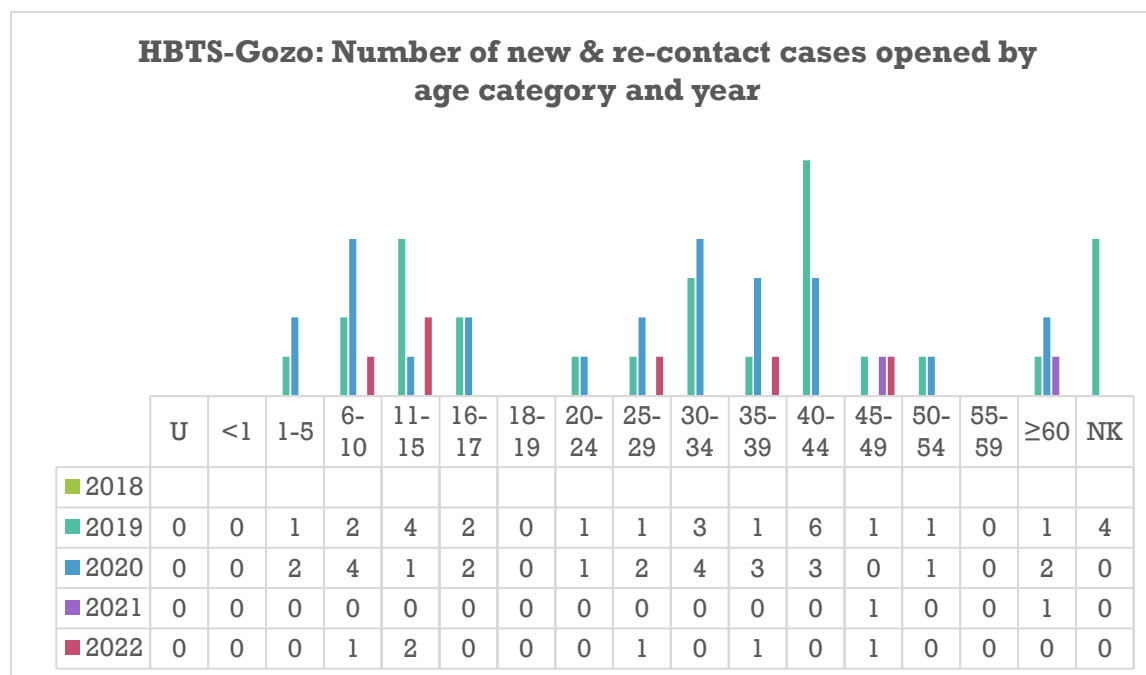


Note²¹

Details Regarding New and Re-contact Cases Opened



²¹ The waiting list provides the number of service users who were assessed and found to be at a low risk, have no immediate requirements and/or are awaiting the next available appointment/programme. They will still be monitored and provided services but at a lower intensity than an active case.

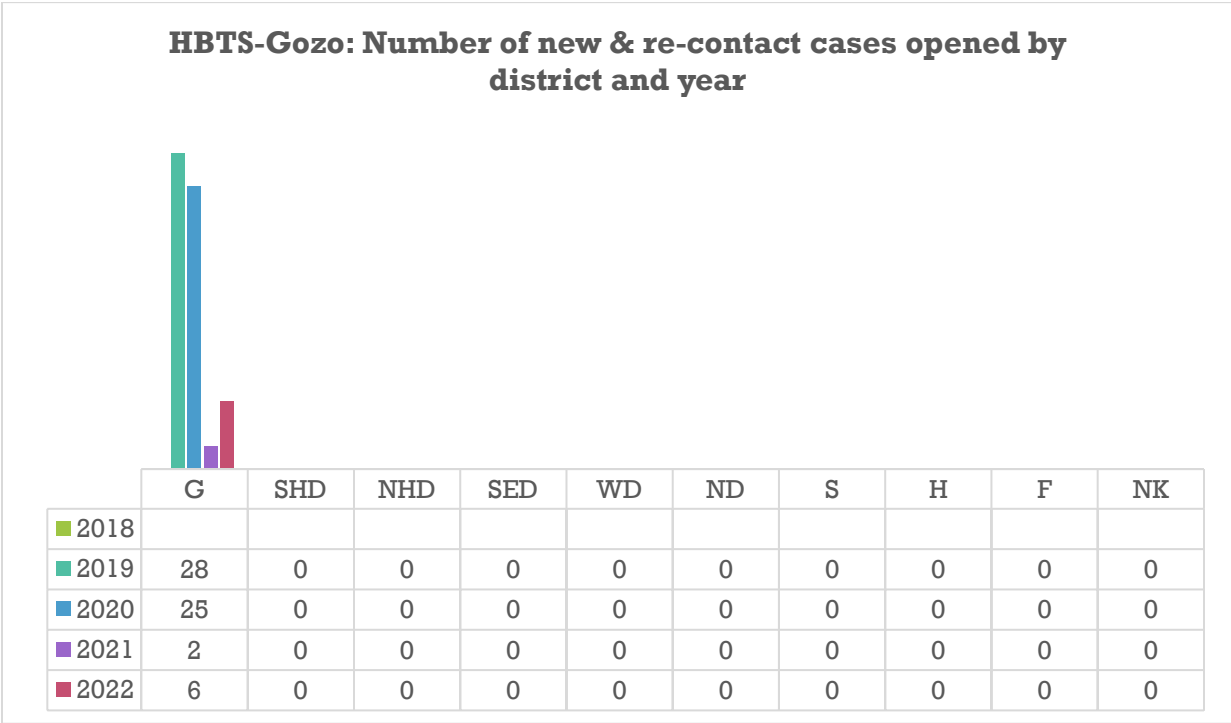
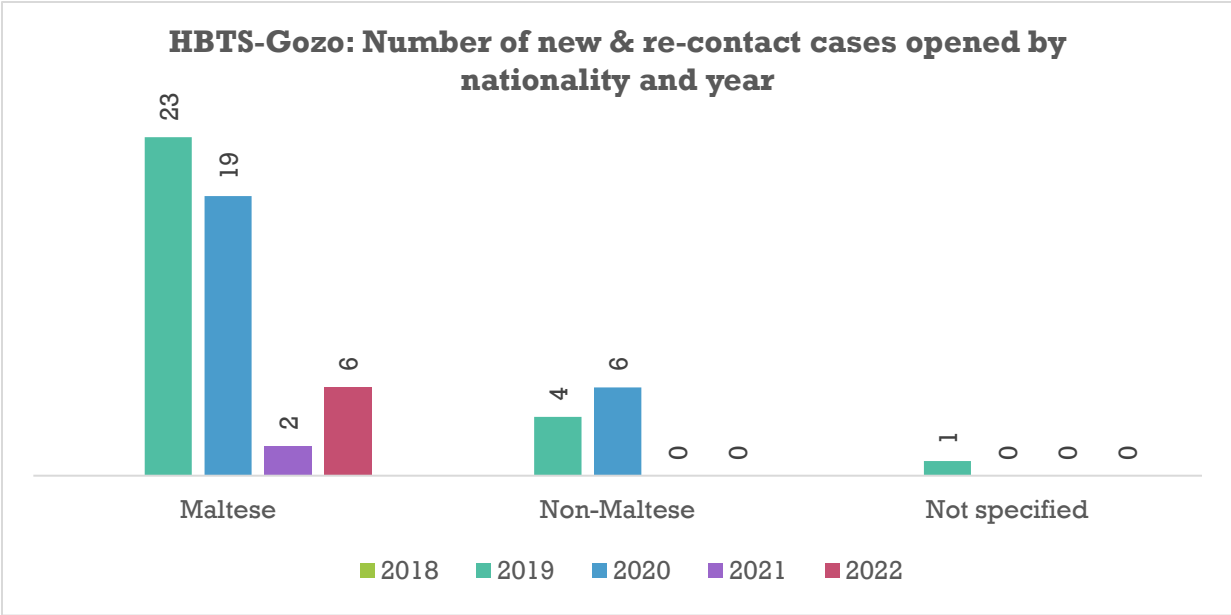


Graph Key²²

HBTS-Gozo: Number of new & re-contact cases opened by age category and gender
January – December 2022

	Male	Female	X	Unborn	Not specified	Total
Unborn	0	0	0	-	0	0
<1	0	0	0	-	0	0
1-5	0	0	0	-	0	0
6-10	1	0	0	-	0	1
11-15	1	1	0	-	0	2
16-17	0	0	0	-	0	0
18-19	0	0	0	-	0	0
20-24	0	0	0	-	0	0
25-29	0	1	0	-	0	1
30-34	0	0	0	-	0	0
35-39	0	1	0	-	0	1
40-44	0	0	0	-	0	0
45-49	1	0	0	-	0	1
50-54	0	0	0	-	0	0
55-59	0	0	0	-	0	0
≥60	0	0	0	-	0	0
Not specified	0	0	0	-	0	0
Total	3	3	0	-	0	6

²² U: Unborn; NK: Not Specified.

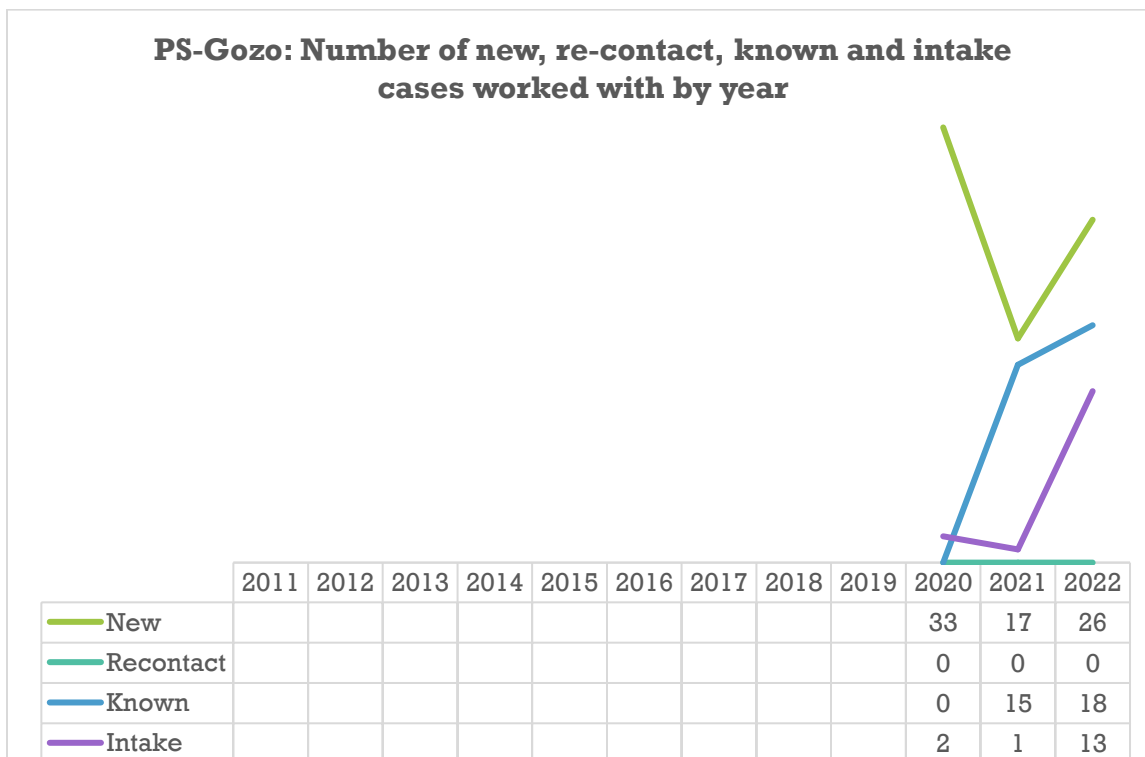
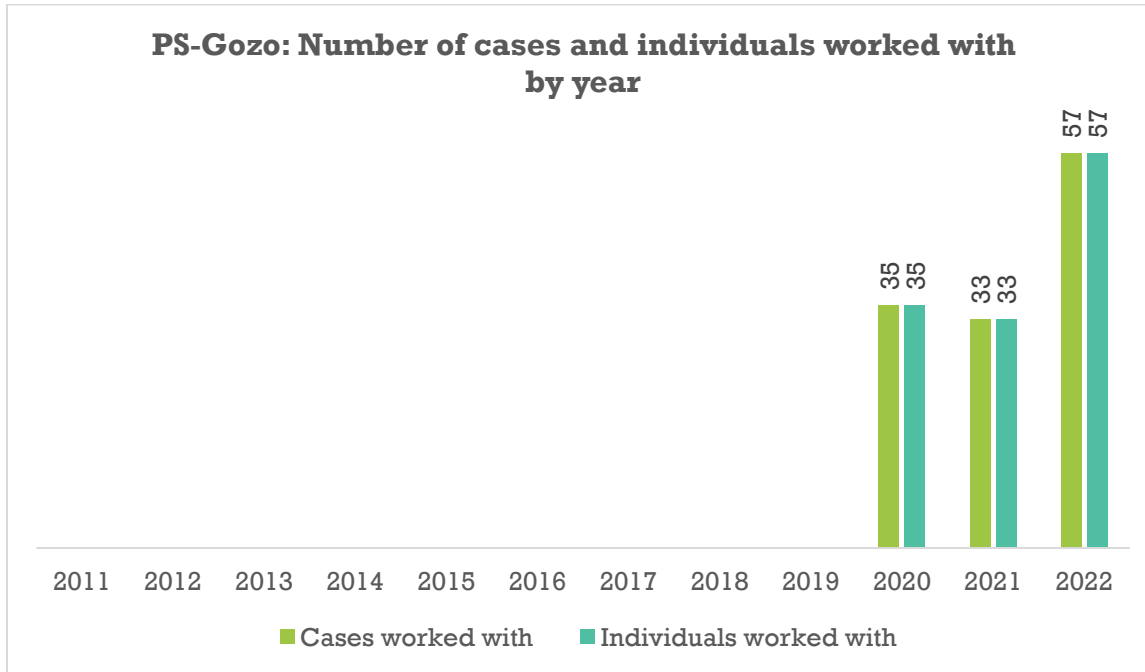


Graph Key²³

²³ SHD: Southern Harbour District; NHD: Northern Harbour District; SED: Southern Eastern District; ND: Northern District; WD: Western District; G: Gozo; S: Shelter/Institution; F: Foreign Residence; NK: Not Specified.

Psychological Services- Gozo (PS-GoGo)

Case Activity²⁴



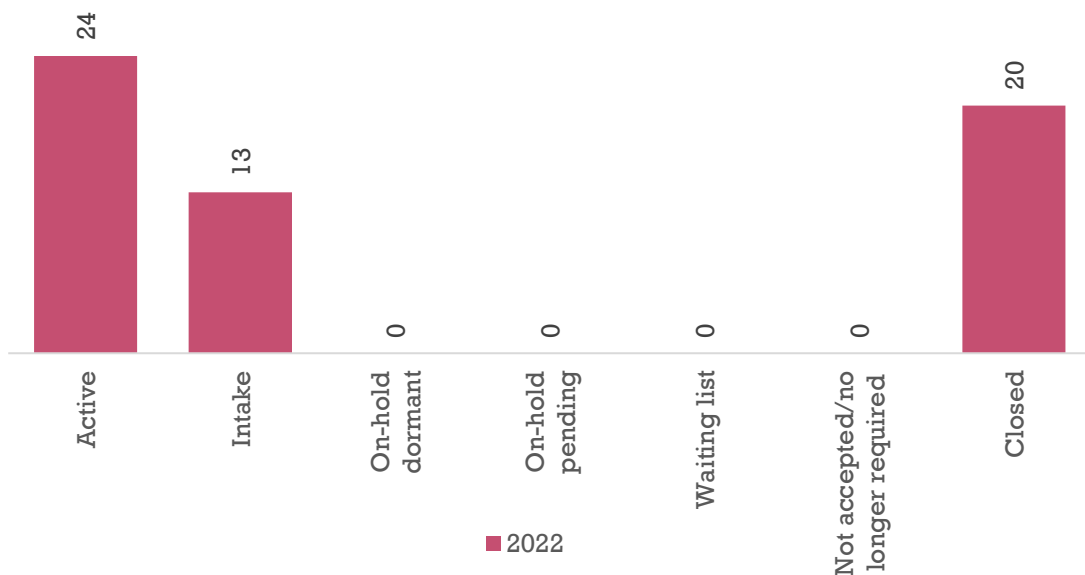
²⁴ Service started reporting in 2020.

PS-Gozo: Number of referred, new & re-contact, new and closed cases by year



	2011	2012	2013	2014	2015	2016	2017	2018	2019	2020	2021	2022
Referred cases										35	18	36
New & recontact cases										33	17	26
New cases										33	17	26
Closed cases										18	14	20

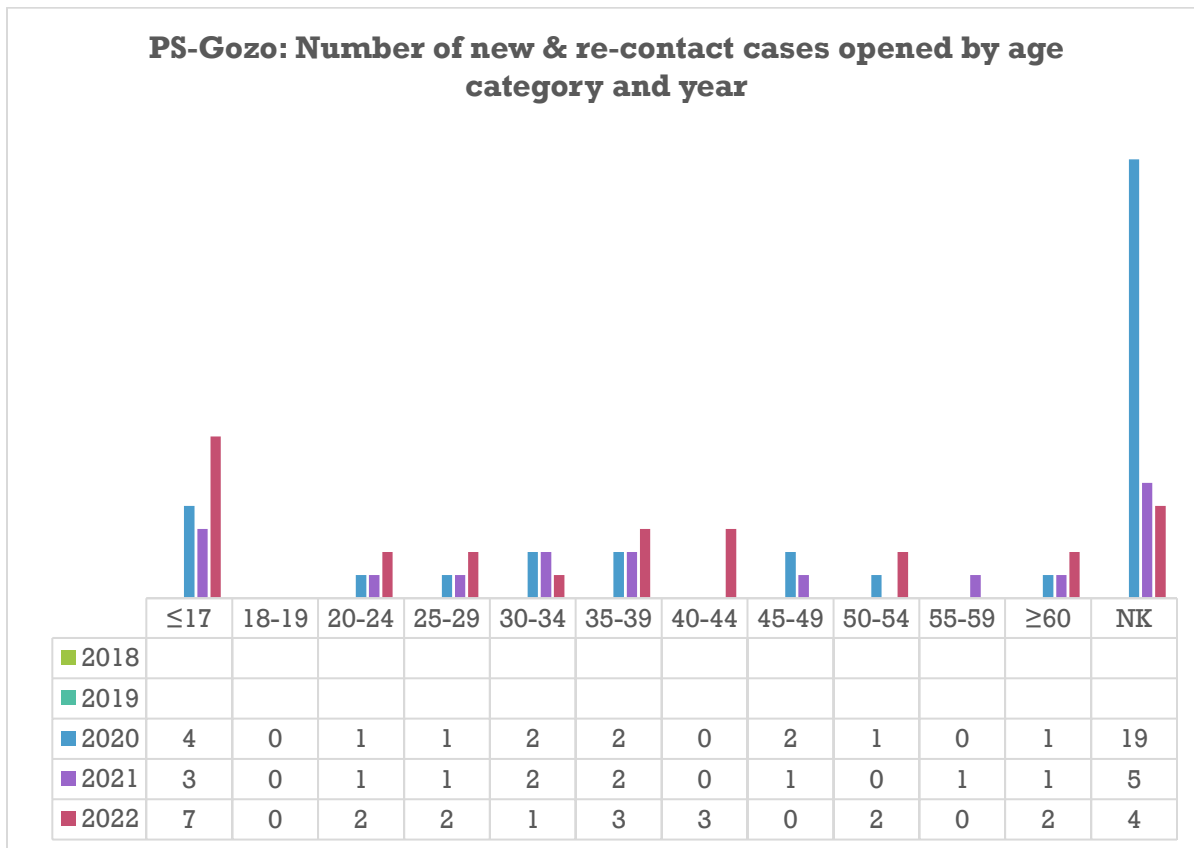
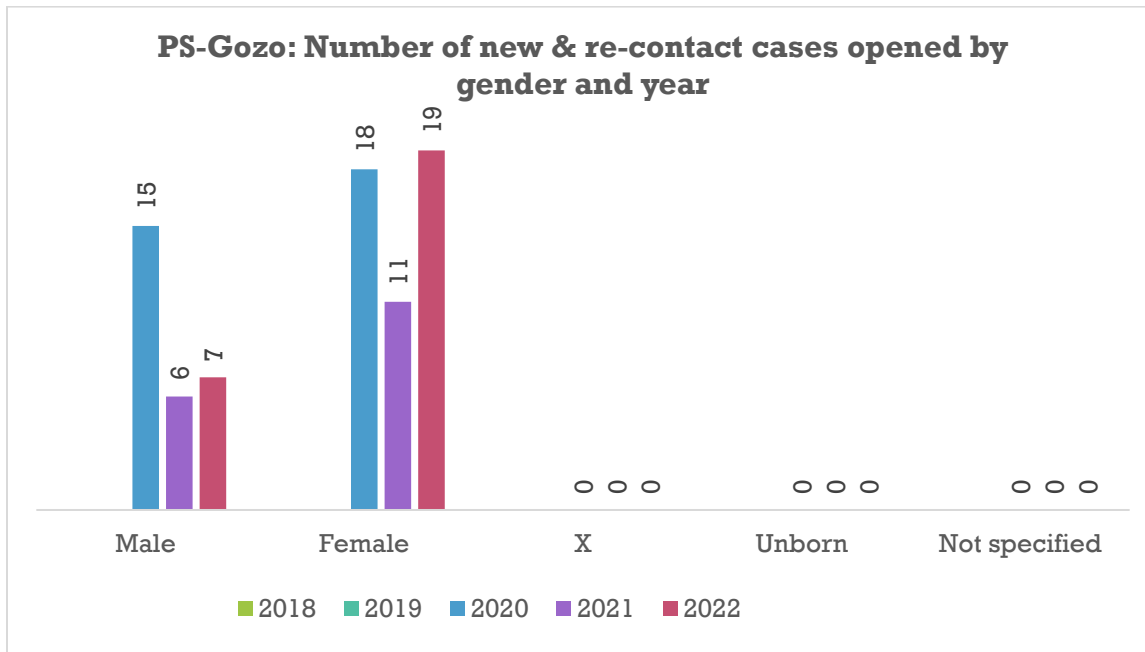
PS-Gozo: Case state at the end of the reporting period



Note²⁵

²⁵ The waiting list provides the number of service users who were assessed and found to be at a low risk, have no immediate requirements and/or are awaiting the next available appointment/programme. They will still be monitored and provided services but at a lower intensity than an active case.

Details Regarding New and Re-contact Cases Opened



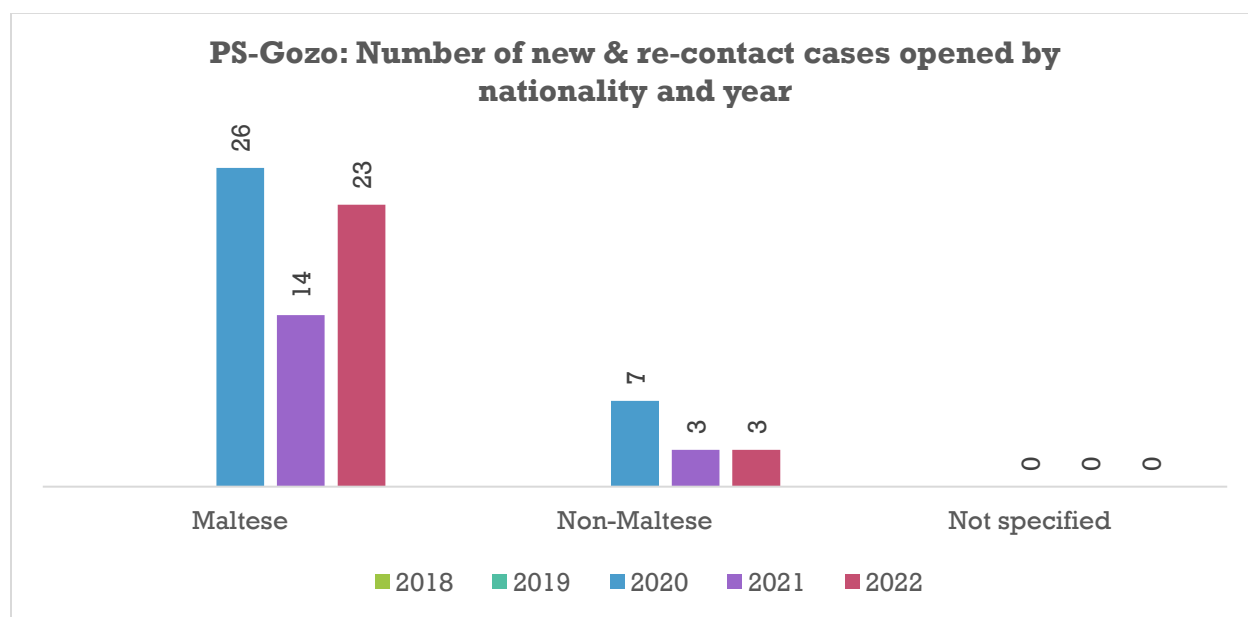
Graph Key²⁶

²⁶ NK: Not Specified.

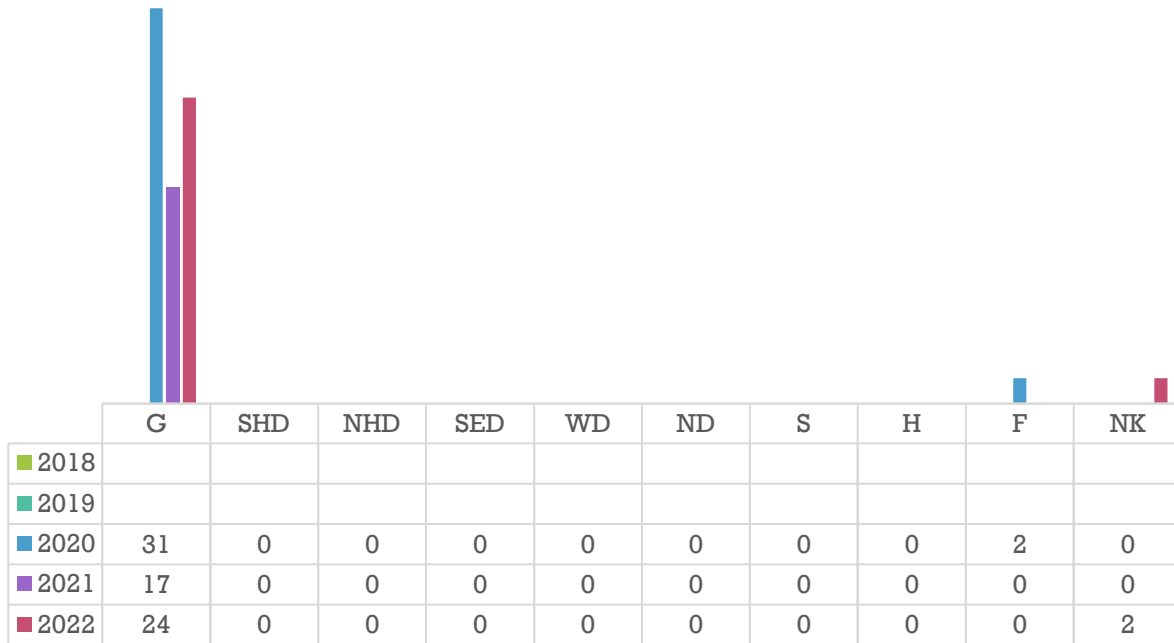
PS-Gozo: Number of new & re-contact cases opened by age category and gender
January – December 2022

	Male	Female	X	Unborn	Not specified	Total
≤17	5	2	0	-	0	7
18-19	0	0	0	-	0	0
20-24	0	2	0	-	0	2
25-29	0	2	0	-	0	2
30-34	0	1	0	-	0	1
35-39	0	3	0	-	0	3
40-44	0	3	0	-	0	3
45-49	0	0	0	-	0	0
50-54	0	2	0	-	0	2
55-59	0	0	0	-	0	0
≥60	0	2	0	-	0	2
Not specified	2	2	0	-	0	4
Total	7	19	0	-	0	26

PS-Gozo: Number of new & re-contact cases opened by nationality and year



PS-Gozo: Number of new & re-contact cases opened by district and year

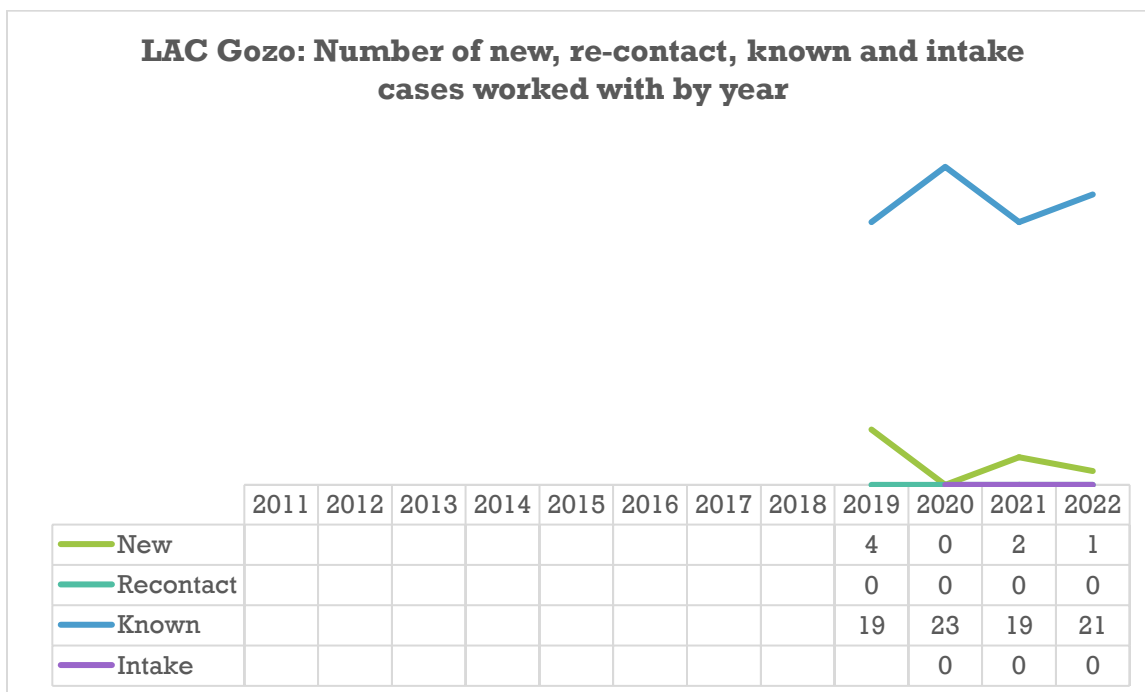
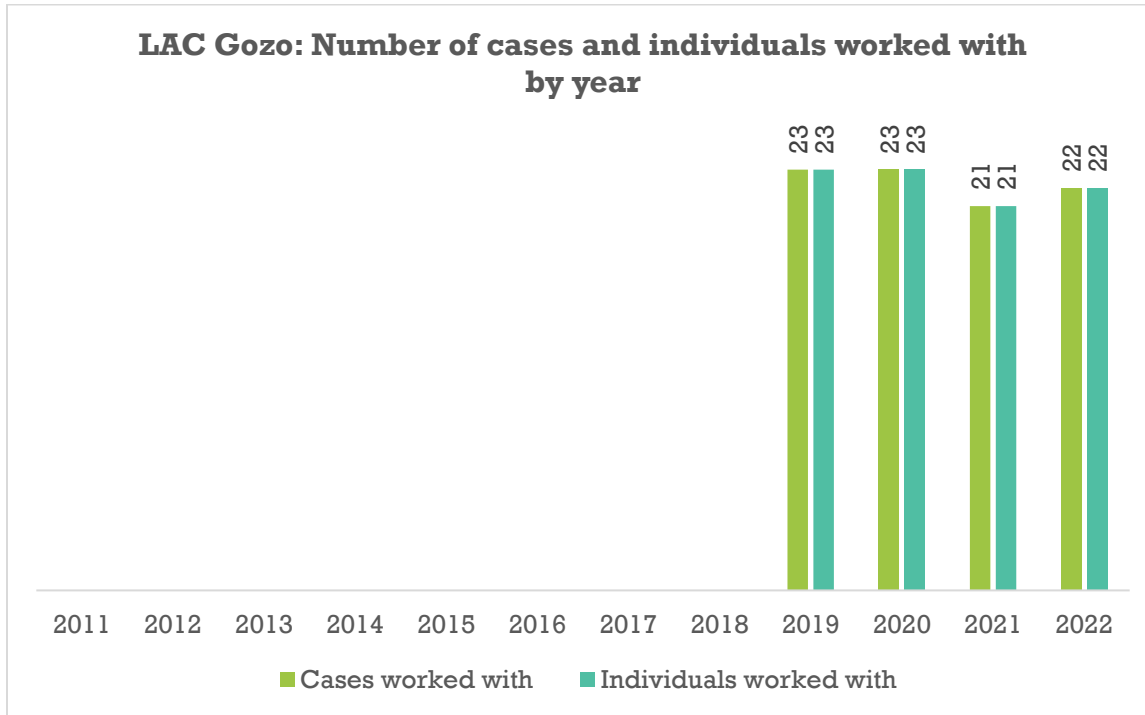


Graph Key²⁷

²⁷ SHD: Southern Harbour District; NHD: Northern Harbour District; SED: Southern Eastern District; ND: Northern District; WD: Western District; G: Gozo; S: Shelter/Institution; F: Foreign Residence; NK: Not Specified.

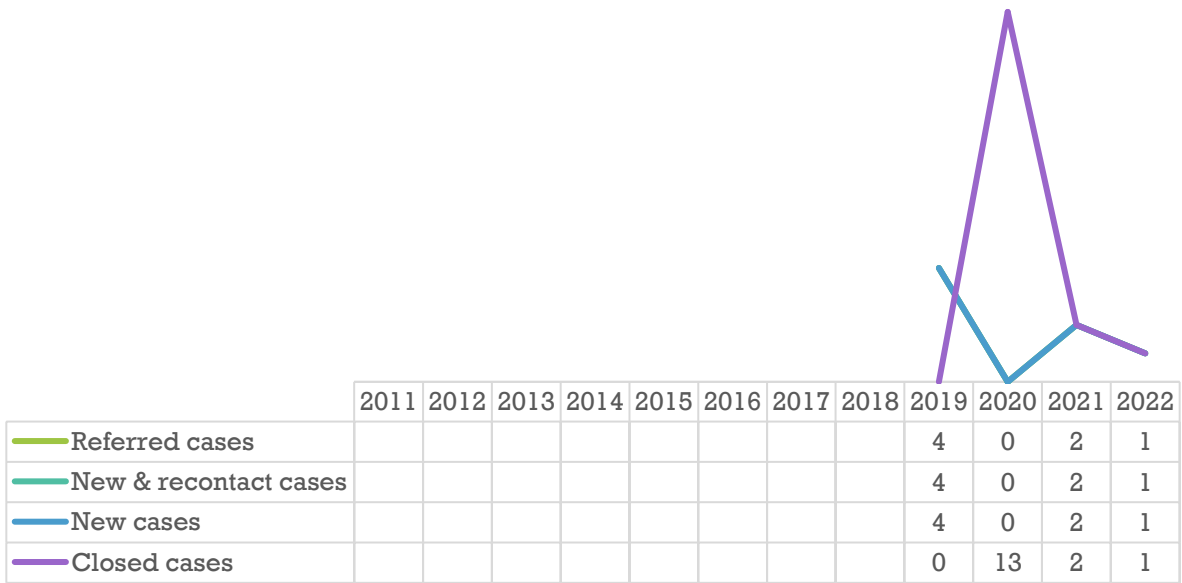
Looked After Children – Gozo (LAC-Go)

Case Activity²⁸

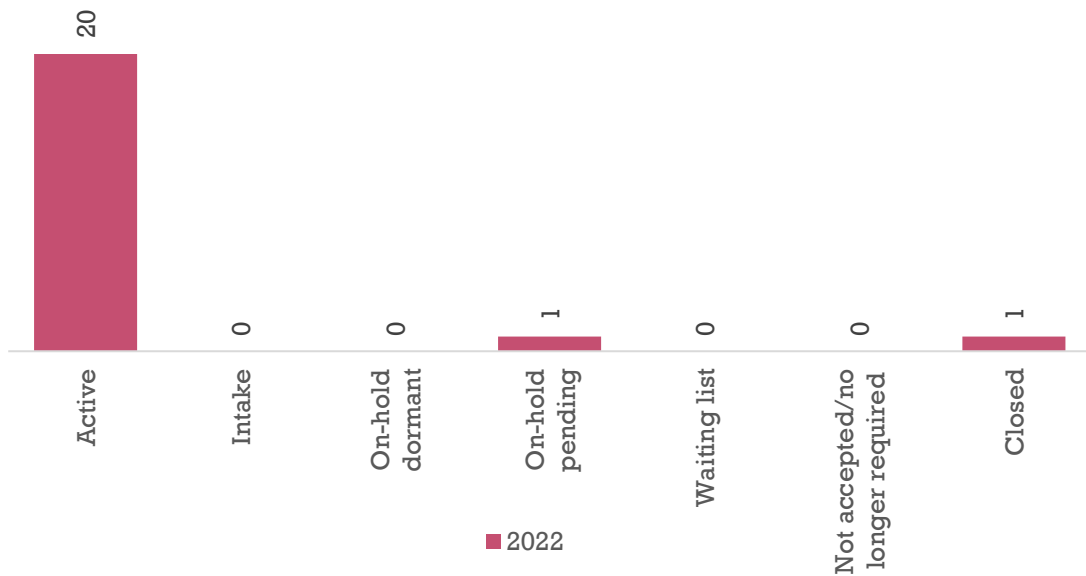


²⁸ Service started reporting in 2019.

LAC Gozo: Number of referred, new & re-contact, new and closed cases by year



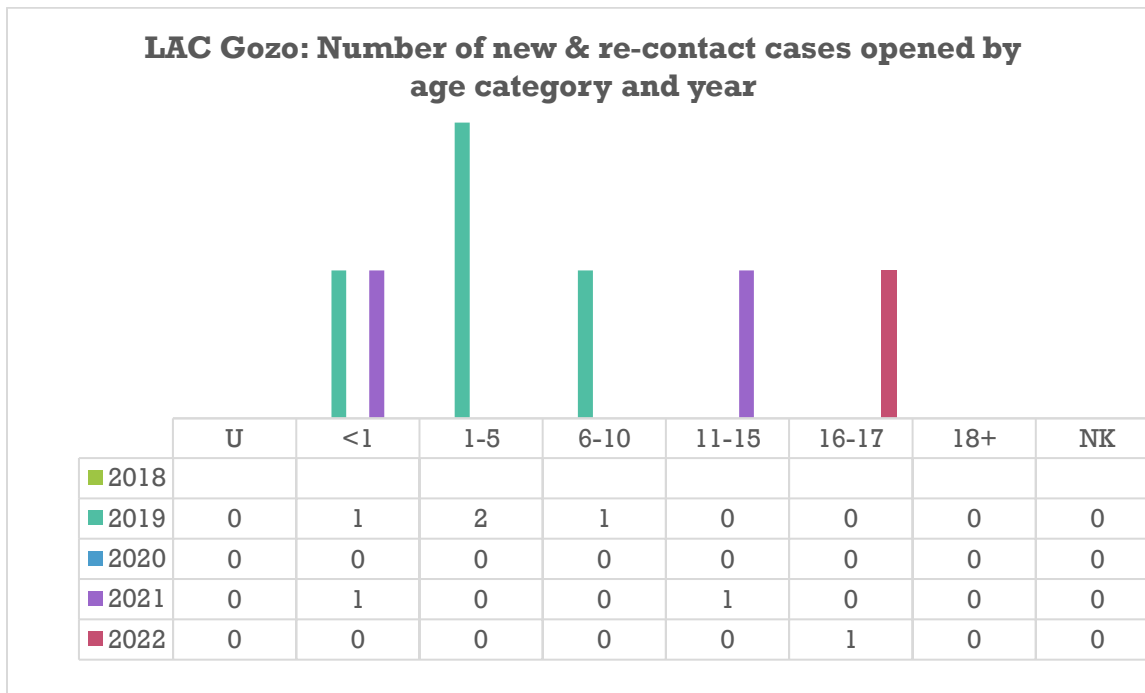
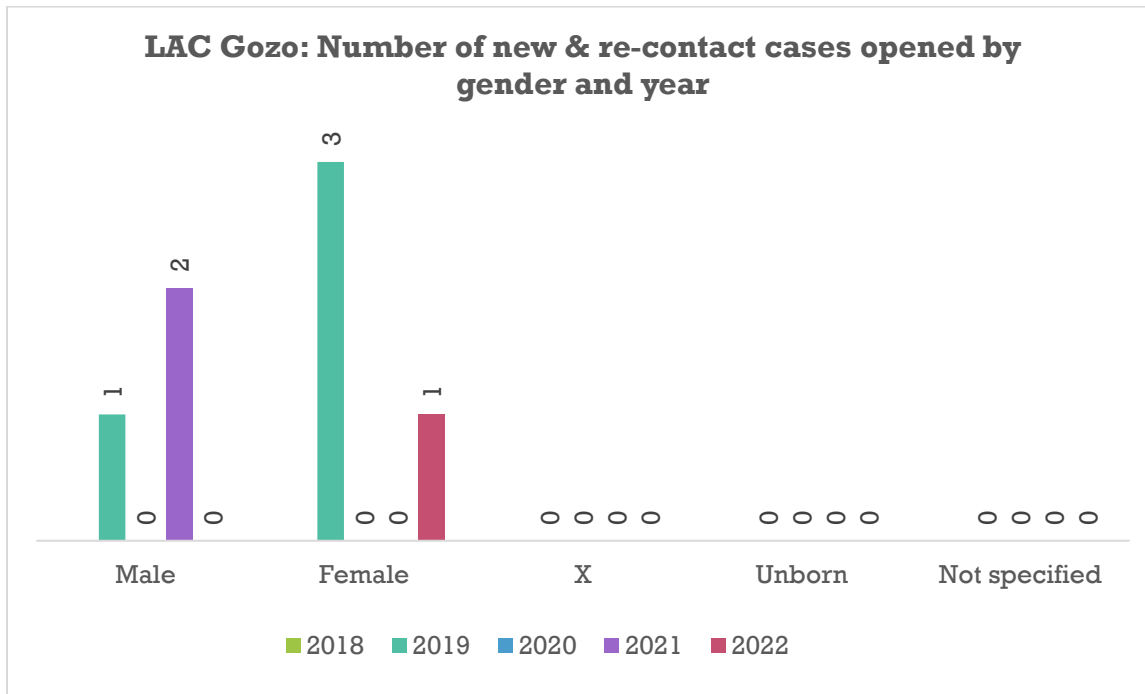
LAC Gozo: Case state at the end of the reporting period



Note²⁹

²⁹ The waiting list provides the number of service users who were assessed and found to be at a low risk, have no immediate requirements and/or are awaiting the next available appointment/programme. They will still be monitored and provided services but at a lower intensity than an active case.

Details Regarding New and Re-contact Cases Opened



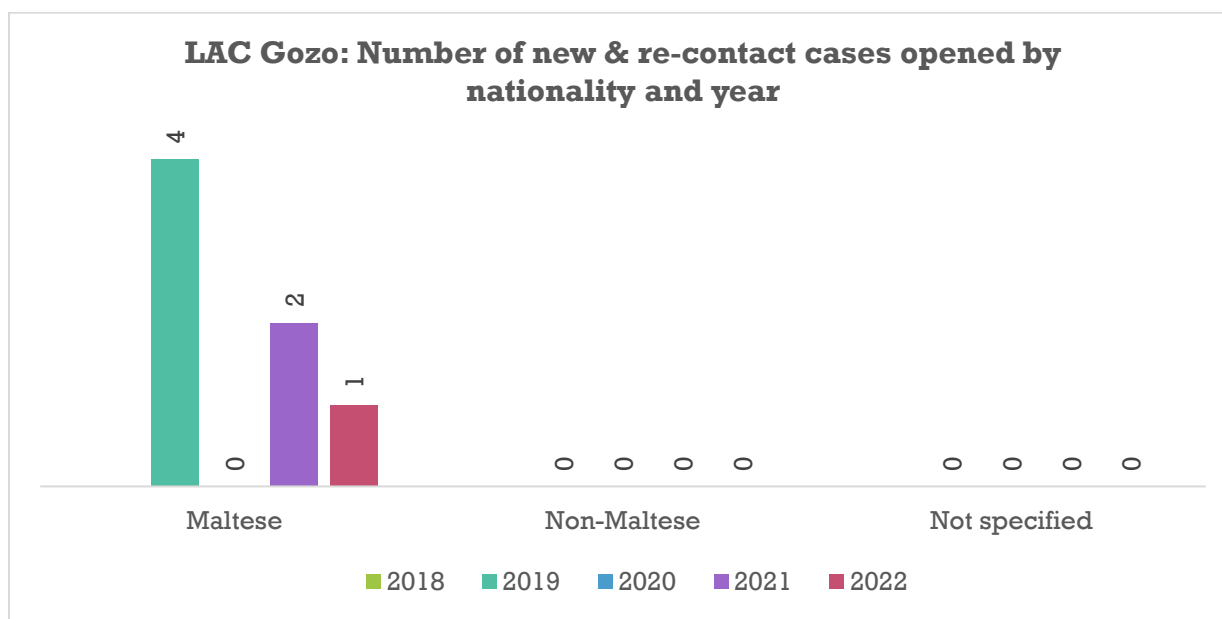
Graph Key³⁰

³⁰ U: Unborn; NK: Not Specified.

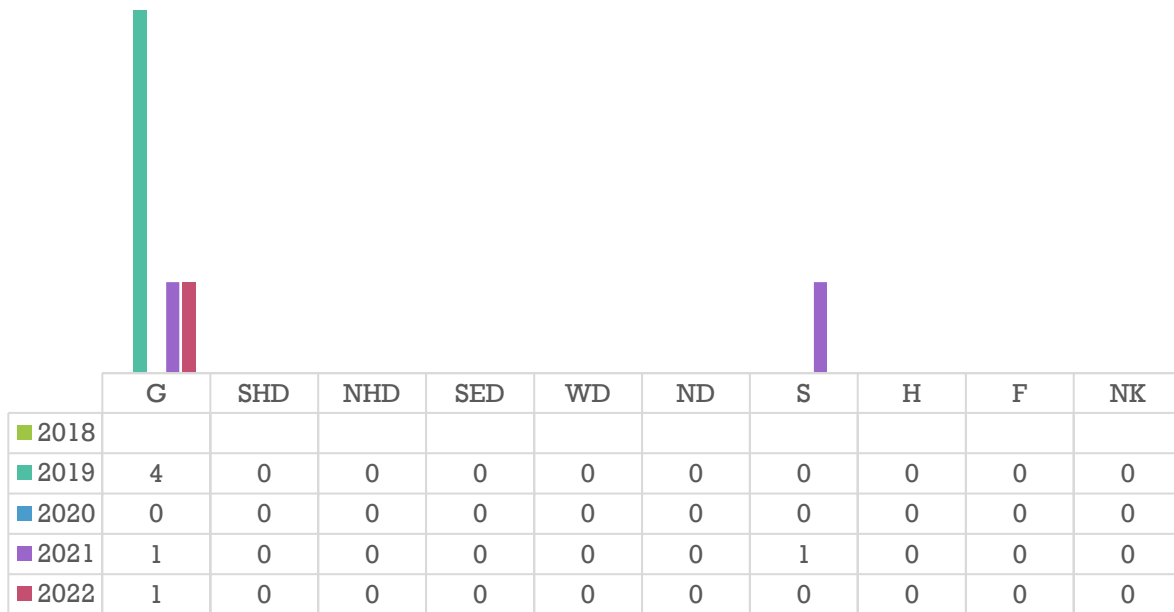
**LAC Gozo: Number of new & re-contact cases opened by age category and gender
January – December 2022**

	Male	Female	X	Unborn	Not specified	Total
Unborn	0	0	0	-	0	0
<1	0	0	0	-	0	0
1-5	0	0	0	-	0	0
6-10	0	0	0	-	0	0
11-15	0	0	0	-	0	0
16-17	0	1	0	-	0	1
≥18	0	0	0	-	0	0
Not specified	0	0	0	-	0	0
Total	0	1	0	-	0	1

LAC Gozo: Number of new & re-contact cases opened by nationality and year



LAC Gozo: Number of new & re-contact cases opened by district and year



Graph Key³¹

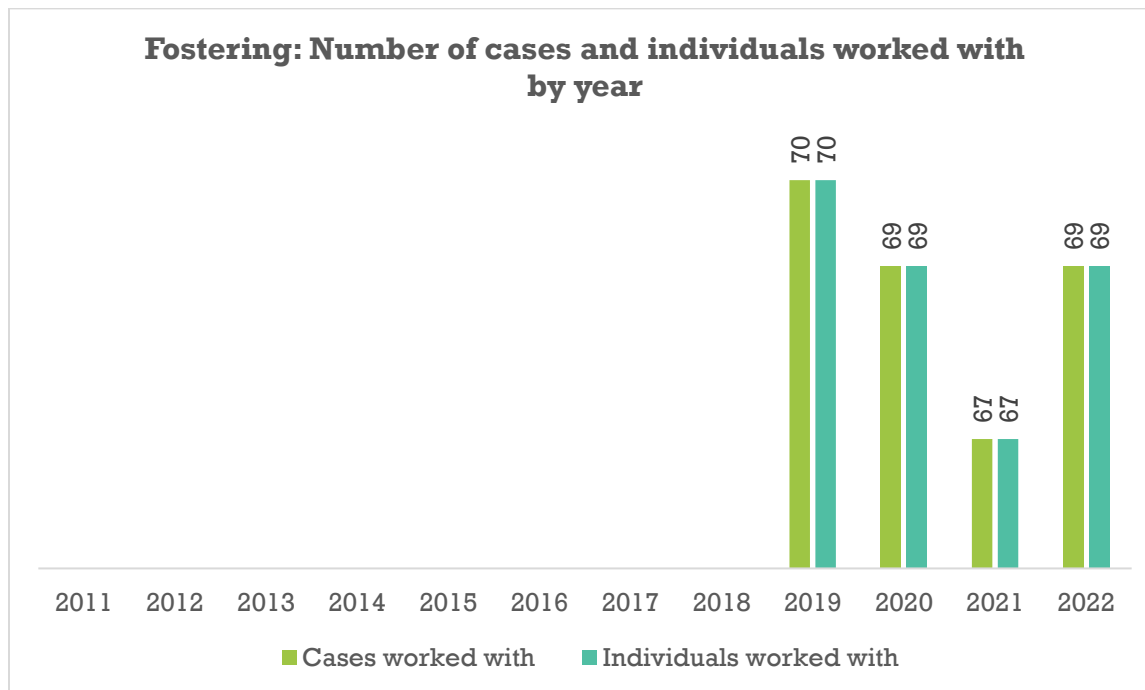
LAC Gozo: Number of new & re-contact cases opened by legal status and year



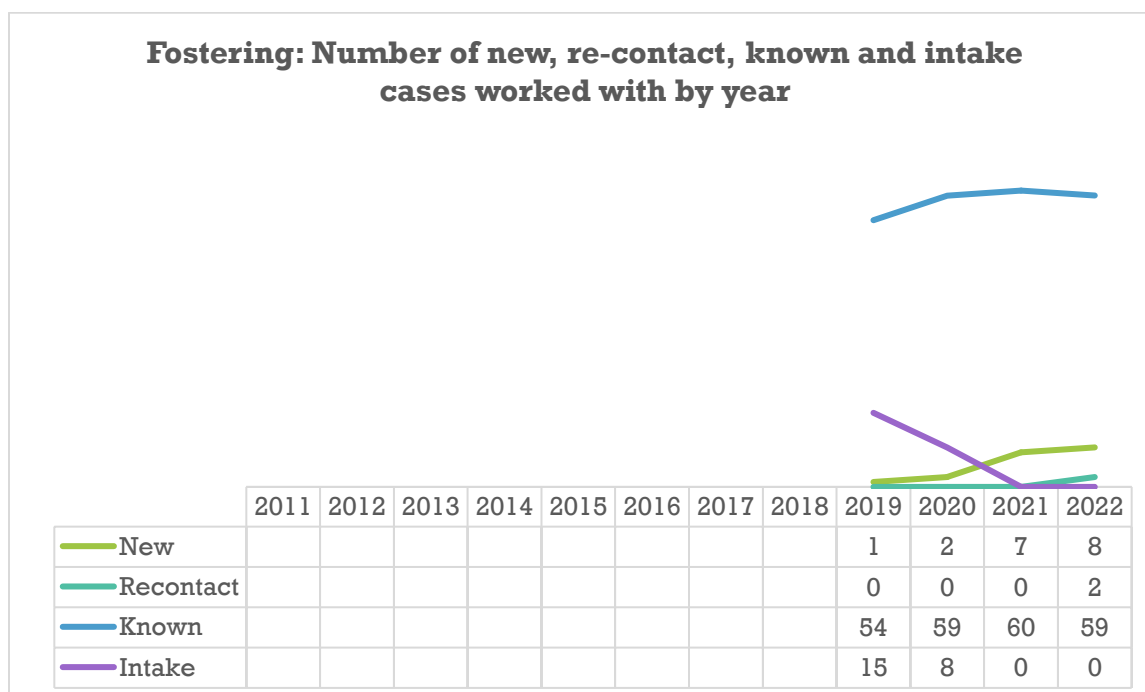
³¹ SHD: Southern Harbour District; NHD: Northern Harbour District; SED: Southern Eastern District; ND: Northern District; WD: Western District; G: Gozo; S: Shelter/Institution; F: Foreign Residence; NK: Not Specified.

Fostering – Gozo

Case Activity³²



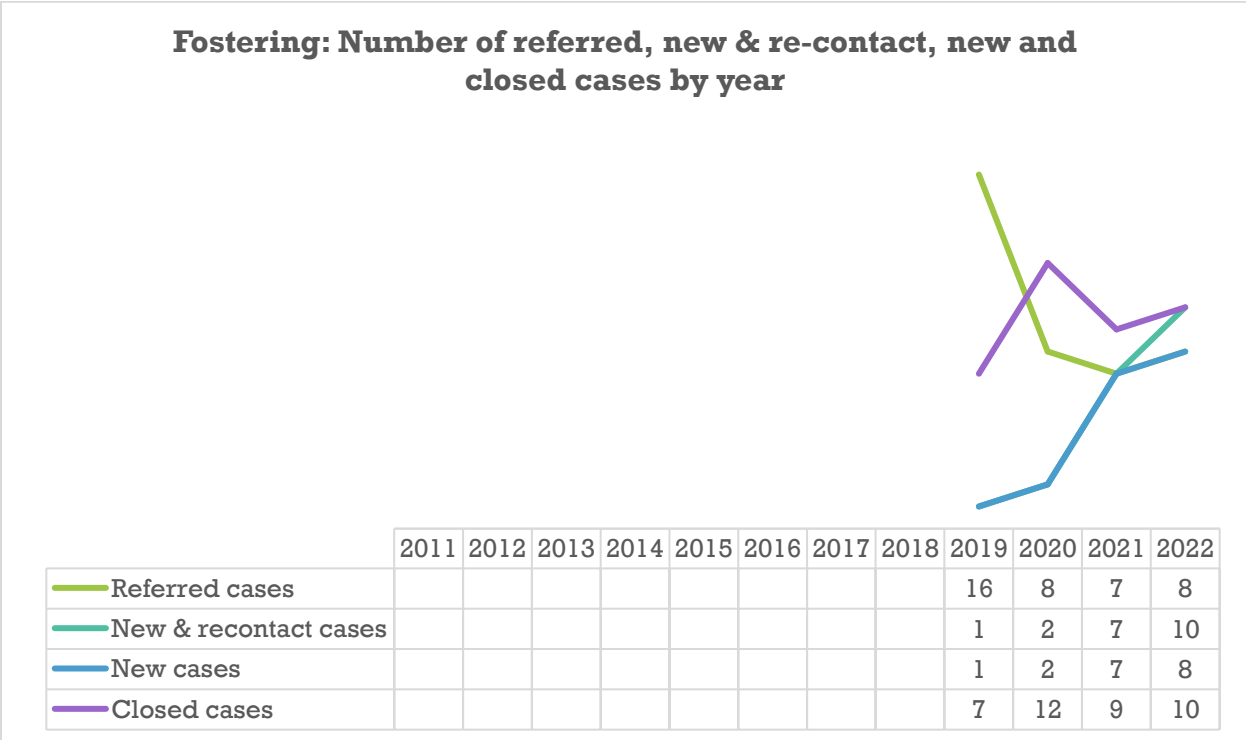
Note³³



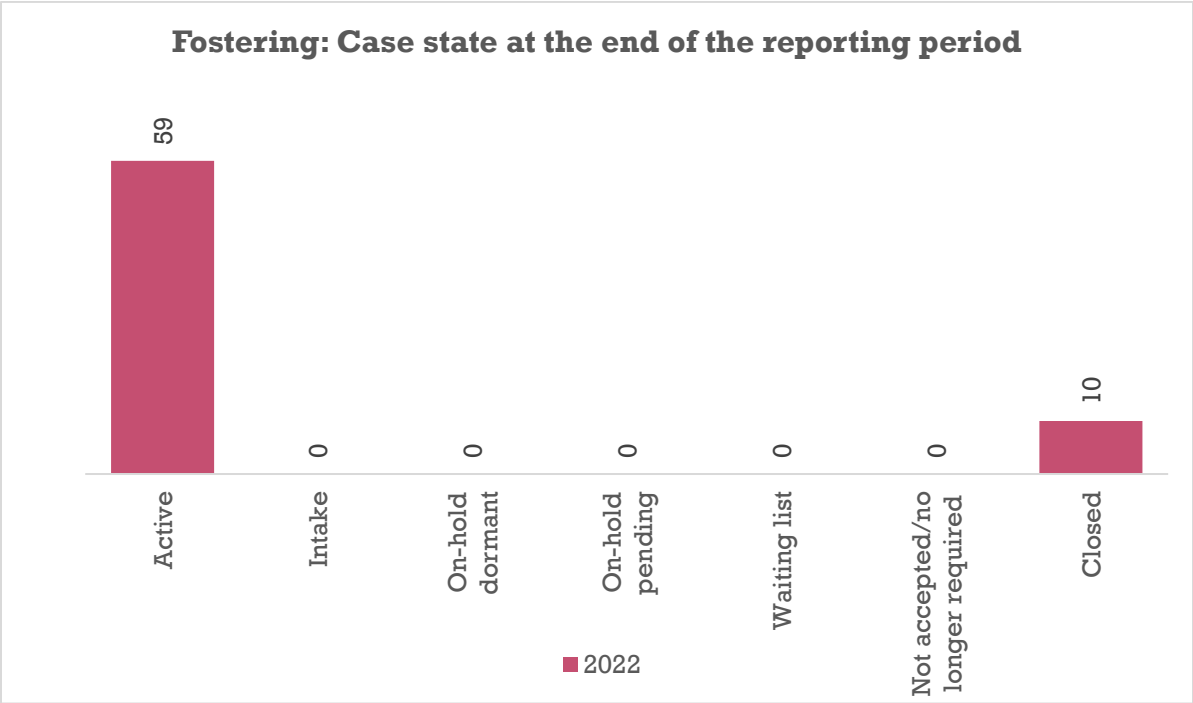
³² A new data collection system and reporting format were introduced in 2022 and the 2019 to 2021 data was re-analysed for compatibility.

³³ Cases consists of all adults and minors accessing the service.

Fostering: Cases worked with by type of service user January – December 2022					
	New	Recontact	Known	Intake	Total
Foster carer – next of kin	0	0	10	0	10
Foster carer – non-related	0	0	23	0	23
Fostered child – long term	0	0	20	0	20
Fostered child – respite	0	0	2	0	2
Prospective foster carer	8	2	4	0	14
Referred child ³⁴	0	0	0	0	0
Total	8	2	59	0	69

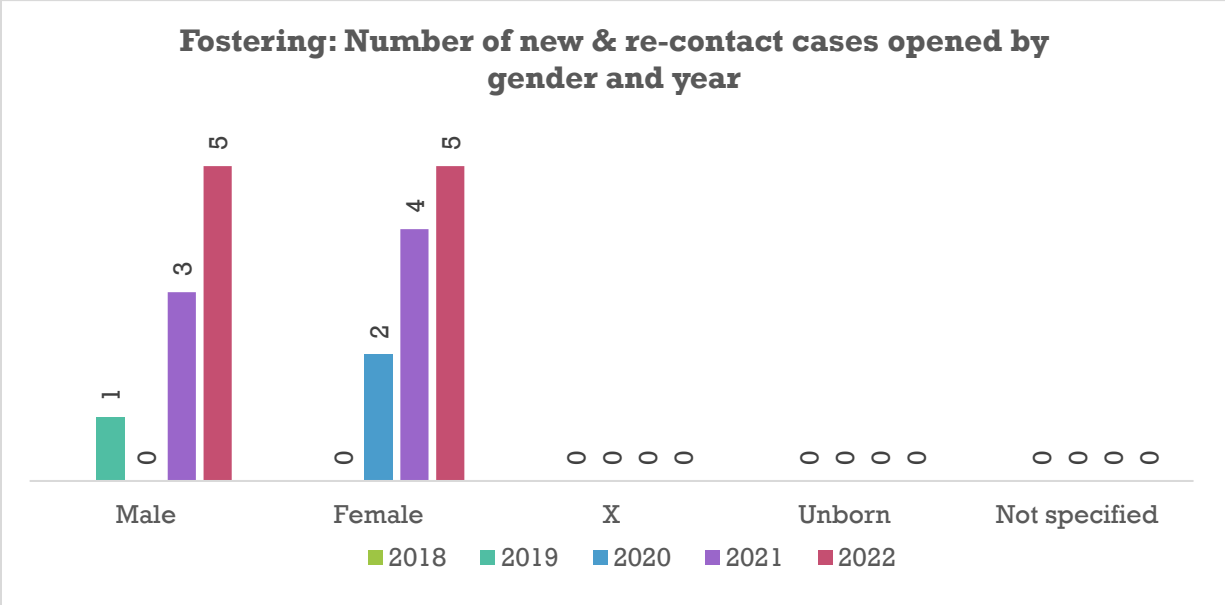


³⁴ This is a term for a child that is referred for fostering and is in the process of being matched with appropriate Foster Carer/s.



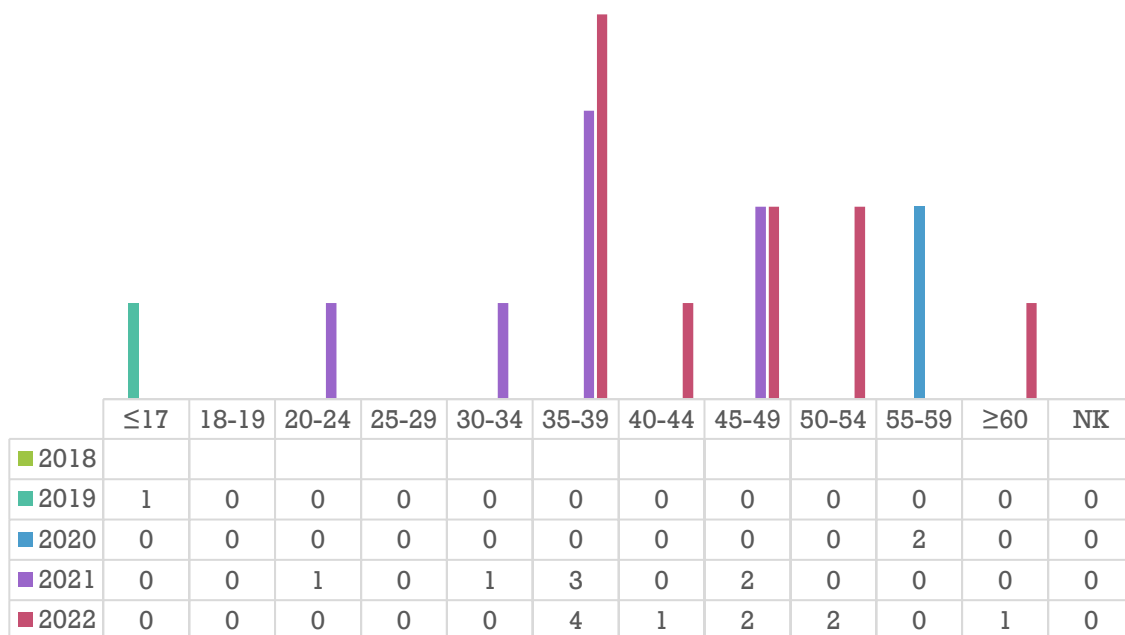
Note³⁵

Details Regarding New and Re-contact Cases Opened



³⁵ The waiting list provides the number of service users who were assessed and found to be at a low risk, have no immediate requirements and/or are awaiting the next available appointment/programme. They will still be monitored and provided services but at a lower intensity than an active case.

Fostering: Number of new & re-contact cases opened by age category and year



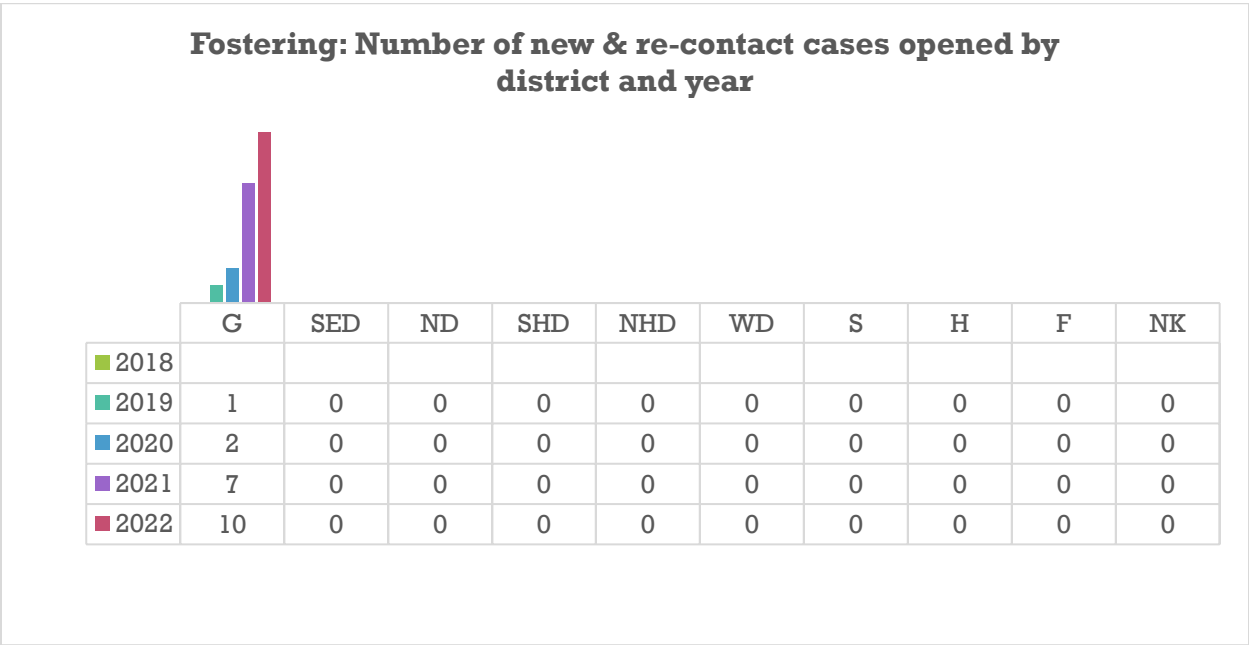
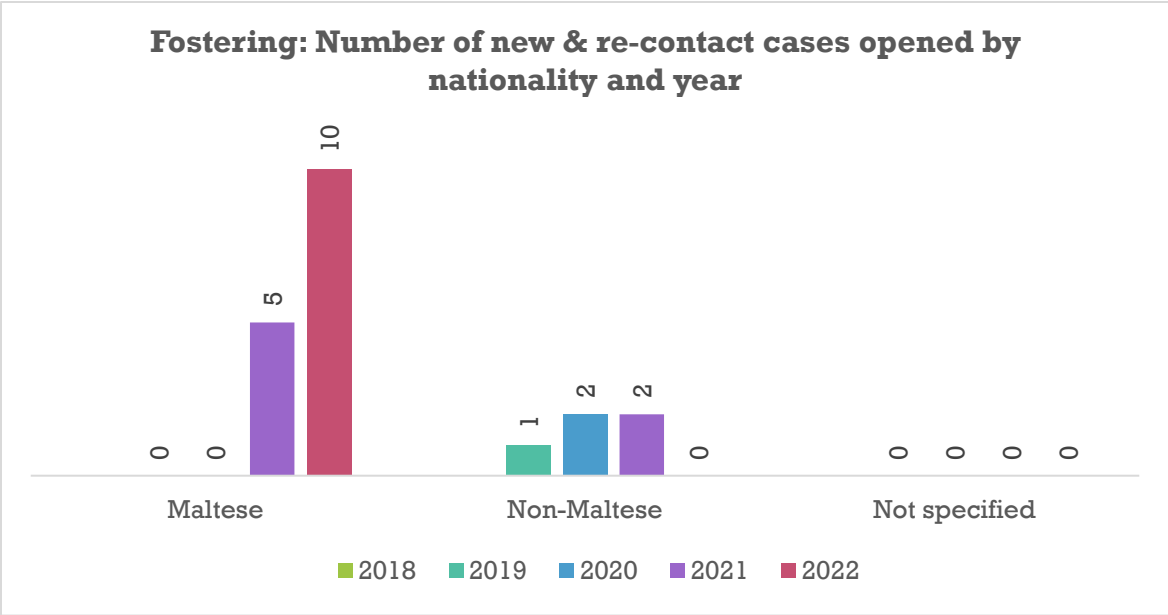
Graph Key³⁶

Fostering: Number of new & re-contact cases opened by age category and gender

January – December 2022

	Male	Female	0	-	Not specified	Total
≤17	0	0	0	-	0	0
18-19	0	0	0	-	0	0
20-24	0	0	0	-	0	0
25-29	0	0	0	-	0	0
30-34	0	0	0	-	0	0
35-39	1	3	0	-	0	4
40-44	1	0	0	-	0	1
45-49	1	1	0	-	0	2
50-54	1	1	0	-	0	2
55-59	0	0	0	-	0	0
≥60	1	0	0	-	0	1
Not specified	0	0	0	-	0	0
Total	5	5	0	-	0	10

³⁶ NK: Not Specified.

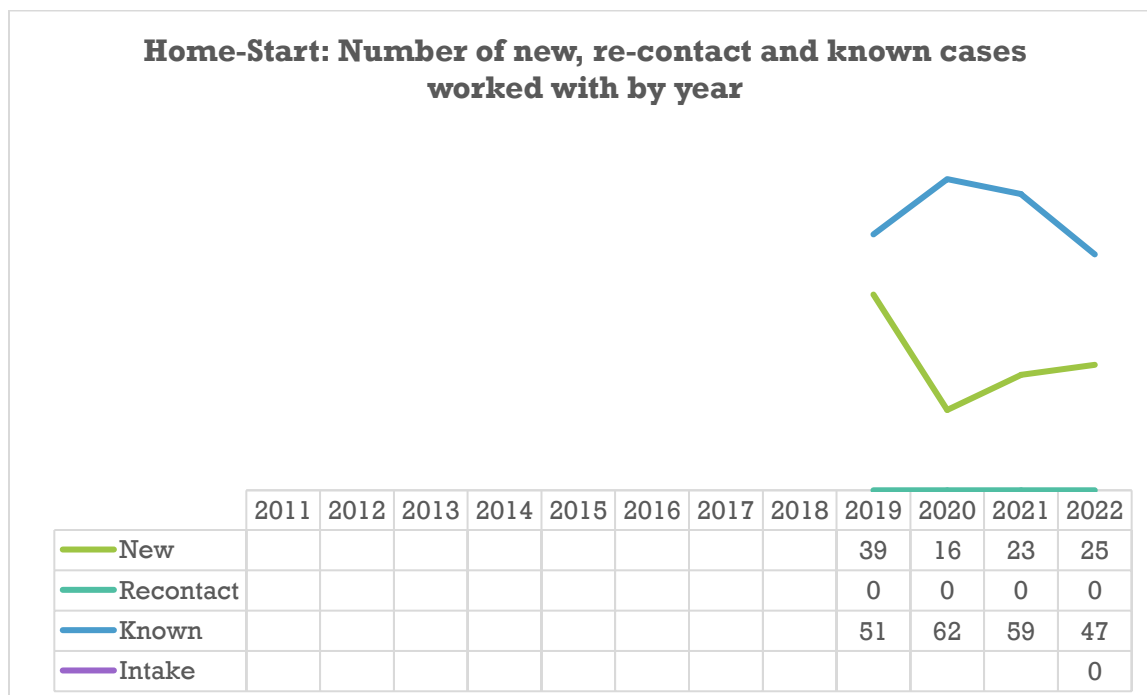
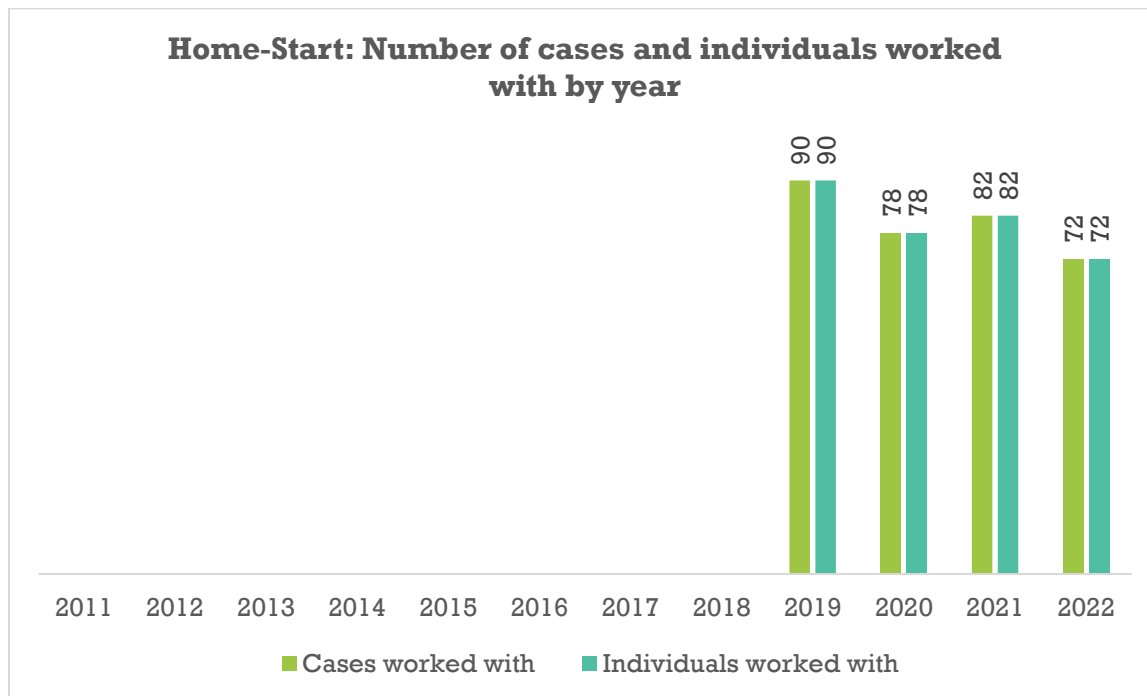


Graph Key³⁷

³⁷ SHD: Southern Harbour District; NHD: Northern Harbour District; SED: Southern Eastern District; ND: Northern District; WD: Western District; G: Gozo; S: Shelter/Institution; F: Foreign Residence; NK: Not Specified.

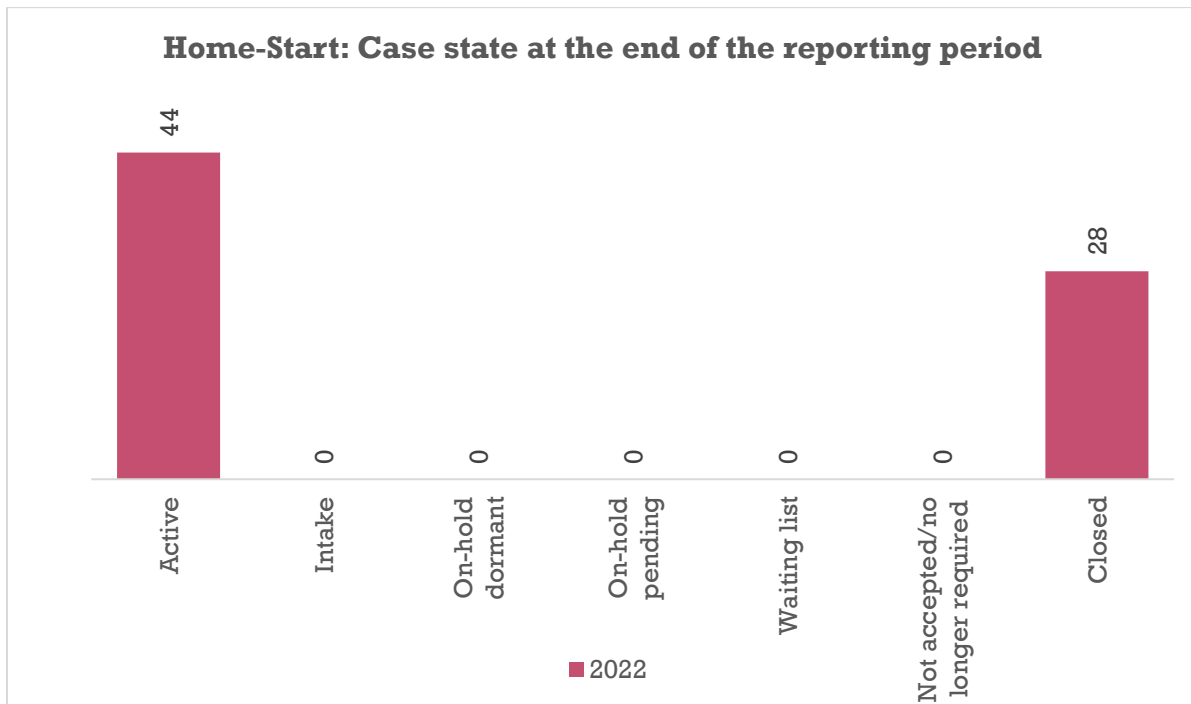

Home-Start Gozo

Case Activity³⁸



³⁸ Service started reporting in 2019.

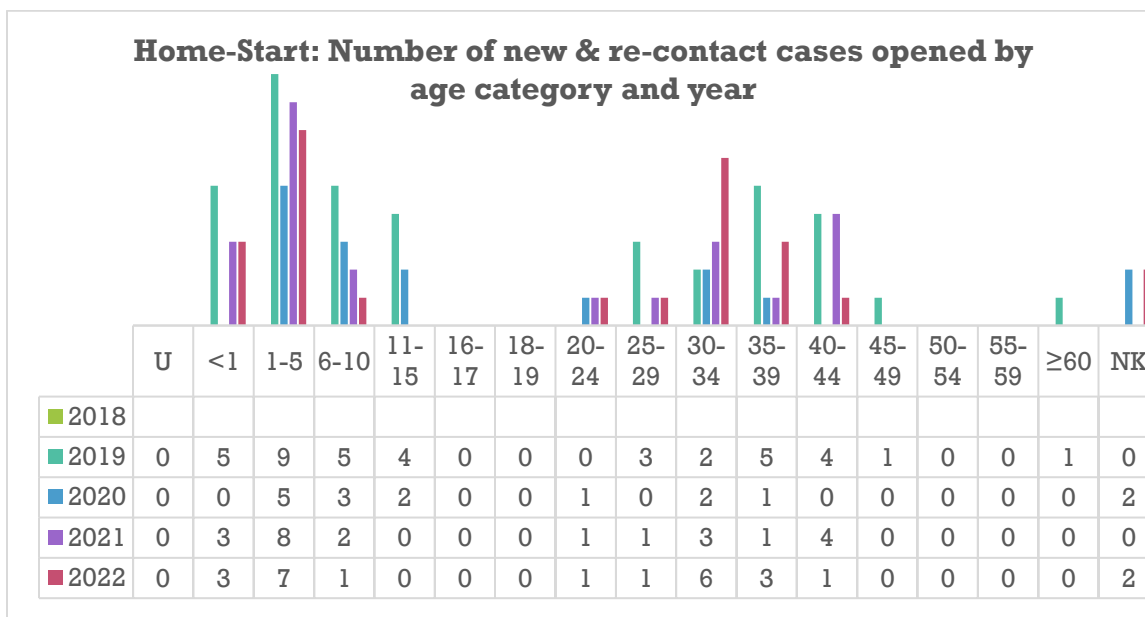
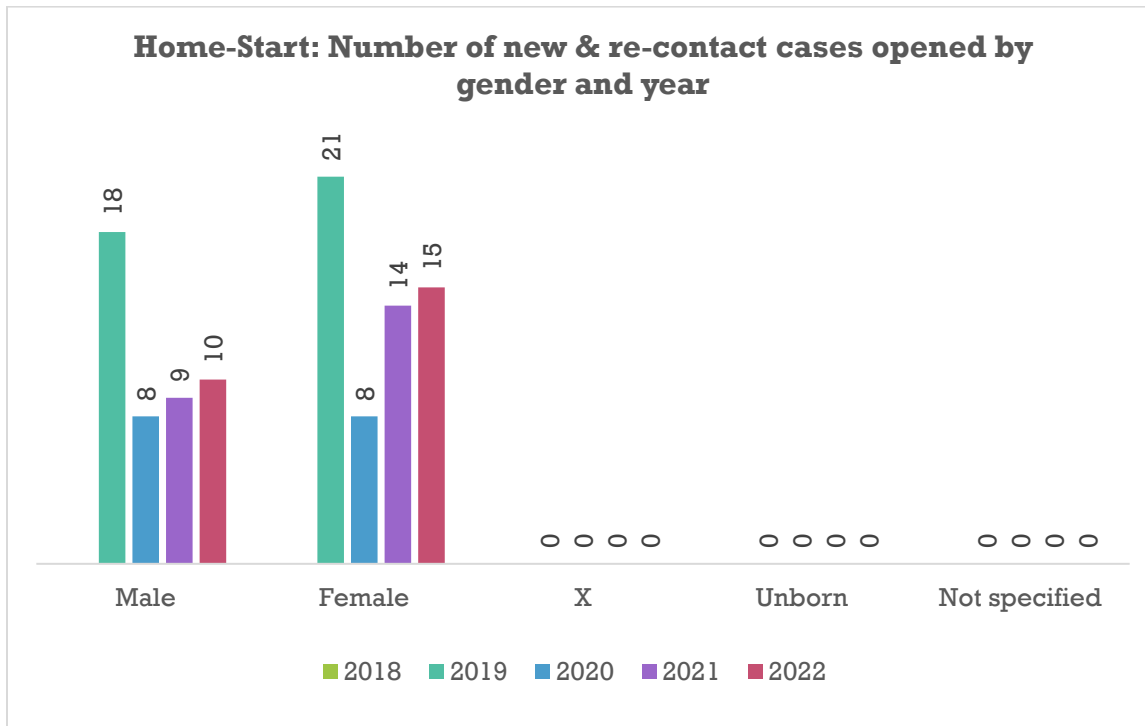
Home-Start: Number of referred, new & re-contact, new and closed cases by year



Note³⁹

³⁹ The waiting list provides the number of service users who were assessed and found to be at a low risk, have no immediate requirements and/or are awaiting the next available appointment/programme. They will still be monitored and provided services but at a lower intensity than an active case.

Details Regarding New and Re-contact Cases Opened

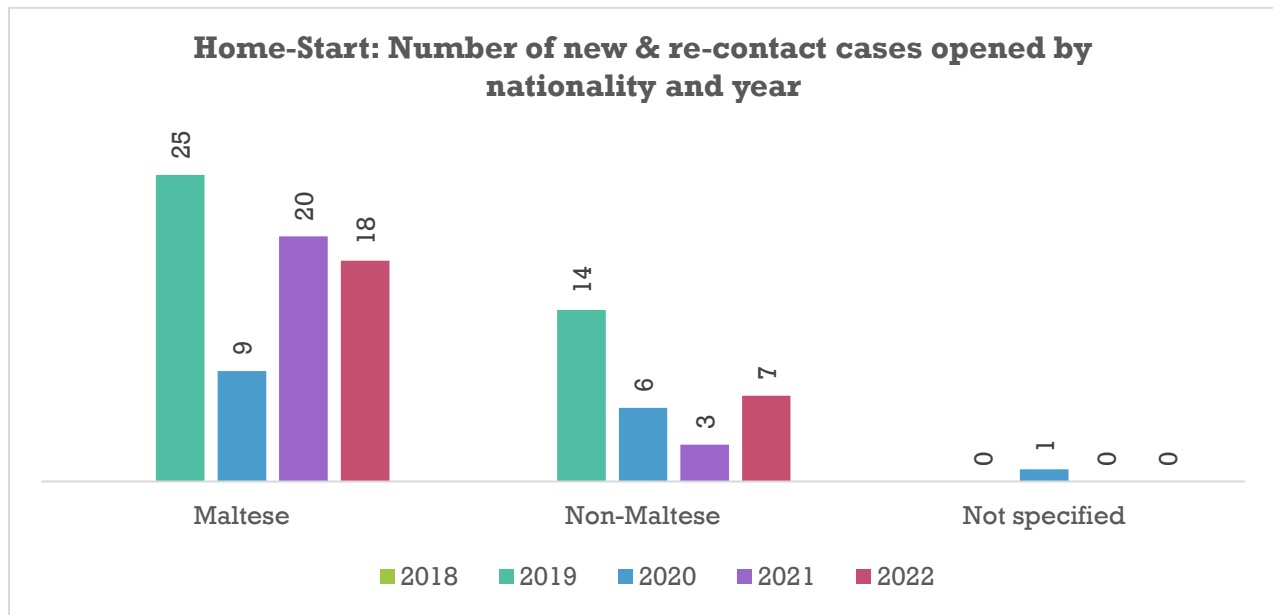


Graph Key⁴⁰

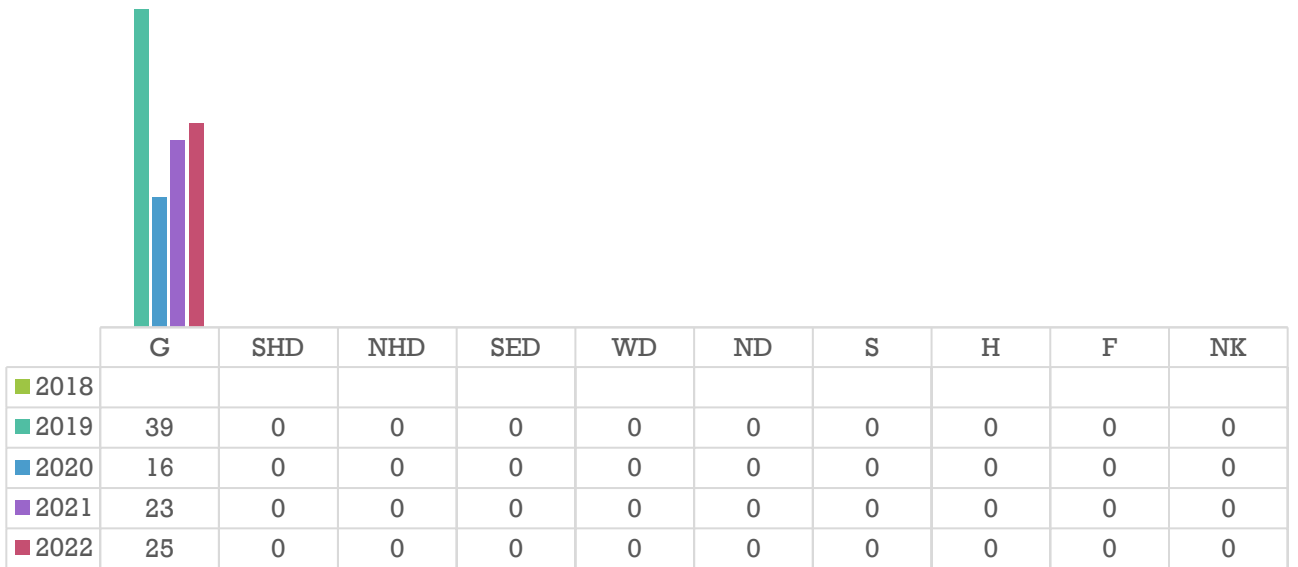
⁴⁰ U: Unborn; NK: Not Specified.

Home-Start: Number of new & re-contact cases opened by age category and gender
January – December 2022

	Male	Female	X	Unborn	Not specified	Total
Unborn	0	0	0	-	0	0
<1	1	2	0	-	0	3
1-5	3	4	0	-	0	7
6-10	1	0	0	-	0	1
11-15	0	0	0	-	0	0
16-17	0	0	0	-	0	0
18-19	0	0	0	-	0	0
20-24	0	1	0	-	0	1
25-29	0	1	0	-	0	1
30-34	2	4	0	-	0	6
35-39	1	2	0	-	0	3
40-44	0	1	0	-	0	1
45-49	0	0	0	-	0	0
50-54	0	0	0	-	0	0
55-59	0	0	0	-	0	0
≥60	0	0	0	-	0	0
Not specified	2	0	0	-	0	2
Total	10	15	0	-	0	25



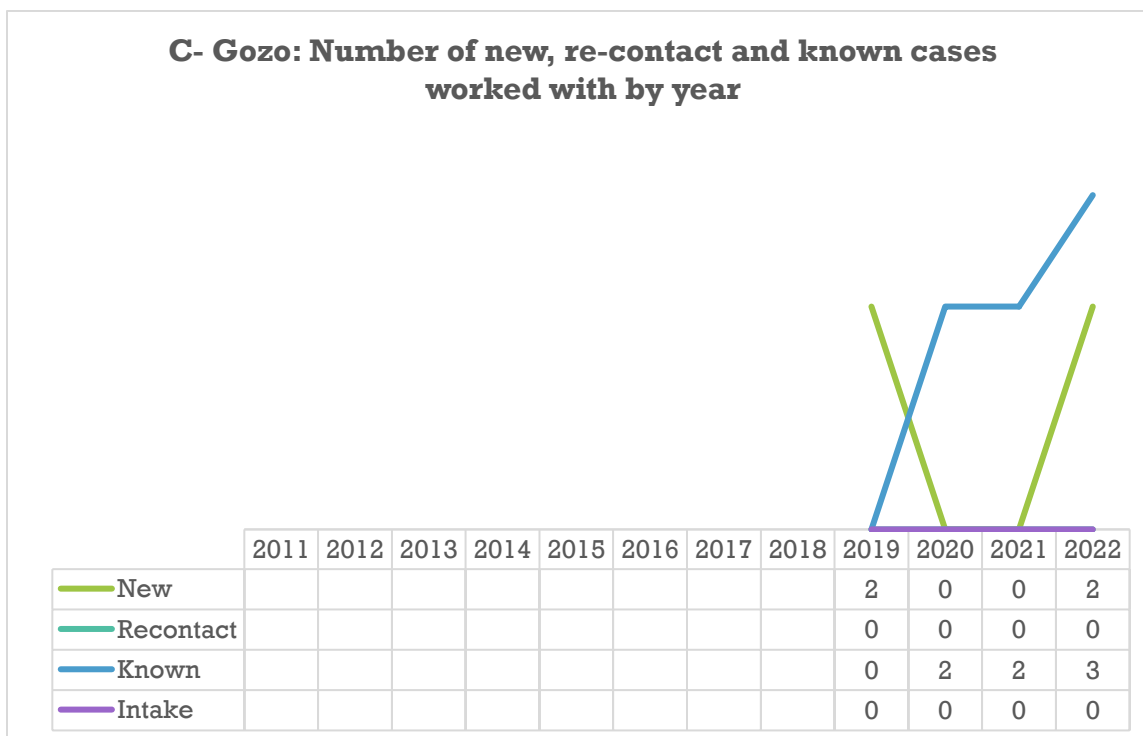
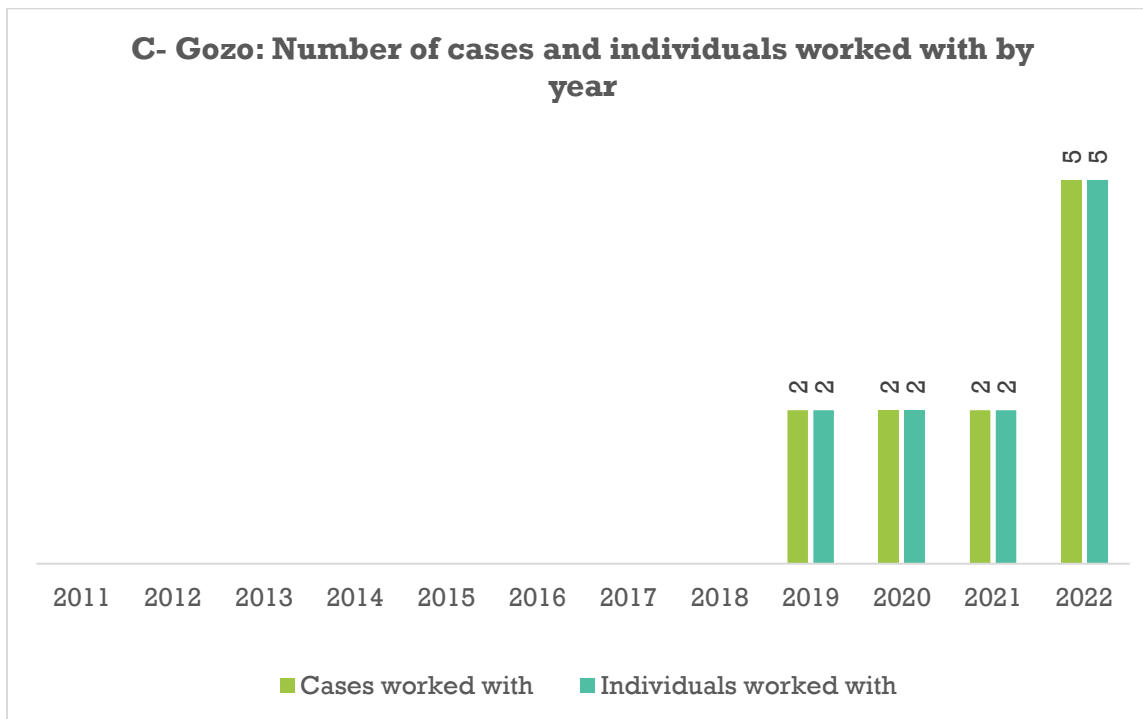
Home-Start: Number of new & re-contact cases opened by district and year



Graph Key⁴¹


⁴¹ SHD: Southern Harbour District; NHD: Northern Harbour District; SED: Southern Eastern District; ND: Northern District; WD: Western District; G: Gozo; S: Shelter/Institution; F: Foreign Residence; NK: Not Specified.

NEW **Court Service (C-Gozo)**
Case Activity⁴²

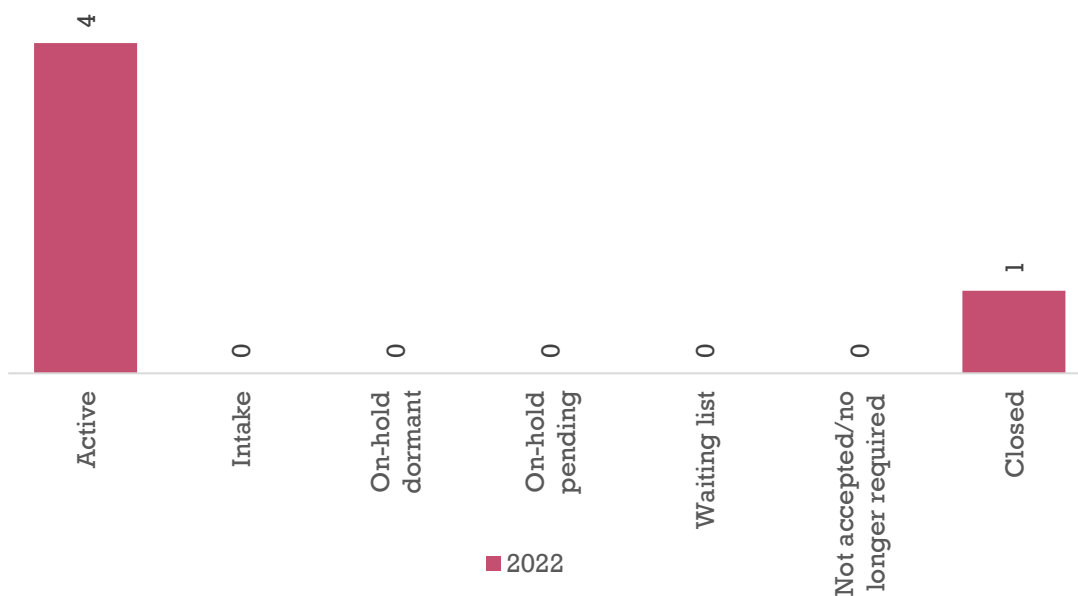


⁴² In 2022 the services of Courts and SAVs were separated into two distinct services and the 2019-2021 data was revised so that data between 2019 and 2022 is comparable.

C- Gozo: Number of referred, new & re-contact, new and closed cases by year



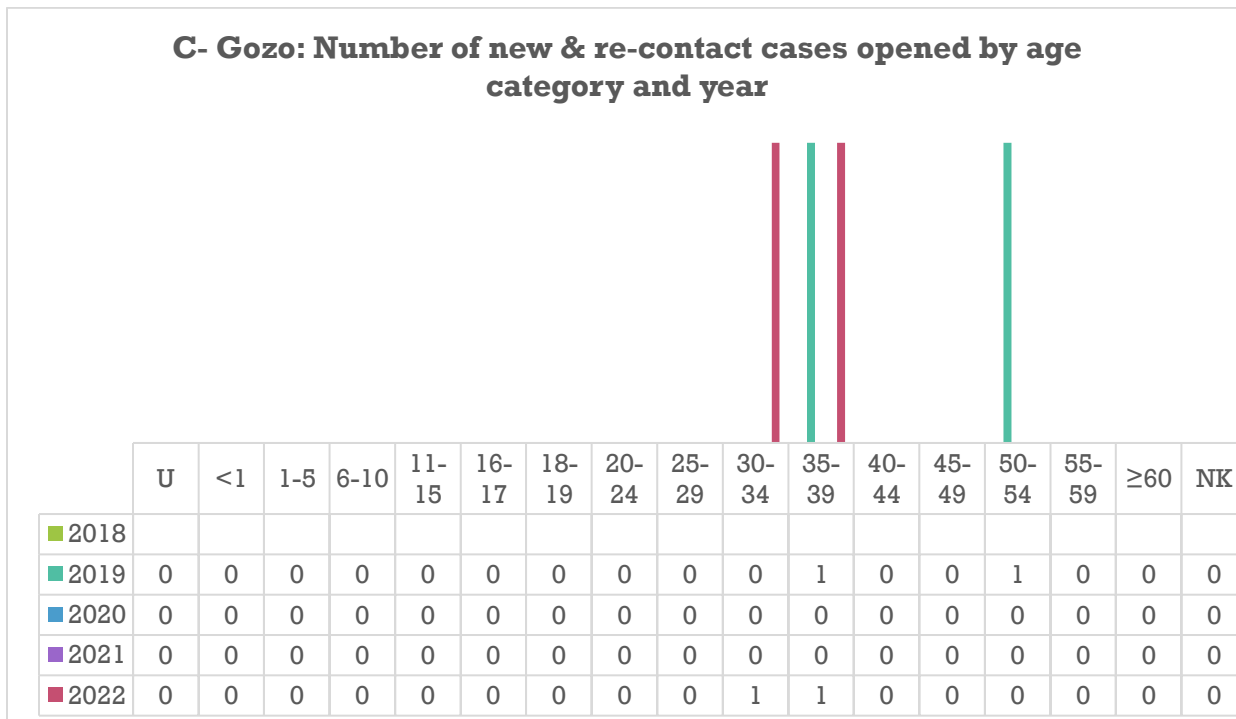
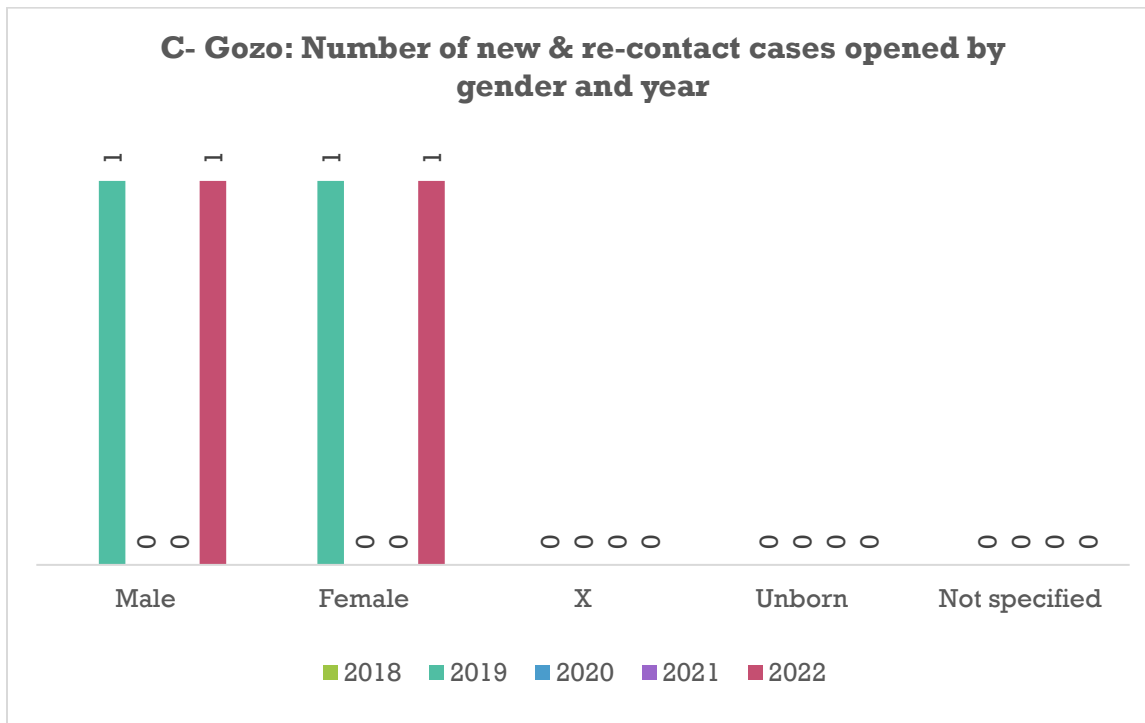
C- Gozo: Case state at the end of the reporting period



Note⁴³

⁴³ The waiting list provides the number of service users who were assessed and found to be at a low risk, have no immediate requirements and/or are awaiting the next available appointment/programme. They will still be monitored and provided services but at a lower intensity than an active case.

Details Regarding New and Re-contact Cases Opened



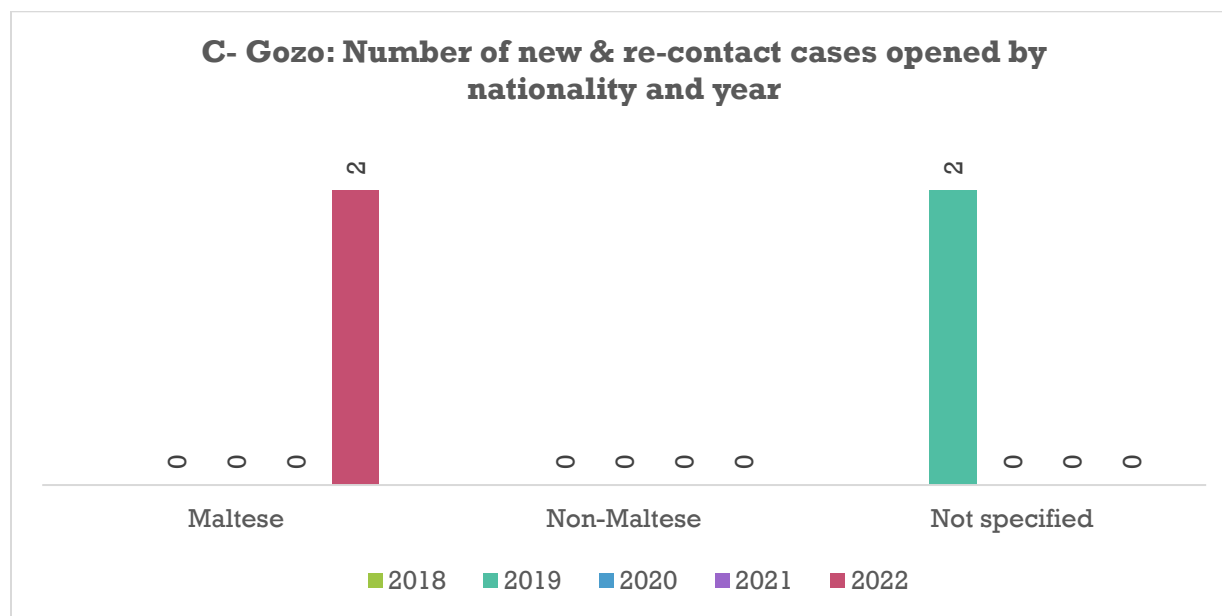
Graph Key⁴⁴

⁴⁴ U: Unborn; NK: Not Specified.

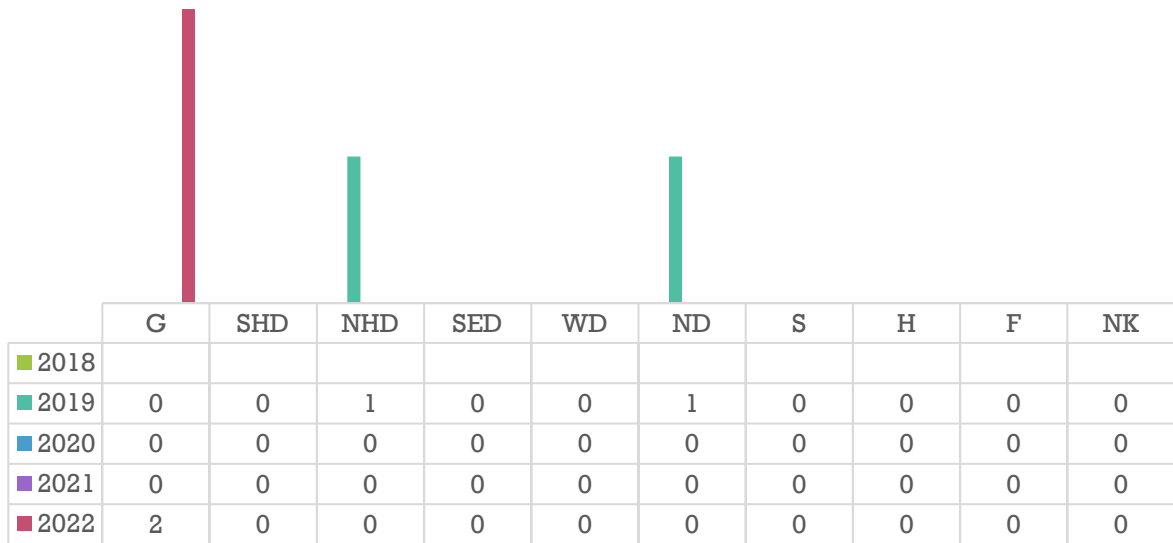
C- Gozo: Number of new & re-contact cases opened by age category and January – December 2022

	Male	Female	X	Unborn	Not specified	Total
Unborn	0	0	0	-	0	0
<1	0	0	0	-	0	0
1-5	0	0	0	-	0	0
6-10	0	0	0	-	0	0
11-15	0	0	0	-	0	0
16-17	0	0	0	-	0	0
18-19	0	0	0	-	0	0
20-24	0	0	0	-	0	0
25-29	0	0	0	-	0	0
30-34	0	1	0	-	0	1
35-39	1	0	0	-	0	1
40-44	0	0	0	-	0	0
45-49	0	0	0	-	0	0
50-54	0	0	0	-	0	0
55-59	0	0	0	-	0	0
≥60	0	0	0	-	0	0
Not specified	0	0	0	-	0	0
Total	1	1	0	-	0	2

C- Gozo: Number of new & re-contact cases opened by nationality and year



C- Gozo: Number of new & re-contact cases opened by district and year

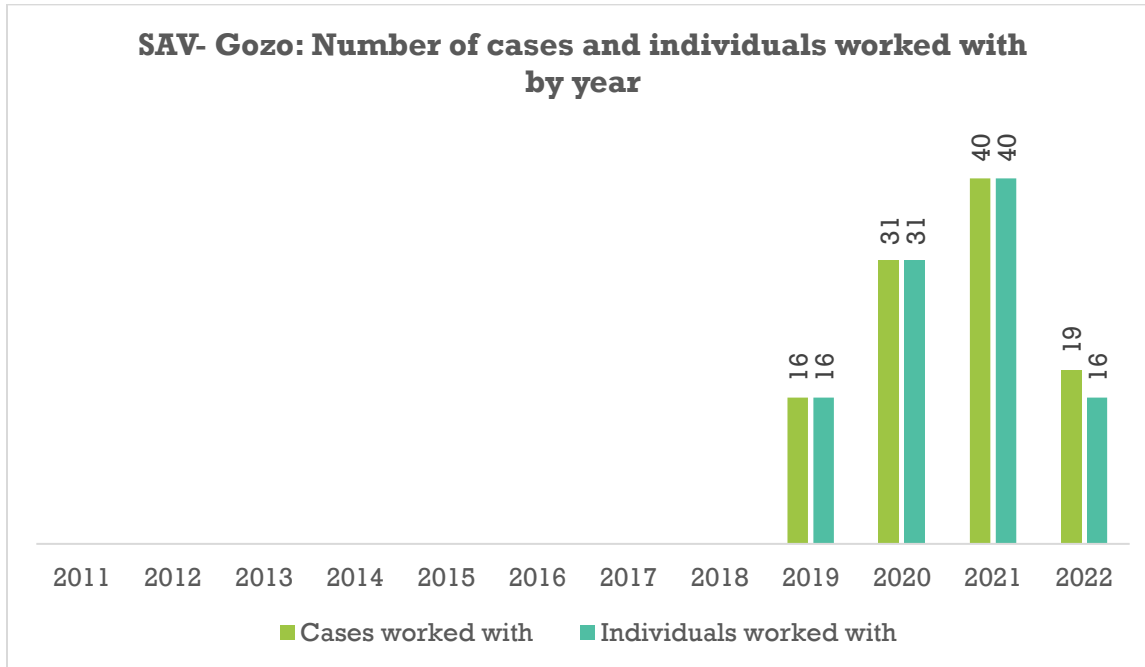


Graph Key⁴⁵

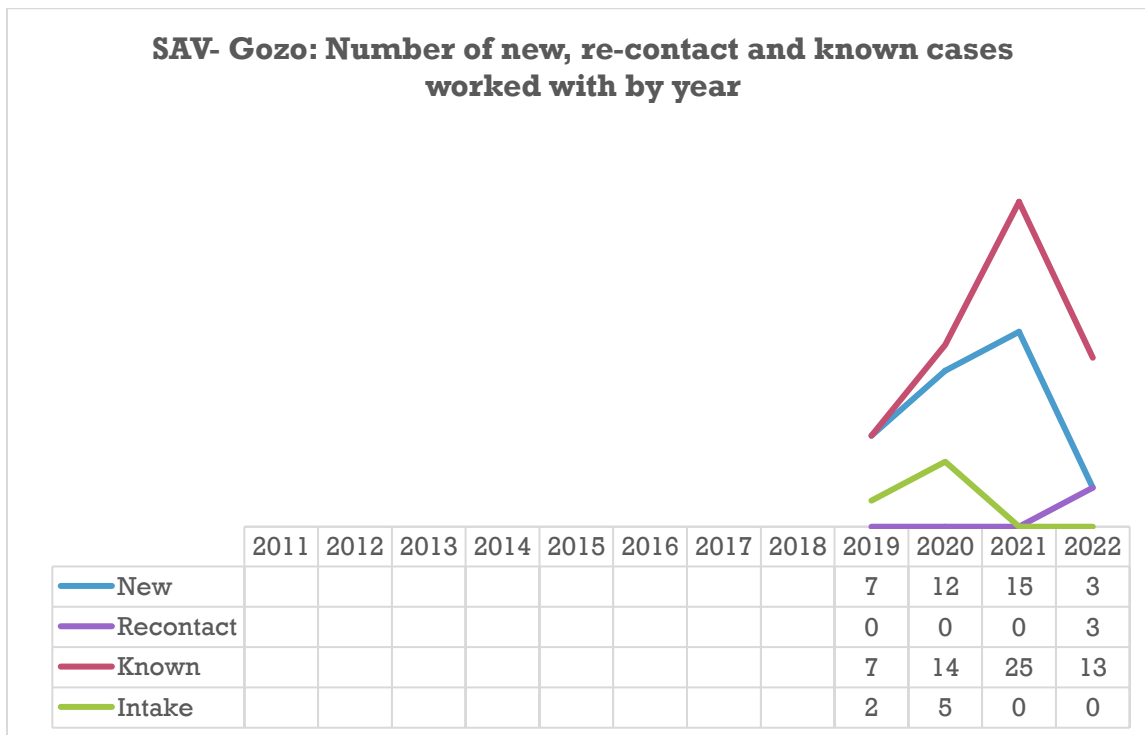
⁴⁵ SHD: Southern Harbour District; NHD: Northern Harbour District; SED: Southern Eastern District; ND: Northern District; WD: Western District; G: Gozo; S: Shelter/Institution; F: Foreign Residence; NK: Not Specified.



Supervised Access Visits (SAV-Gozo) Case Activity⁴⁶



Note⁴⁷



⁴⁶ In 2022 the services of Courts and SAVs were separated into two distinct services and the 2019-2021 data was revised so that data between 2019 and 2022 is comparable.

⁴⁷ Some of the cases reported within SAV Gozo were worked with concurrently within SAV Malta. As a result, there is some overlap with the numbers reported within the Alternative Care Report.

SAV- Gozo: Number of referred, new & re-contact, new and closed cases by year



	2011	2012	2013	2014	2015	2016	2017	2018	2019	2020	2021	2022
Referred cases									6	15	10	6
New & recontact cases									7	12	15	6
New cases									7	12	15	3
Closed cases									0	1	27	3

SAV- Gozo: Case state at the end of the reporting period

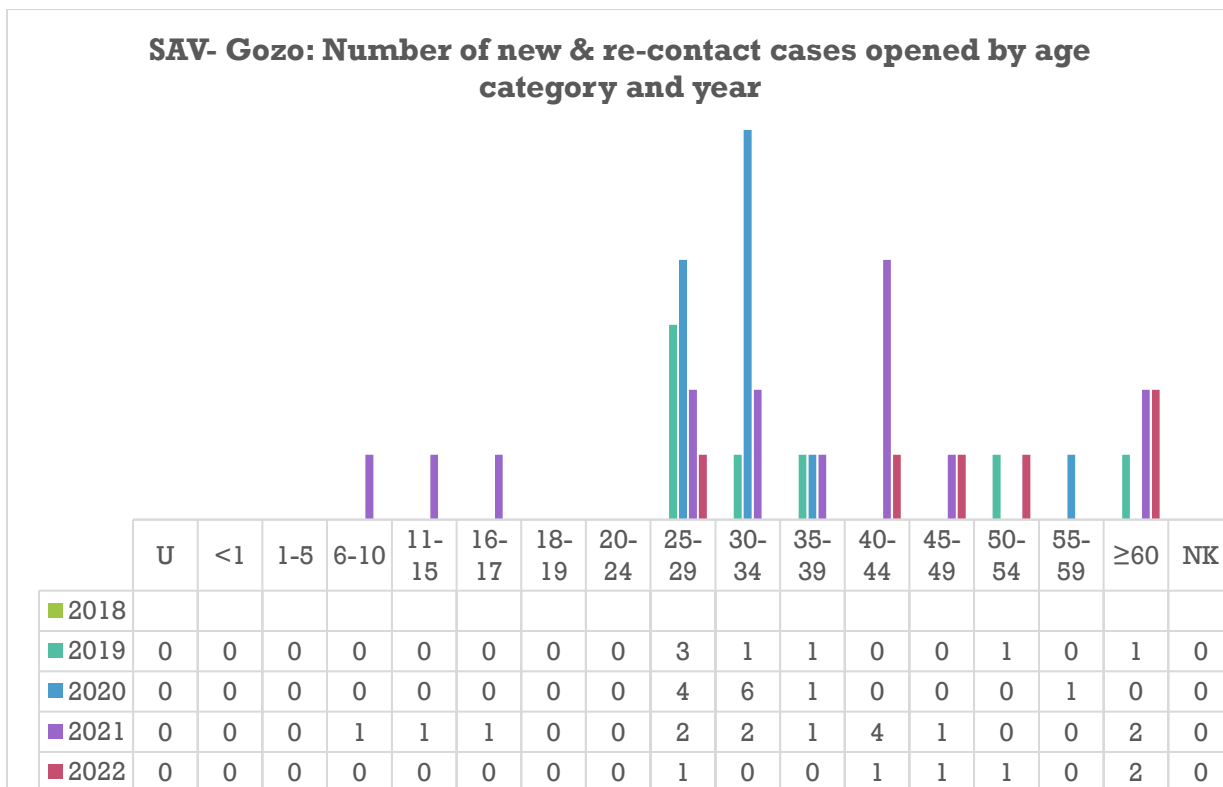
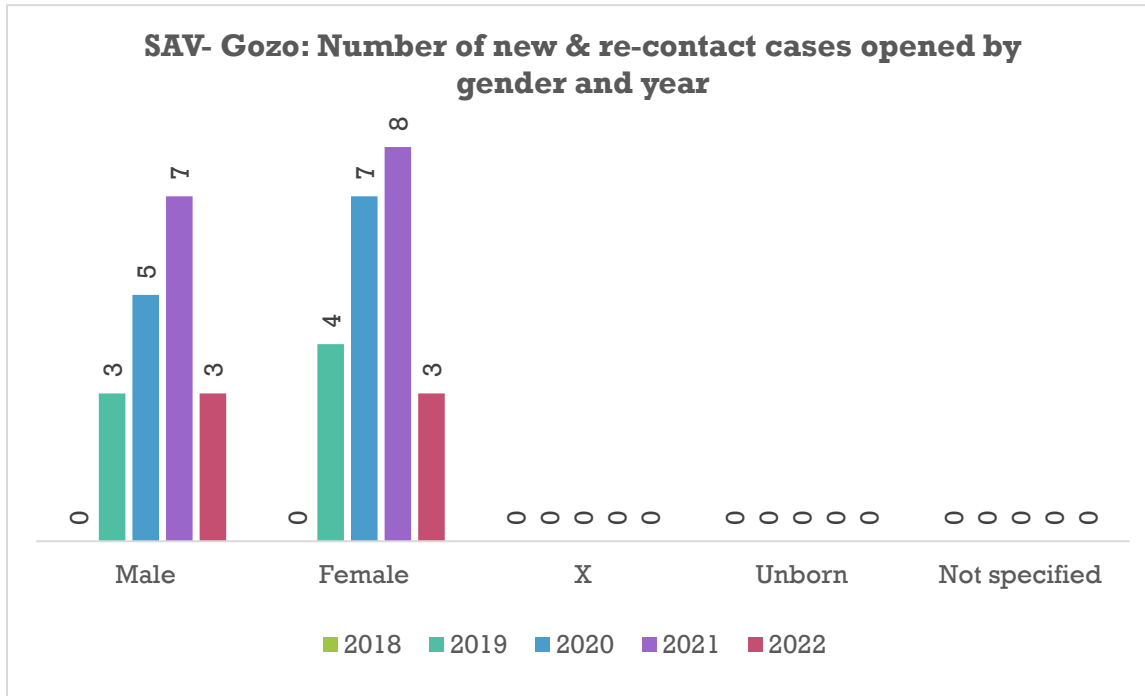


Note⁴⁸

⁴⁸ The waiting list provides the number of service users who were assessed and found to be at a low risk, have no immediate requirements and/or are awaiting the next available appointment/programme. They will still be monitored and provided services but at a lower intensity than an active case.

Details Regarding New and Re-contact Cases Opened

Note⁴⁹



Graph Key⁵⁰

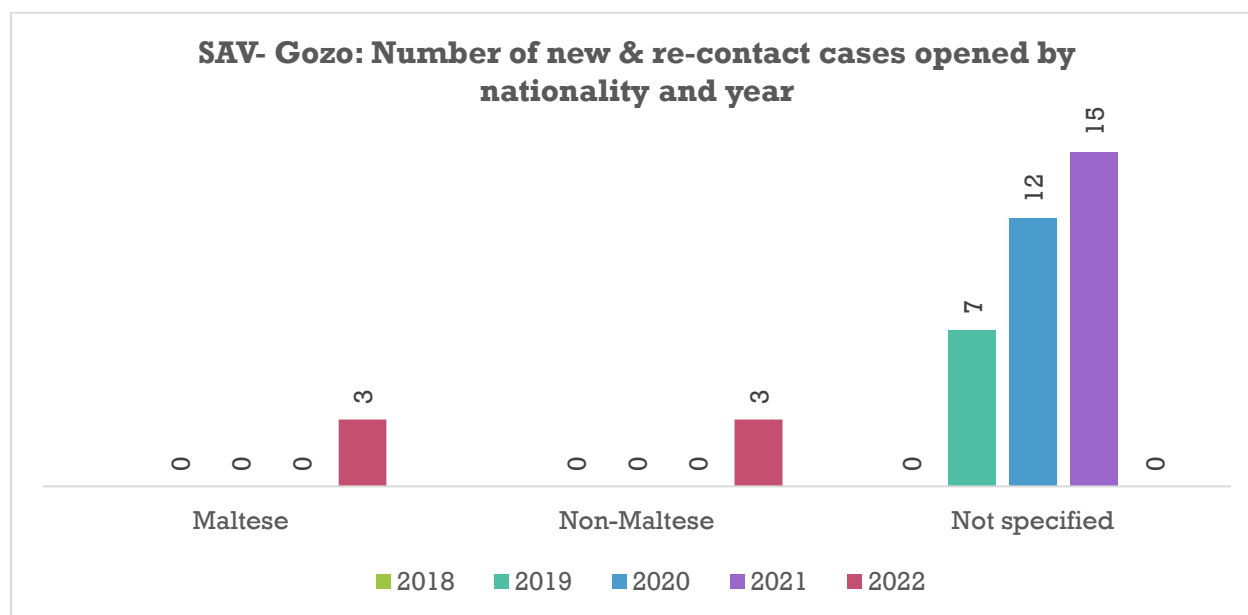
⁴⁹ Prior to 2022, such information could not be reported.

⁵⁰ U: Unborn; NK: Not Specified.

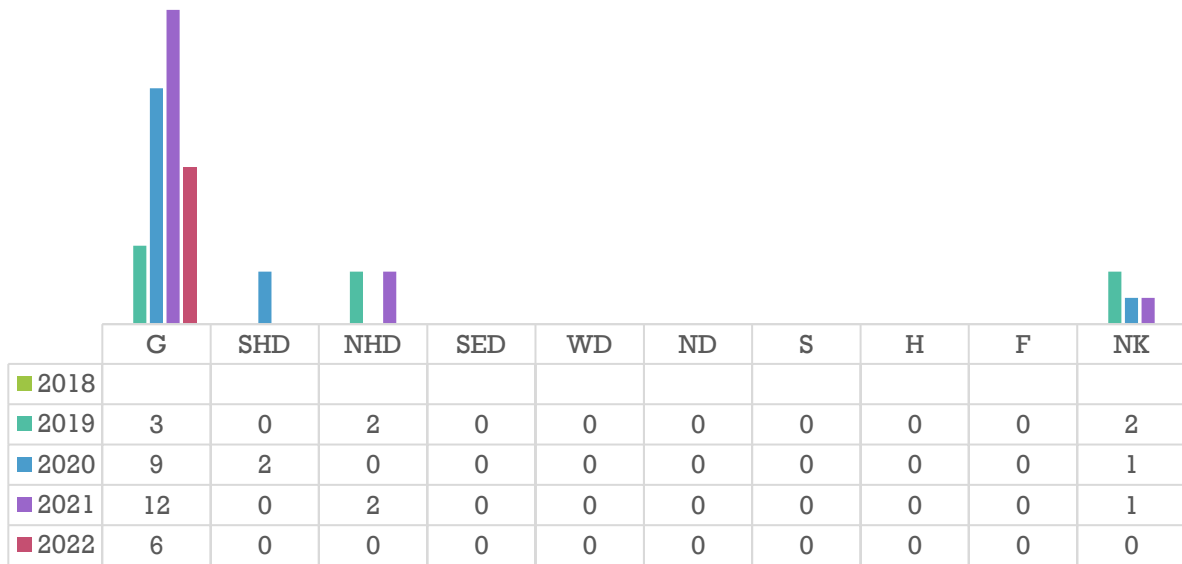
SAV- Gozo: Number of new & re-contact cases opened by age category and January – December 2022

	Male	Female	X	Unborn	Not specified	Total
Unborn	0	0	0	-	0	0
<1	0	0	0	-	0	0
1-5	0	0	0	-	0	0
6-10	0	0	0	-	0	0
11-15	0	0	0	-	0	0
16-17	0	0	0	-	0	0
18-19	0	0	0	-	0	0
20-24	0	0	0	-	0	0
25-29	0	1	0	-	0	1
30-34	0	0	0	-	0	0
35-39	0	0	0	-	0	0
40-44	1	0	0	-	0	1
45-49	1	0	0	-	0	1
50-54	0	1	0	-	0	1
55-59	0	0	0	-	0	0
≥60	1	1	0	-	0	2
Not specified	0	0	0	-	0	0
Total	3	3	0	-	0	6

SAV- Gozo: Number of new & re-contact cases opened by nationality and year



SAV- Gozo: Number of new & re-contact cases opened by district and year



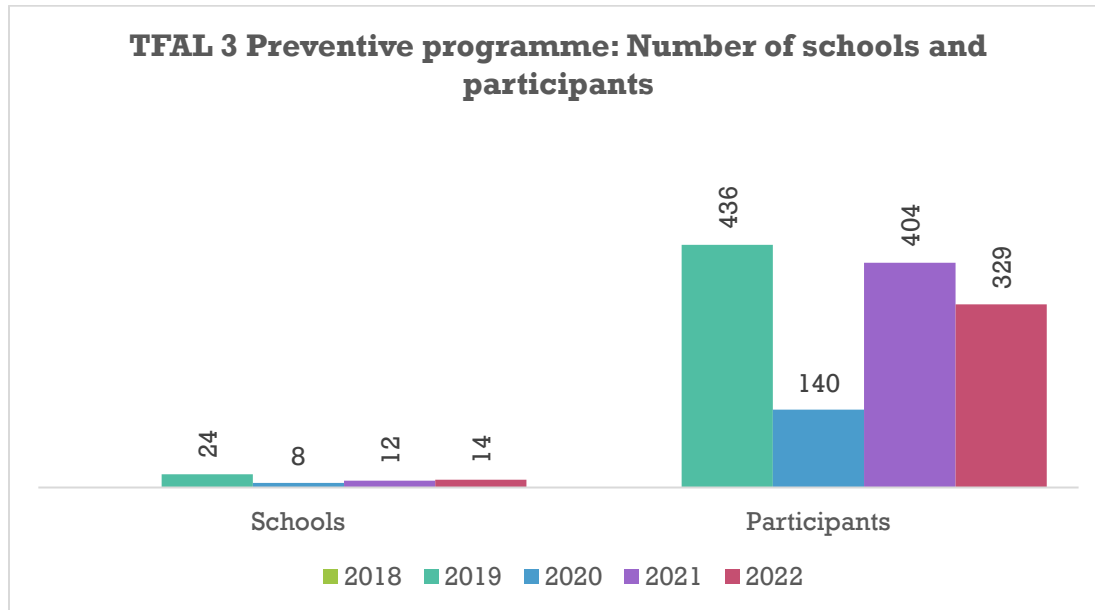
Graph Key⁵¹

⁵¹ SHD: Southern Harbour District; NHD: Northern Harbour District; SED: Southern Eastern District; ND: Northern District; WD: Western District; G: Gozo; S: Shelter/Institution; F: Foreign Residence; NK: Not Specified.

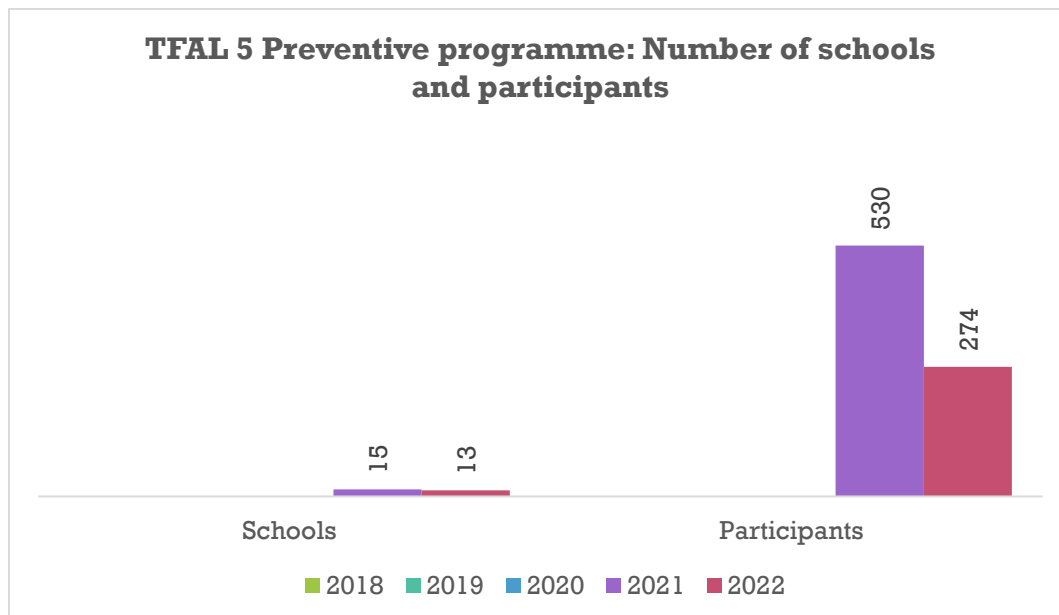
Prevention Services – Gozo

Note⁵²

TFAL Programme – Gozo



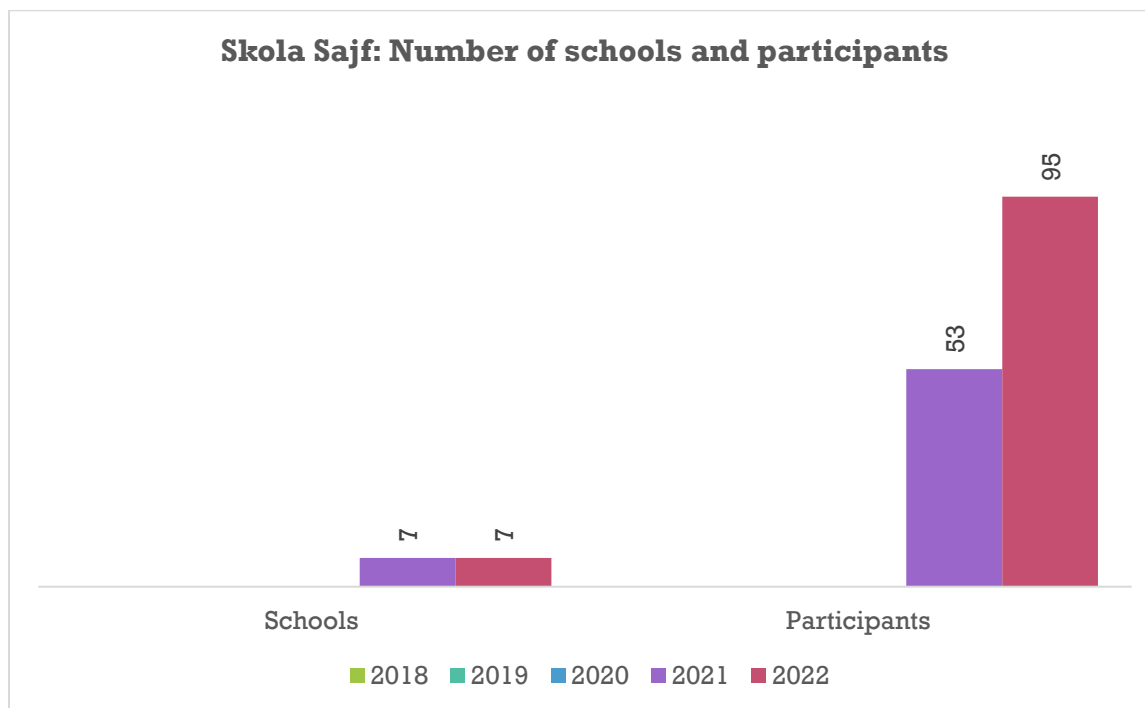
A further **439** books were distributed within **14** schools.



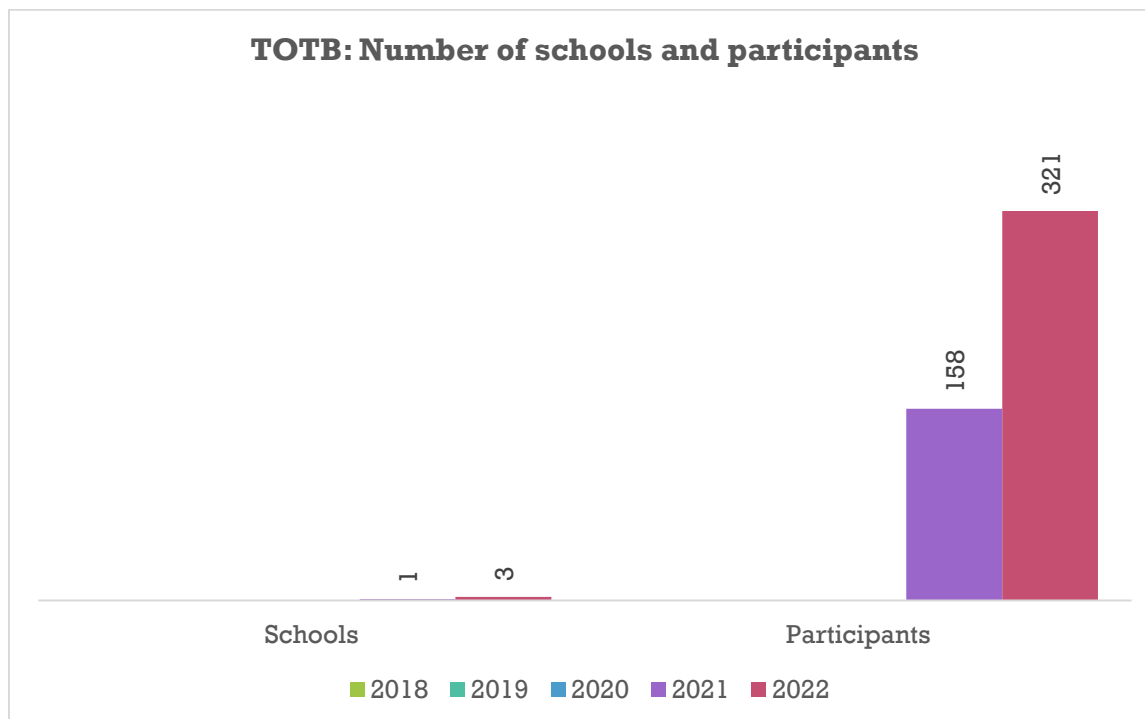
A further **367** books were distributed within **14** schools.

⁵² Preventions service data for the Maltese Islands is reported within the Sedqa Statistical report. To obtain the total number of interventions for the Maltese Islands one should refer to the Sedqa report and not sum the figures from the FSWS Gozo Branch report with the data from the Sedqa report.

Skola Sajf – Gozo

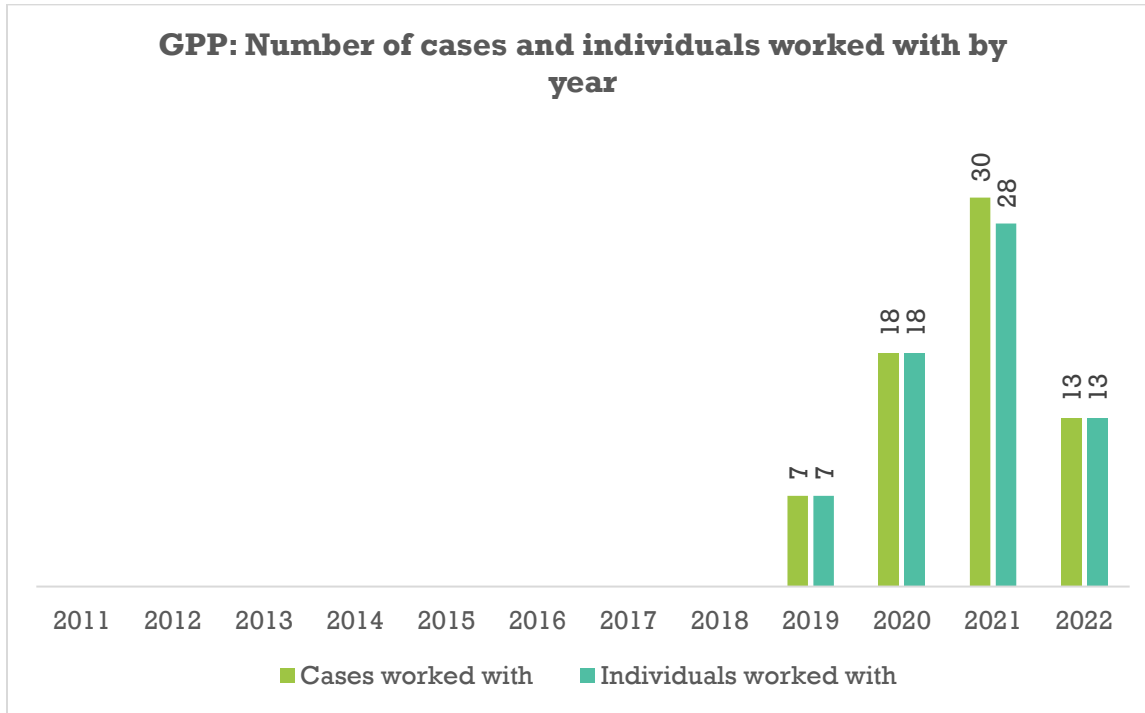


Teen Outside the Box – Gozo

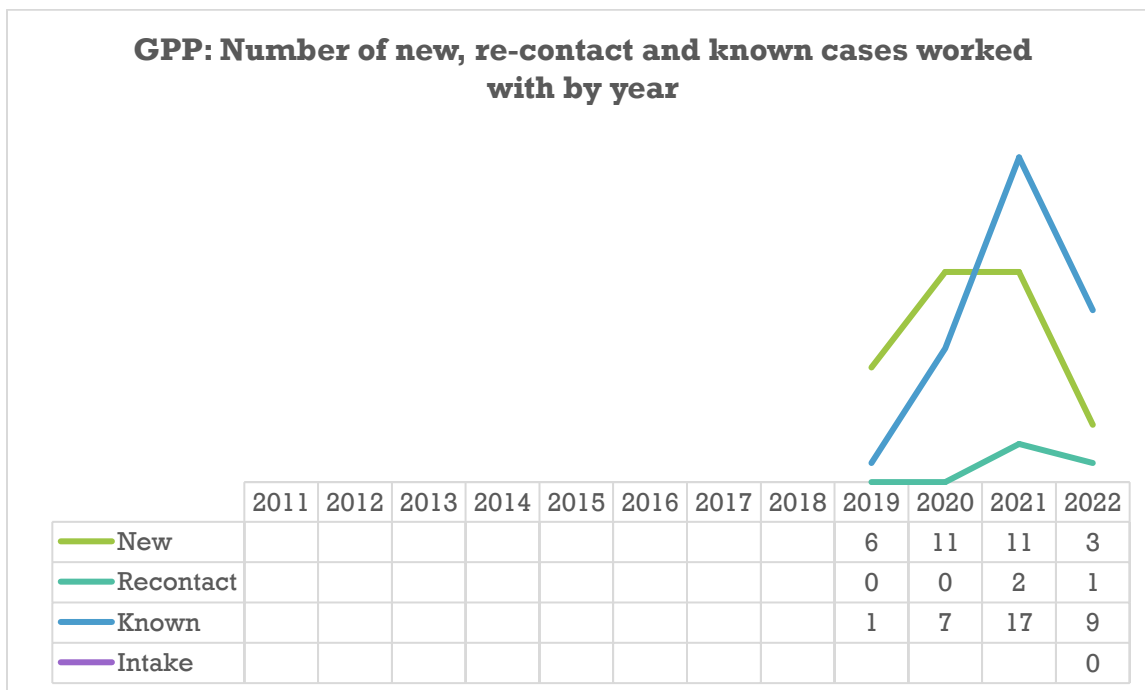


A further **511** books were distributed within **3** schools.

Gozo Prison Project (GPP) Case Activity⁵³



Note⁵⁴



⁵³ Service started reporting in 2019. The service started using the online system in 2022.

⁵⁴ This service is being phased out as of 2022.

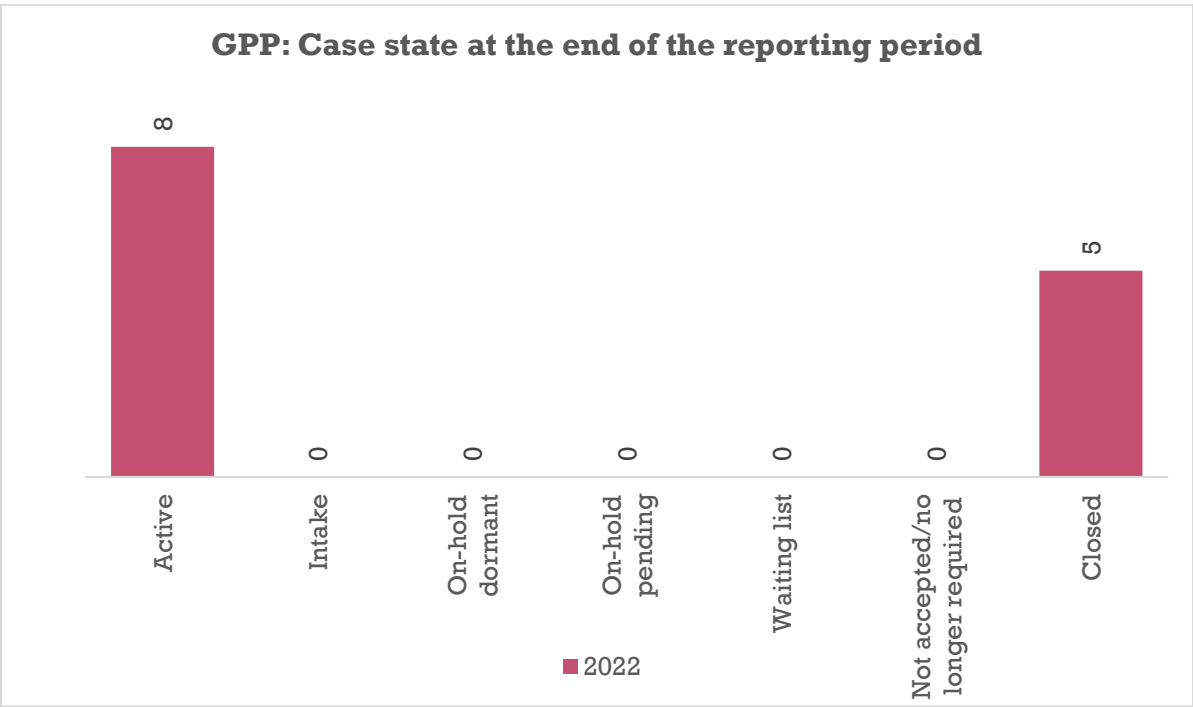
GPP: Number of referred, new & re-contact, new and closed cases by year



	2011	2012	2013	2014	2015	2016	2017	2018	2019	2020	2021	2022
Referred cases									6	11	13	4
New & recontact cases									6	11	13	4
New cases									6	11	11	3
Closed cases									2	1	19	5

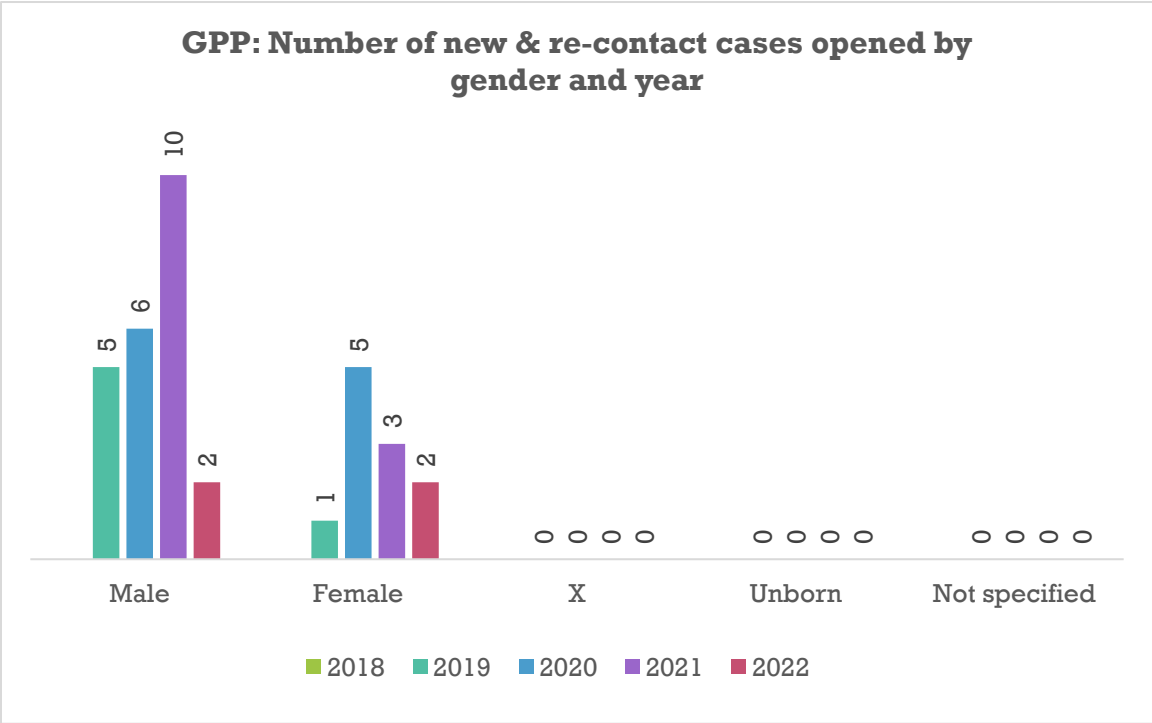
GPP: Referrals by primary problem and Service⁵⁵				
	2019	2020	2021	2022
Addictive behaviour problems	0	3	6	0
Assault/rape/harassment/sexual abuse	0	0	0	0
Behaviour problems	2	0	0	-
Bereavement	0	0	0	0
Child abuse	0	0	0	0
Child care or access	0	0	0	1
Delinquency	0	0	0	0
Disability related issues	0	0	0	0
Domestic violence	0	0	0	0
Eating disorder	0	0	0	0
Elderly needs	0	0	0	0
Employment issues	0	0	0	0
Family relations/relationships	0	0	0	0
Financial difficulties	1	0	1	0
Fostering or adoption	0	0	0	0
Gender related issues	0	0	0	0
Health related issues	1	0	0	0
Homeless	2	0	0	1
Housing problems	0	0	1	0
Human trafficking	0	0	0	0
Lack of support or guidance	0	8	3	1
Legal issues	0	0	0	1
Loneliness	0	0	0	0
Marital problems	0	0	0	0
Mental health issues	0	0	1	0
Migrant related issues	0	0	0	0
Oppositional defiant behaviours	-	-	-	0
Parenting skills/child-parent relationship	-	-	-	0
Personality related issues	0	0	0	0
Pregnancy related issues	0	0	0	0
Relationship problems	0	0	0	0
School related problems	0	0	0	0
Self-harm or suicide	0	0	0	0
Separation related issues	0	0	0	0
Sex work related issues	0	0	0	0
Other	0	0	1	0
Not specified	0	0	0	0
Total	6	11	13	4

⁵⁵ Service users may have multiple problems; this table only reports the primary issue as reported by the service user.



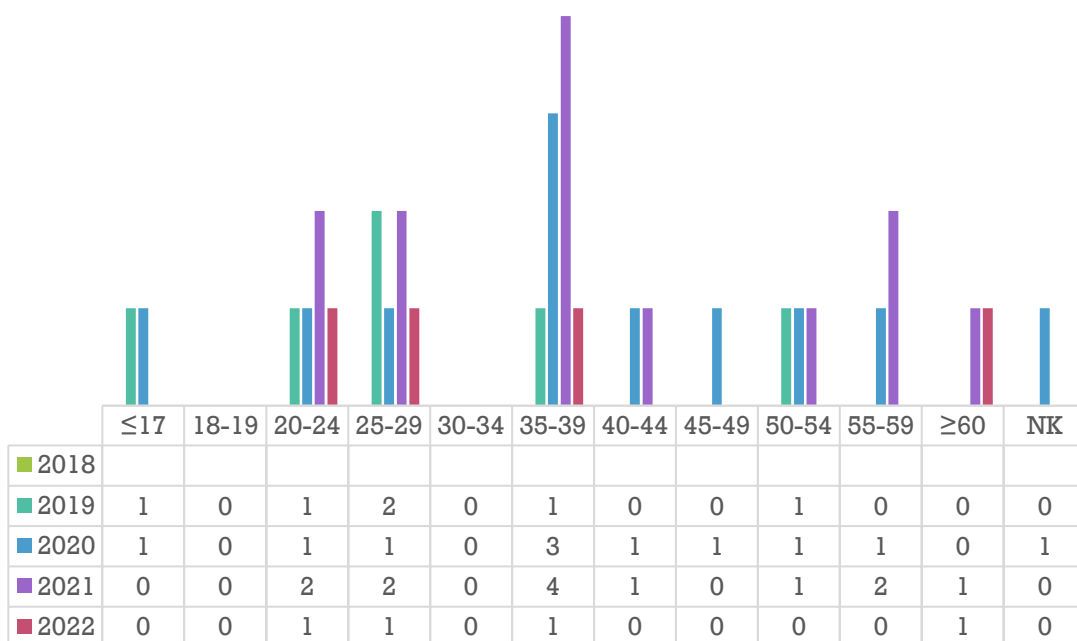
Note⁵⁶

Details Regarding New and Re-contact Cases Opened



⁵⁶ The waiting list provides the number of service users who were assessed and found to be at a low risk, have no immediate requirements and/or are awaiting the next available appointment/programme. They will still be monitored and provided services but at a lower intensity than an active case.

GPP: Number of new & re-contact cases opened by age category and year

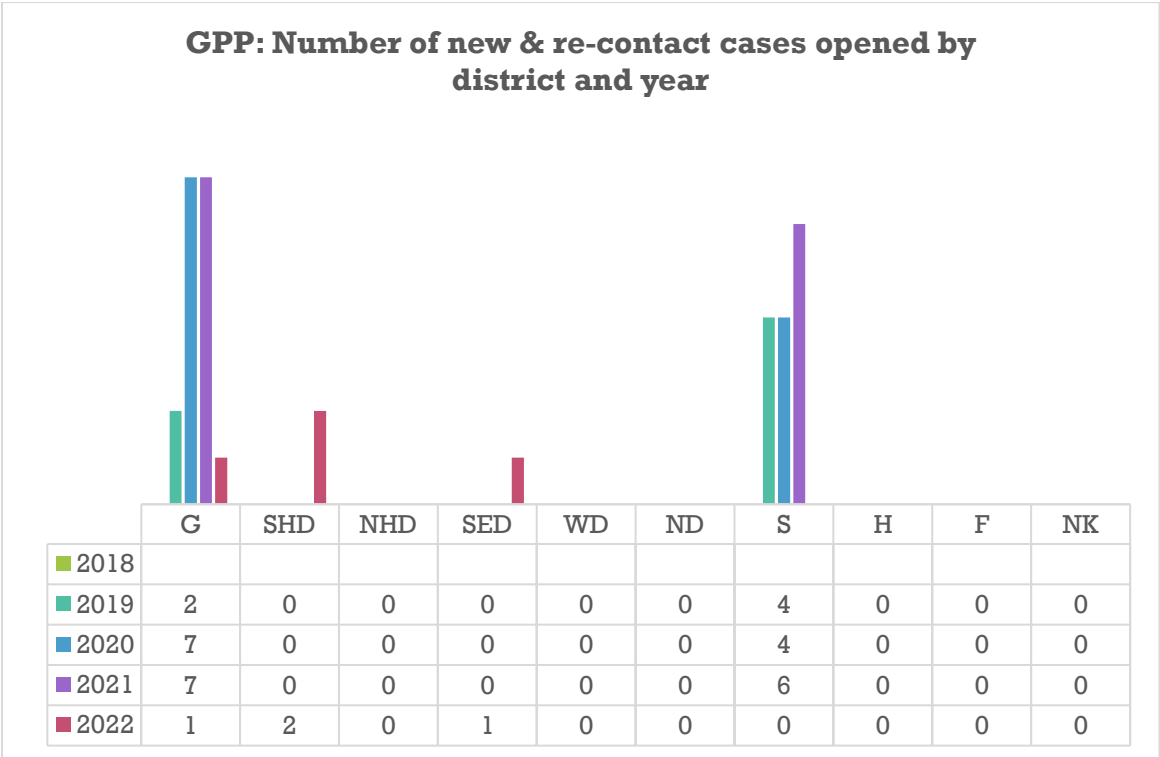
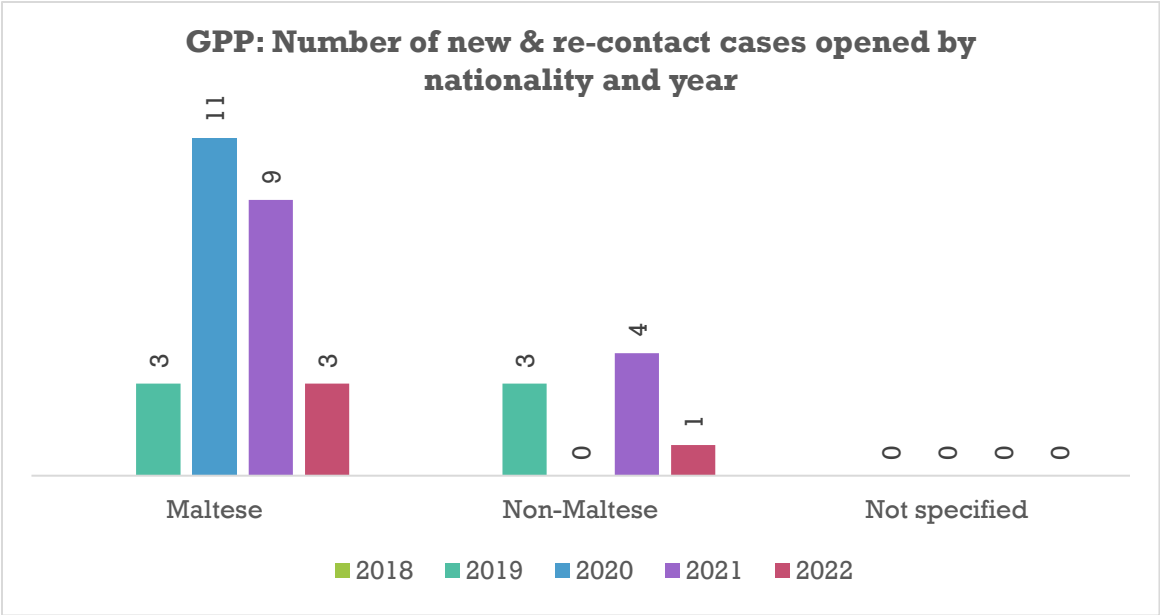


Graph Key⁵⁷

**Gozo Prison: Number of new & re-contact cases opened by age category and gender
January – December 2022**

	Male	Female	X	Unborn	Not specified	Total
≤17	0	0	0	-	0	0
18-19	0	0	0	-	0	0
20-24	1	0	0	-	0	1
25-29	0	1	0	-	0	1
30-34	0	0	0	-	0	0
35-39	0	1	0	-	0	1
40-44	0	0	0	-	0	0
45-49	0	0	0	-	0	0
50-54	0	0	0	-	0	0
55-59	0	0	0	-	0	0
≥60	1	0	0	-	0	1
Not specified	0	0	0	-	0	0
Total	2	2	0	-	0	4

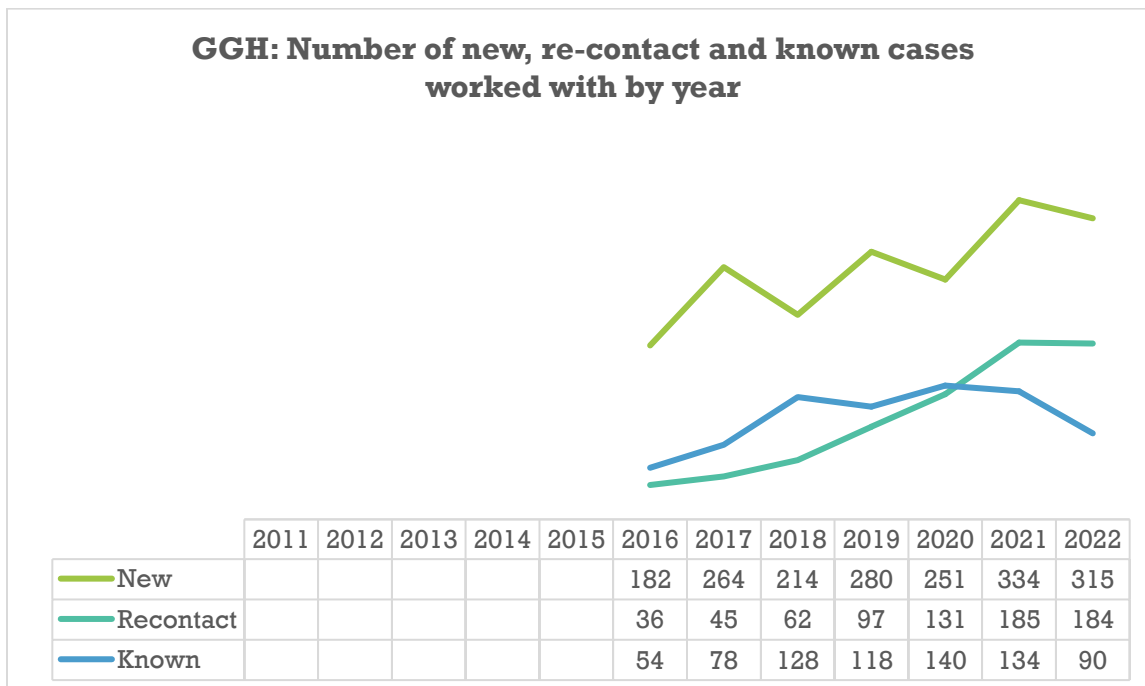
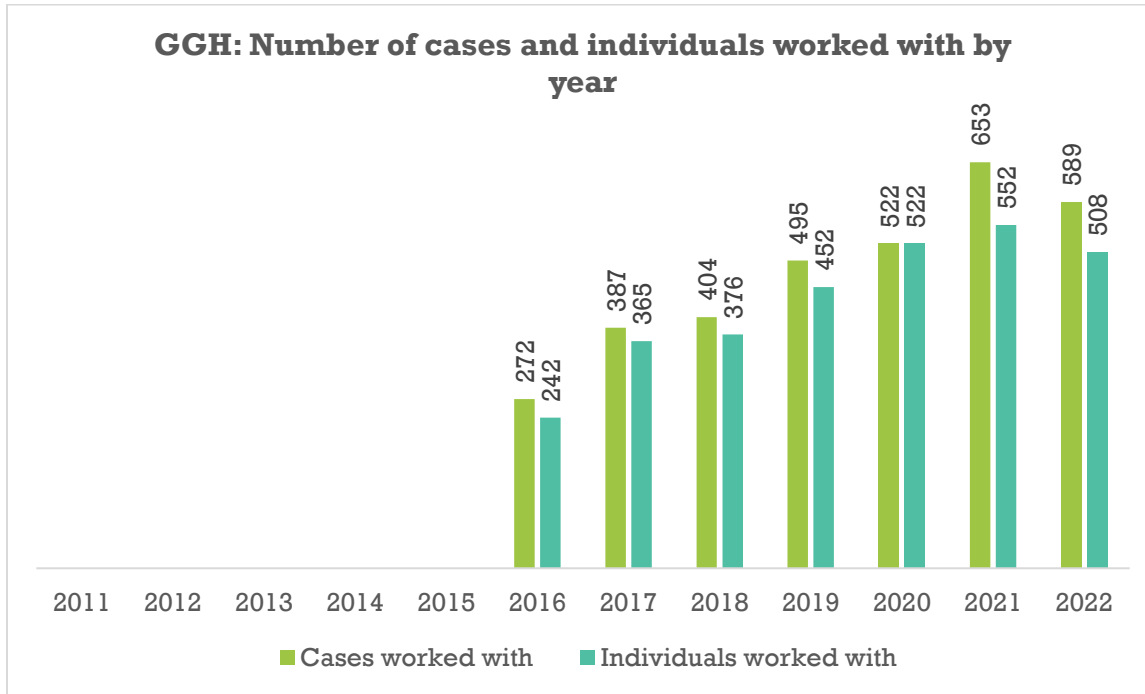
⁵⁷ NK: Not Specified.



Graph Key⁵⁸

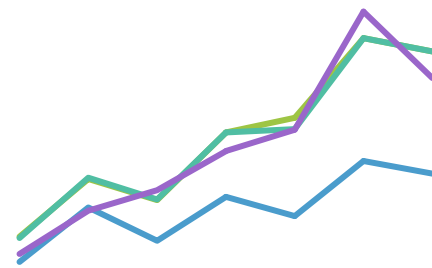
⁵⁸ SHD: Southern Harbour District; NHD: Northern Harbour District; SED: Southern Eastern District; ND: Northern District; WD: Western District; G: Gozo; S: Shelter/Institution; F: Foreign Residence; NK: Not Specified.

Gozo General Hospital Social Work Service (GGH) Case Activity⁵⁹



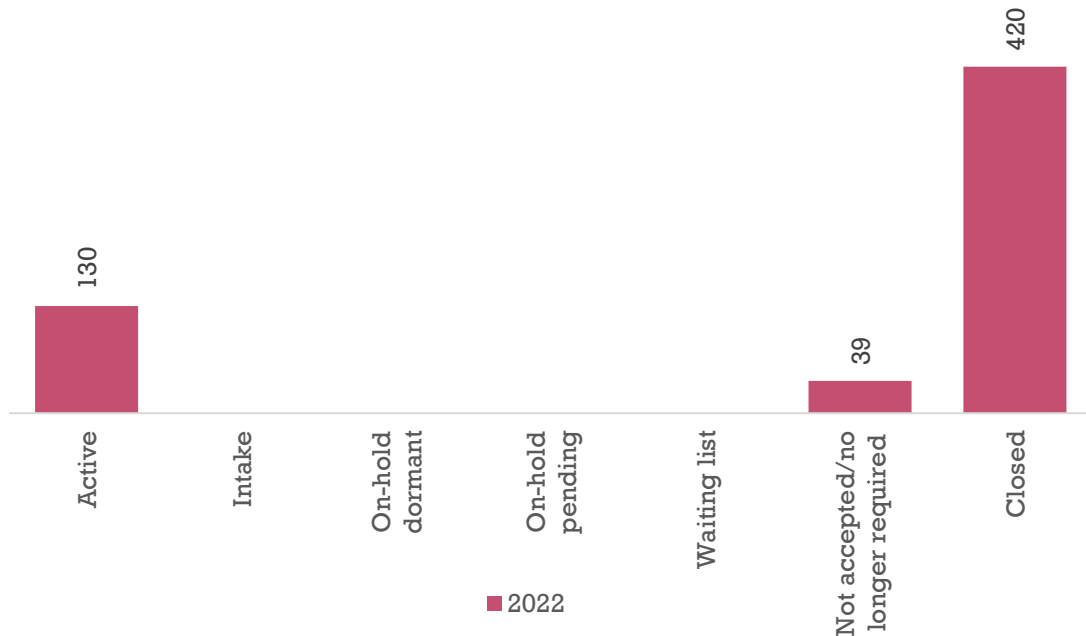
⁵⁹ Service started reporting in 2016.

GGH: Number of referred, new & re-contact, new and closed cases by year



	2011	2012	2013	2014	2015	2016	2017	2018	2019	2020	2021	2022
Referred cases						220	307	275	377	399	519	499
New & recontact cases						218	309	276	377	382	519	499
New cases						182	264	214	280	251	334	315
Closed cases						194	259	290	349	381	559	459

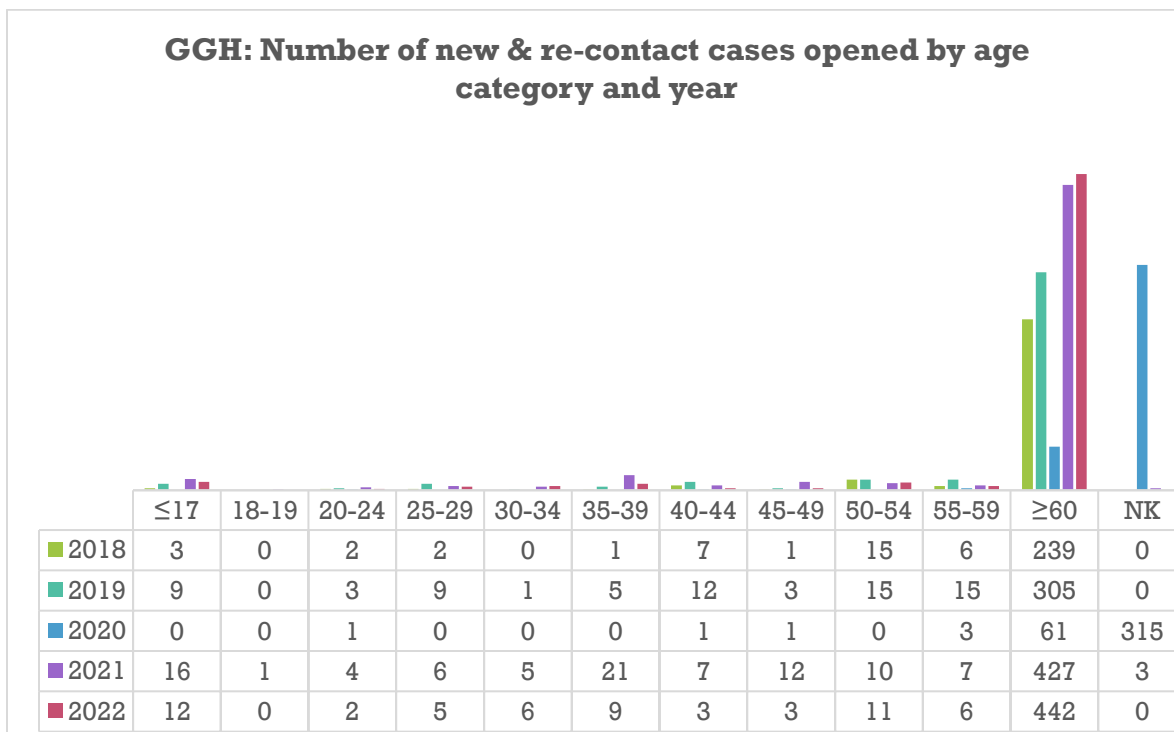
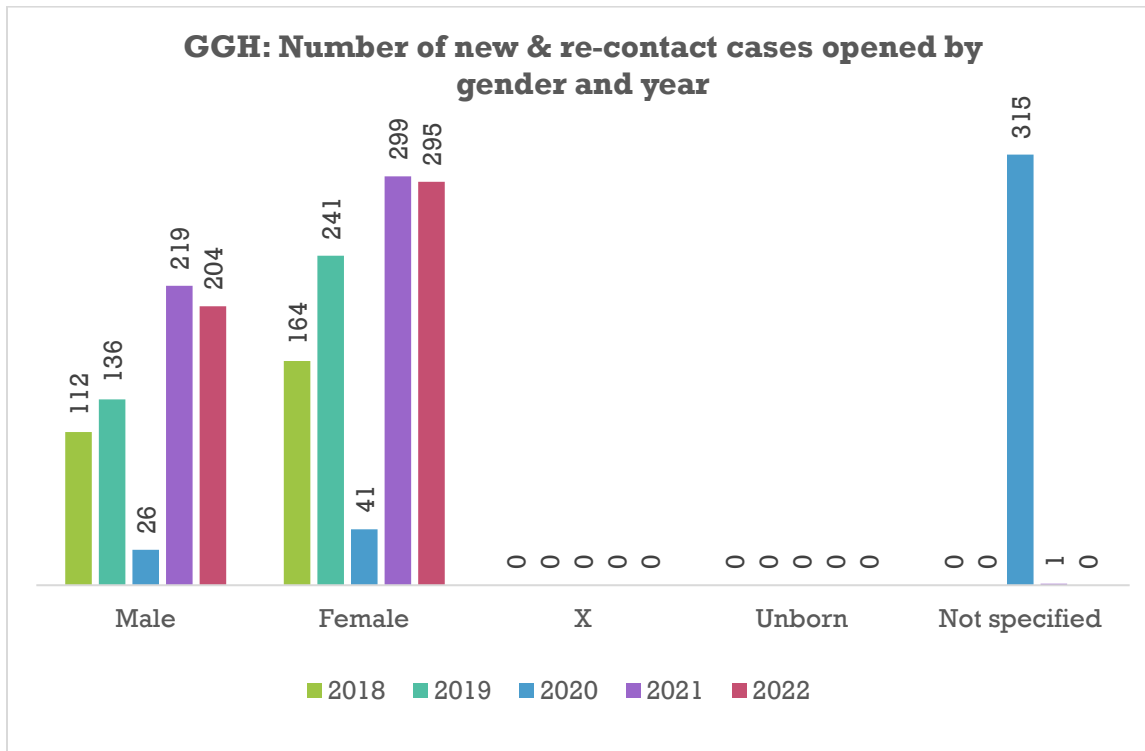
GGH: Case state at the end of the reporting period



Note⁶⁰

⁶⁰ The waiting list provides the number of service users who were assessed and found to be at a low risk, have no immediate requirements and/or are awaiting the next available appointment/programme. They will still be monitored and provided services but at a lower intensity than an active case.

Details Regarding New and Re-contact Cases Opened

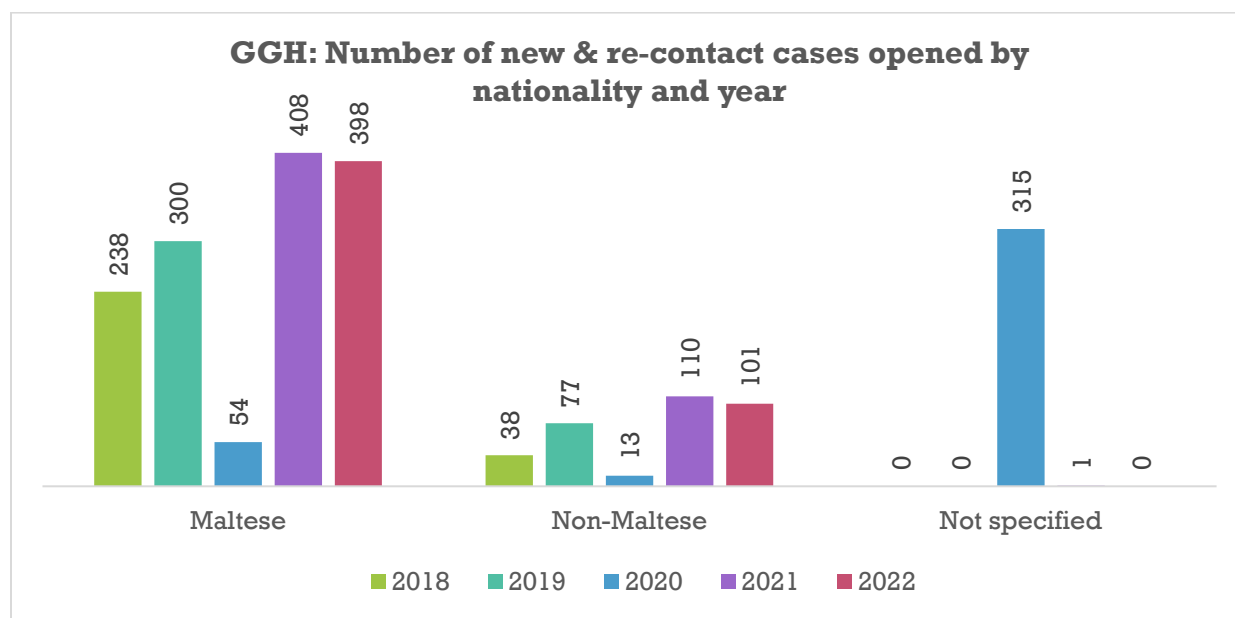


Graph Key⁶¹

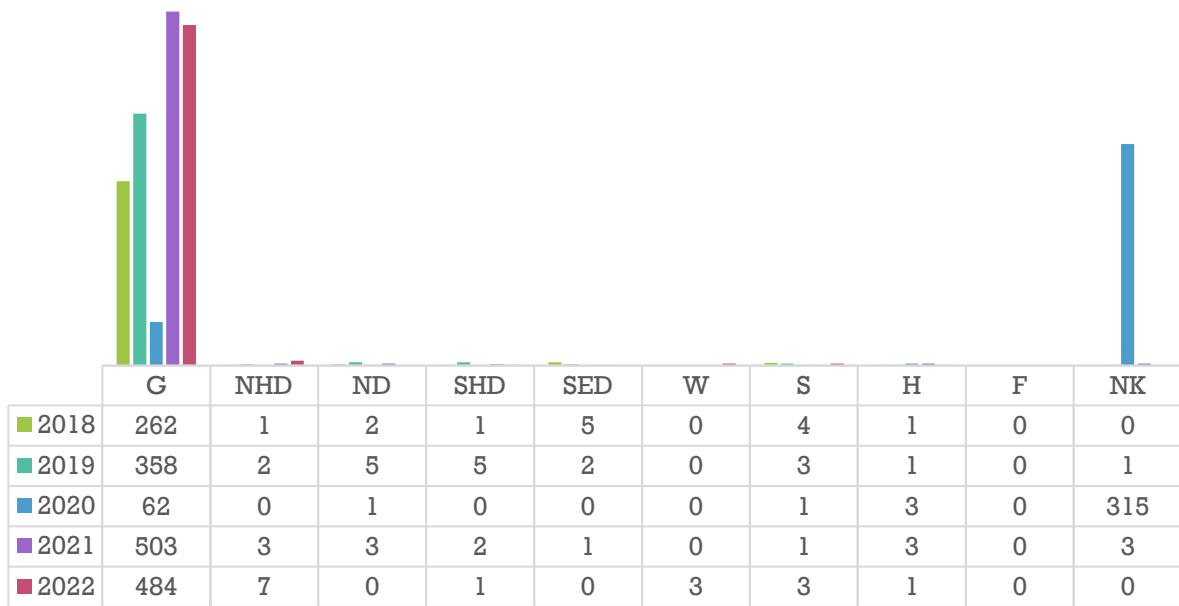
⁶¹ NK: Not Specified.

GGH: Number of new & re-contact cases opened by age category and gender
January – December 2022

	Male	Female	X	Unborn	Not specified	Total
≤17	6	6	0	-	0	12
18-19	0	0	0	-	0	0
20-24	0	2	0	-	0	2
25-29	3	2	0	-	0	5
30-34	1	5	0	-	0	6
35-39	4	5	0	-	0	9
40-44	1	2	0	-	0	3
45-49	2	1	0	-	0	3
50-54	3	8	0	-	0	11
55-59	4	2	0	-	0	6
≥60	180	262	0	-	0	442
Not specified	0	0	0	-	0	0
Total	204	295	0	-	0	499



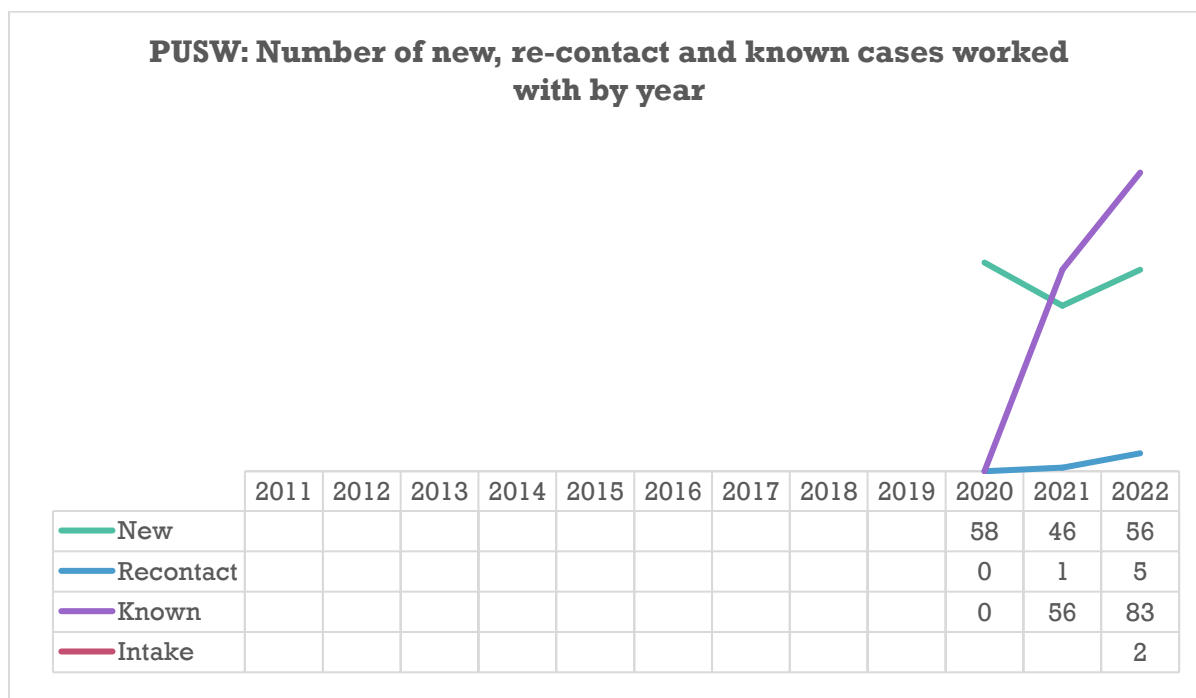
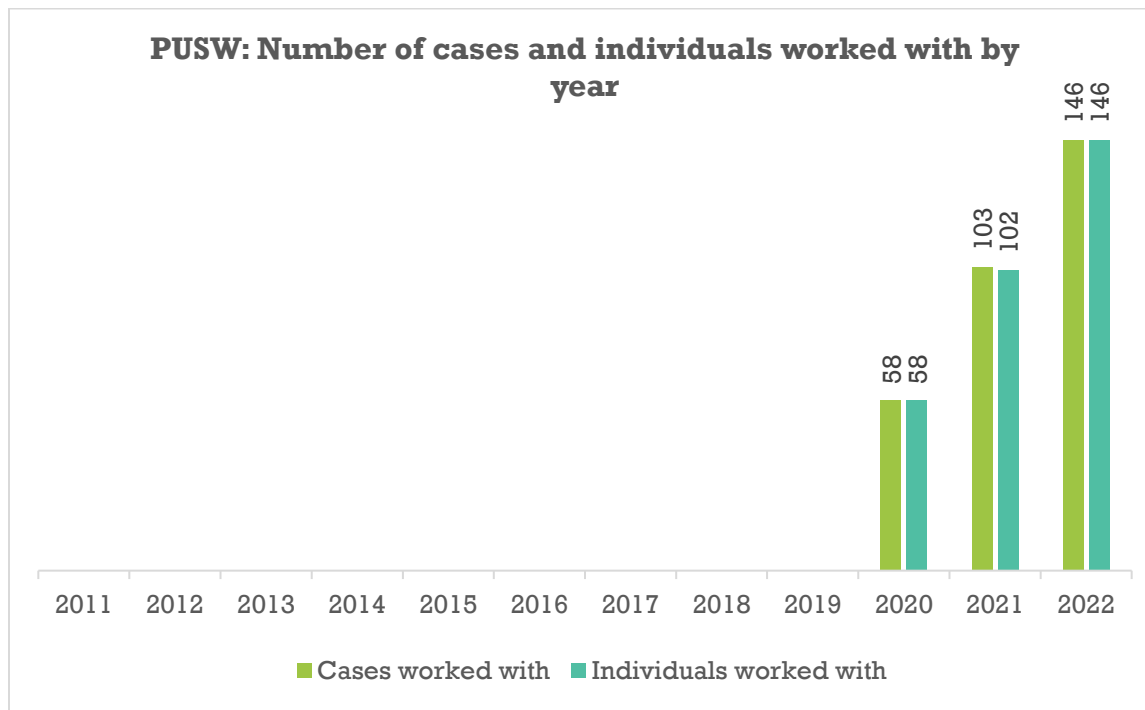
GGH: Number of new & re-contact cases opened by district and year



Graph Key⁶²

⁶² SHD: Southern Harbour District; NHD: Northern Harbour District; SED: Southern Eastern District; ND: Northern District; WD: Western District; G: Gozo; S: Shelter/Institution; F: Foreign Residence; NK: Not Specified.

Gozo General Hospital – Psychiatric Unit Social Work Service (PUSW) Case Activity⁶³

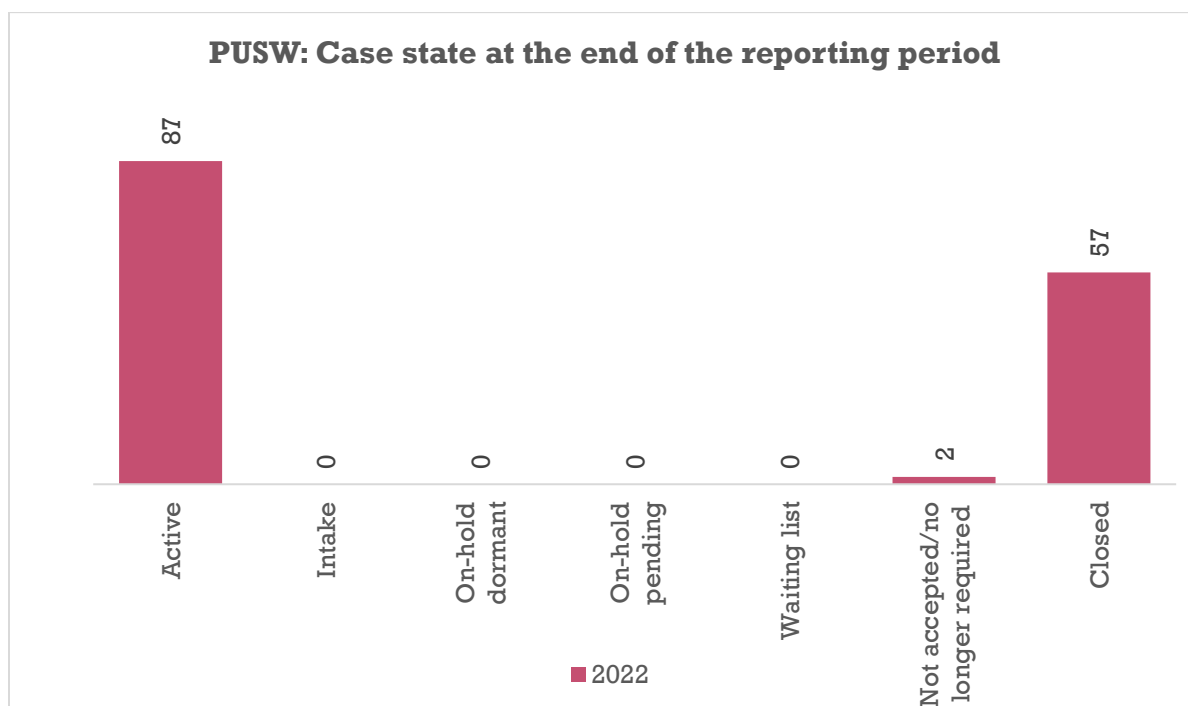


⁶³ Service started reporting in 2020.

PUSW: Number of referred, new & re-contact, new and closed cases by year



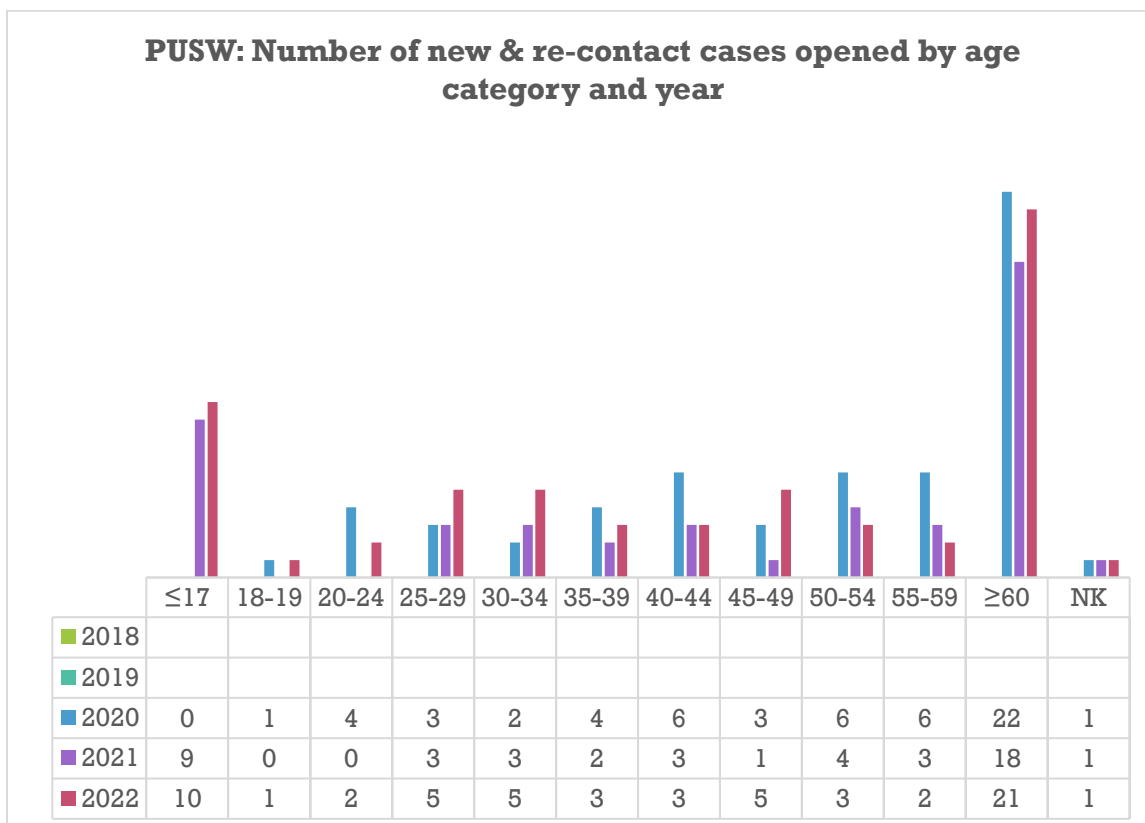
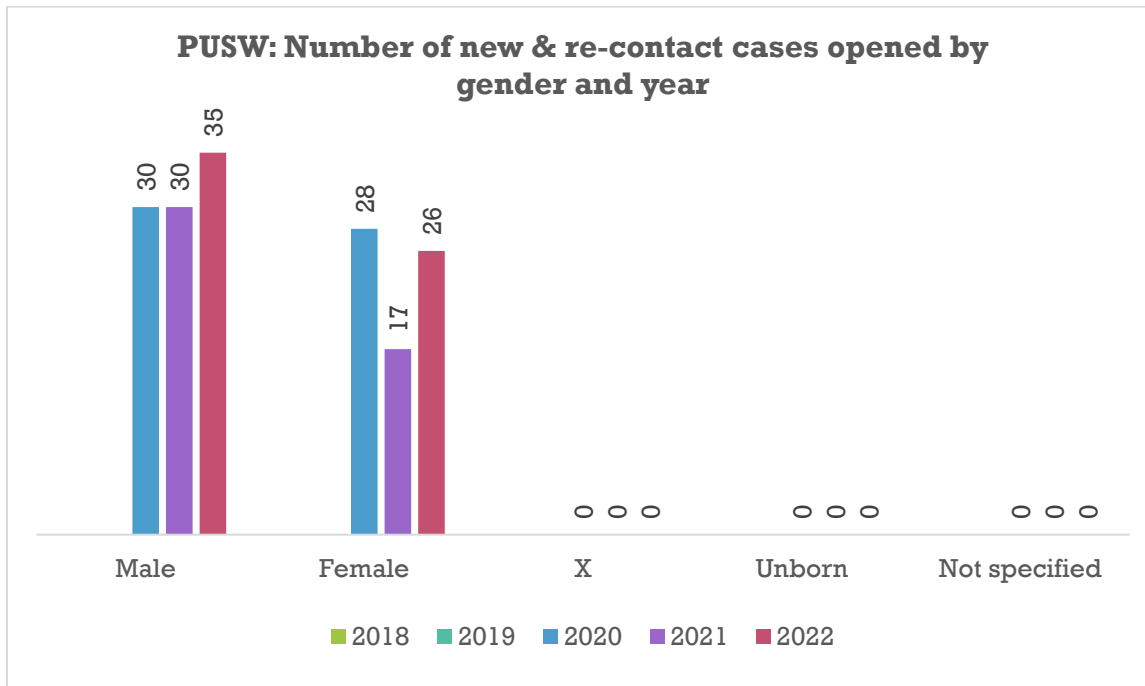
PUSW: Case state at the end of the reporting period



Note⁶⁴

⁶⁴ The waiting list provides the number of service users who were assessed and found to be at a low risk, have no immediate requirements and/or are awaiting the next available appointment/programme. They will still be monitored and provided services but at a lower intensity than an active case.

Details Regarding New and Re-contact Cases Opened



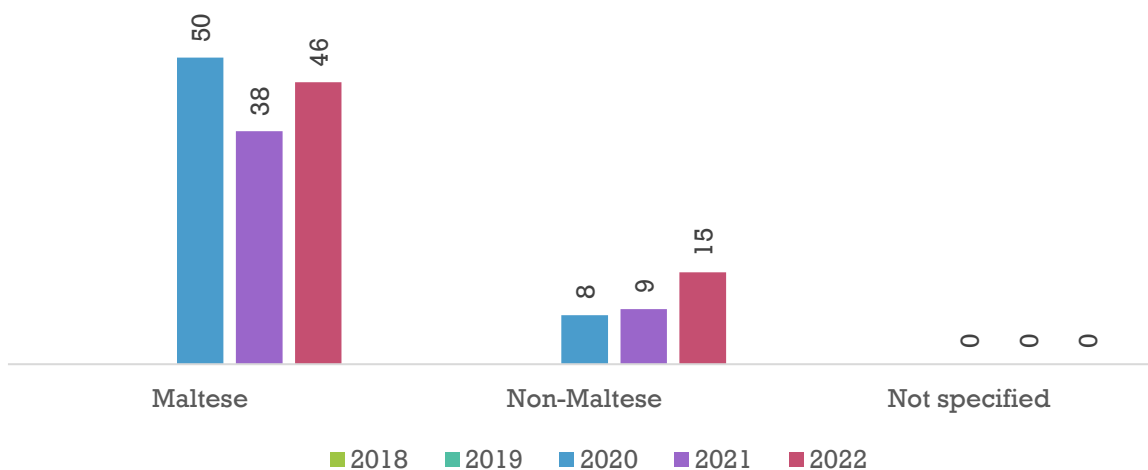
Graph Key⁶⁵

⁶⁵ NK: Not Specified.

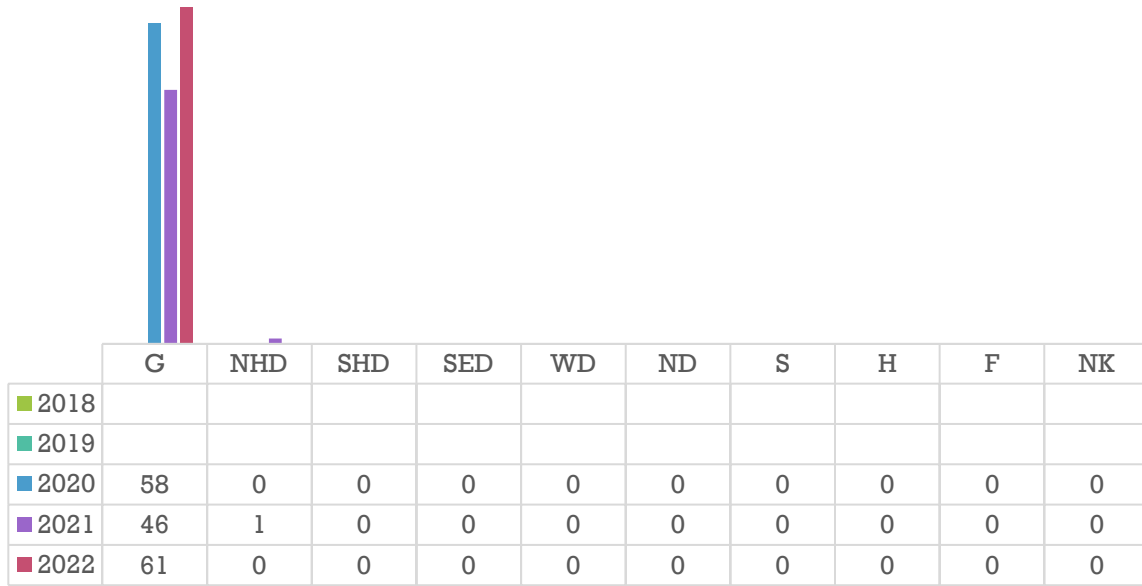
PUSW: Number of new & re-contact cases opened by age category and gender
January – December 2022

	Male	Female	X	Unborn	Not specified	Total
≤17	4	6	0	0	0	10
18-19	1	0	0	0	0	1
20-24	1	1	0	0	0	2
25-29	3	2	0	0	0	5
30-34	5	0	0	0	0	5
35-39	1	2	0	0	0	3
40-44	2	1	0	0	0	3
45-49	3	2	0	0	0	5
50-54	1	2	0	0	0	3
55-59	2	0	0	0	0	2
≥60	11	10	0	0	0	21
Not specified	1	0	0	0	0	1
Total	35	26	0	0	0	61

PUSW: Number of new & re-contact cases opened by nationality and year



PUSW: Number of new & re-contact cases opened by district and year



Graph Key⁶⁶

⁶⁶ SHD: Southern Harbour District; NHD: Northern Harbour District; SED: Southern Eastern District; ND: Northern District; WD: Western District; G: Gozo; S: Shelter/Institution; F: Foreign Residence; NK: Not Specified.

Appendix

Glossary of Terms

Variable	Definition
Cases worked with	The total number of service user cases that were new, re-contact or known in the reporting year and intake cases still on intake at the end of the reporting period. This does not indicate the number of individuals as some individuals could attend the service more than once in the same reporting year. For example, 1 individual may have re-contacted the service 3 times in the same year and would account for 3 cases worked with in the same year.
Individuals worked with	The total number of individual service users whose case was new, re-contact or known at least once in the year and intake cases still on intake at the end of the reporting period. This excludes cases re-opened in the same year for the same person.
New case	A case that was opened or activated for the first time ever within the reporting year and that was never previously worked with.
Re-contact case	A case that was worked with and closed in the past and has been re-activated or re-opened within the current reporting year.
Known case	Cases that were activated or opened in the previous reporting years and that are still active in the current reporting year. This may also be referred to as cases carried over from previous years.
Intake case	When a case is referred to the service it is placed on intake (intake is the initial state for every case). At this stage information is gathered to address any immediate needs and to determine whether a case will be assigned to a professional, placed on the waiting list, opened, or closed from intake. If a case is not a known case or opened case within the reporting period it remains an intake case.
Waiting list	Intake cases are placed on the waiting list when it is determined that the person would benefit from accessing the service, but the service cannot be provided immediately. This can be due to various factors such as, but not limited to, space limitations, further assessments required or further feedback from the service user is required.
Referred case	When a case was referred to the unit. A referral is when an individual's details have been given to the services by another person or the service users themselves to request assistance. A case may be referred more than once in a year. Some cases may be referred and placed on a waiting list or not taken up because the service was not appropriate for the person's needs.
New & re-contact case	When a case was opened or allocated. This includes new cases (first ever contact with the service) and re-opened cases (cases worked with in the past) and so the same individual may be seen more than once in a year.
Closed case	When a case was closed or terminated. The same case may be closed more than once in a year if the case was re-opened in the same year.
Case state	The state of the case at the end of the reporting period. Cases can be active, closed, intake, on-hold, waiting list or not accepted/no longer required. For example, a case may start the reporting period as a known active case but by the end of the reporting period, the case was closed so the case state is now reported as closed.
Active state	A case state where the case was opened in the year and still open by the end of the reporting period.
Closed state	A case state where the case was opened in the year but closed by the end of the reporting period.
Intake state	A case state where the case was on intake in the year and still on intake by the end of the reporting period.

On-hold state	A case state where the case was opened in the year but put on hold by the end of the reporting period. The reason it is placed on hold can be: - Pending: cases where all activity stops pending the action of another service. E.g., the case is pending outcomes from the child protection investigations. - Dormant: cases which must remain active but very little to no work is required. This generally occurs when a case is awaiting uptake by another service.
Waiting list state	A case state where the case was on the waiting list in the year and still on the waiting list by the end of the reporting period.
Not accepted/no longer required state	A case state where the case was on intake or the waiting list in the year but closed by the end of the reporting period. Such cases are usually closed because an assessment during intake resulted in the service not being appropriate, the alleged issues were not confirmed, the service user no longer requests the service, or the service user refused to attend.
Global/family cases	Service users' cases may be grouped under a global/family case, particularly when the service works with families. A global/family case may consist of: - 1 service user case: One individual who attends in the year on their own without any other family member, or - 2 or more service users' cases: Several individuals identified as part of the same family attending in the year.
Gender	Gender is reported as male, female, X, unborn or not specified. "X" means a gender that is not exclusively male nor female. Unborn refers to service users still existing in the mother's womb.
Primary problem	Service users often present a complexity of issues. The primary issue is the only, main, or first issue recorded as identified by the service user or the professional.
Not specified	A variable that cannot be specified since the information is not available or the service user was unwilling to provide the information.
Other	Treatment, issue or location not elsewhere specified.

Maltese Districts

District	Towns
Northern Harbour District	Birkirkara, Gzira, Hamrun, Msida, Pembroke, Pieta, Qormi, San Giljan, San Gwann, Santa Venera, Sliema, Swieqi, Ta Xbiex.
Southern Harbour District	Birgu, Bormla, Fgura, Floriana, Isla, Kalkara, Luqa, Marsa, Paola, Santa Lucija, Tarxien, Valletta, Xaghjra, Zabbar.
South Eastern District	Birzebuggia, Ghaxaq, Gudja, Kirkop, Marsaskala, Marsaxlokk, Mqabba, Qrendi, Safi, Zejtun, Zurrieq.
Western District	Attard, Balzan, Dingli, Iklin, Lija, Mdina, Mtarfa, Rabat, Siggiewi, Zebbug.
Northern District	Gharghur, Mellieha, Mgarr, Mosta, Naxxar, San Pawl il Bahar.
Gozo and Comino	Rabat, Fontana, Ghajnsielem, Gharb, Ghasri, Kercem, Munxar, Nadur, Qala, San Lawrenz, Sannat, Xaghra, Xewkija, Zebbug, Comino.
Homeless	Not residing within any residence.
Shelter/institution	Resides in a residential home (e.g., elderly home), shelter (e.g., Ghabex or YMCA), correctional facility or medical facility (e.g., Mount Carmel Hospital).
Foreign residence	Resides in a foreign country and is in Malta for a short stay.

Service Descriptions

Service	Description
Generic Social Work Service	Provides social work support to individuals and families on a wide range of issues.
Emergency On-Call Service	The Team assists and accompanies individuals facing emergency social situations after office hours including weekends and public holidays. Such situations include domestic violence, homelessness, family disputes, sexual abuse of minors, child protection, neglect, shortage of food and mental health issues.
Marsalforn Community Service	Provides generic social work interventions to the Marsalforn communities.
Home-Based Therapeutic Service	An outreach service offering therapeutic support and parenting to multi-stressed families within their communities.
Psychological Service	Provides psychological interventions to service users and their significant others.
Looked After Children - Gozo	The main objective of the service is to provide social work intervention to children who are in the out-of-home care system in Gozo, i.e. those in residential and foster care.
Fostering Service – Gozo	The aim of this service is to promote fostering, to train and licence potential foster carers and to assist foster carers in their requirements. Their focus is on persons residing in Gozo.
Home-Start – Gozo	Offers support, friendship, and practical help to families with young children under 5 years of age. To help give children the best possible start in life, Home-Start Gozo supports parents as they grow in confidence, strengthen their relationships with their children and widen their links within the local community.
Court Service	The Court Service focuses mostly on presenting social work court reports as requested by the Courts of Gozo.
Supervised Access Visits Service	Provides supervised access visits to non-custodial parents and relatives. These visits are held on a regular basis and are very often regulated by a Court decree or requested by the Children and Young Persons Advisory Board.
Prevention Services	Offer programmes to children and youths aimed to help them develop positive life skills. Programmes are delivered by trained Sedqa facilitators during which children and youths learn about their self-image and feelings, decision making, peer pressure, coping skills, alcohol, tobacco, wise use of medicinals and getting help.
Gozo Prison Project	The service aims to support inmates from Gozo to integrate back to society, to function better within the community, to build support networks and to make use of services available. The service also aims to support and guide the inmate's family when facing difficulties in society.
Gozo General Hospital Social Work Service	The service caters for patients referred from the various wards of the general hospital and aims to enhance the quality of the service user's stay at the hospital and facilitate their transition from hospital to home or to other services.
Gozo General Hospital – Psychiatric Unit Social Work Service	Social workers assist the service users attending the Psychiatric Unit at the Gozo General Hospital with any social issues faced.



FSWS Research Team

Vision Statement

Research that educates, inspires, and informs quality responses to improve the wellbeing of children, families, and communities.

Mission Statement

To contribute to a knowledge base that informs responses to social needs through high quality research.



Foundation for Social Welfare Services
Here for you

FSWS
212, Cannon Road, Santa Venera, SVR 9034
Tel: 356 2258 8900
www.fsws.gov.mt
E-mail: research.fsws-headoffice@gov.mt

Report designed by Christine Marchand-Agius