

# Nationalities in contact with FSWS services

Cases opened in 2021



Foundation for Social  
Welfare Services



Foundation for Social Welfare Services

Thomas Buttigieg  
Stephanie Dimech

# Table of Contents

Introduction .....	3
List of abbreviations .....	3
Cases opened by nationality.....	4
Total number of cases opened (new & re-contact cases) at the Foundation for Social Welfare Service (FSWS) by year .....	4
Number of cases opened at FSWS by nationality and year .....	4
Nationalities in contact with FSWS during 2021 .....	6
Number of cases worked with at FSWS in comparison to NSO data on the population in Malta .....	6
World map showcasing non-Maltese nationalities of cases opened in 2021 at FSWS .....	7
Number of cases opened at FSWS by Continent of Nationality and year .....	9
Number of cases opened at FSWS among European nationals in 2021 (excluding Maltese).....	10
Nationality by demographic factors .....	11
Number of new and recontact female service users from 2017 to 2021.....	11
Number of male service users from 2017 to 2021 .....	11
Number of cases opened at FSWS by nationality and sex in 2021.....	12
Number of cases opened at FSWS by nationality and sex from 2017 to 2021 .....	12
Number of cases opened at FSWS by sex and continent of nationality in 2021 .....	13
Number of cases opened at FSWS by nationality and district of residence in 2020 and 2021.....	14
Number of cases opened by nationality and primary problem in 2021.....	15
Top 10 of total cases opened by nationality and primary problem in 2020 and 2021 .....	16
Difficulties faced new and recontact service users by continent of nationality in 2021.....	17
Employment issues in comparison to Jobsplus statistics .....	18
Percentage of unemployed Maltese and Non-Maltese.....	18
Percentage of non-Maltese nationals registered as unemployed with Jobsplus by continent of nationality (2021).....	18
Percentage of non-Maltese FSWS service users with employment issues as their primary problem in 2021.....	19
Appendix .....	21

# Introduction

The aim of this report is to provide an overview of the nationalities of FSWS service users and examine trends over time. This report provides a snapshot of the cases opened (both new and re-contact cases) at FSWS by nationality of service users, where available. One should bear in mind that the same service user could have had multiple cases opened within multiple services at the same time so there will be some duplicate cases. It should also be noted that in 2020 and 2021, FSWS saw a large decrease of not known cases which will also differentiate how the data is viewed. In cases of a service user holding dual nationalities, the service user specifies which nationality he or she prefers to be listed under

The data was mainly analysed by continent of nationality. In some instances, the data was stratified as Maltese and non-Maltese. The data was also presented as European (EU) referring to European services users with nationality from countries within the European Union and European (non-EU), referring to those outside the EU. For the purpose of this report, the data related to the United Kingdom was categorised as Europe (EU) from 2017 to 2019, and Europe (non-EU) from 2020 to 2021. This is considered as one of the limitations of the report as increases in European services users outside the EU, account largely due to this shift.

England, Scotland, Northern Ireland and Wales are considered as countries in their own right. However, in this report when presenting data classified by countries, the term United Kingdom is used. When referring to nationality of service users, the respective nationalities based on that nationality specified by the service users are used (i.e. British, Scottish and Welsh).

The term 'Not Known' in the report refers to cases where the nationality has not been recorded at all and we do not know whether the service user is Maltese or non-Maltese. The term 'Other Not Known' refers to cases where nationality has been recorded as non-Maltese, but the specific nationality was not recorded.

This report was compiled and written by Thomas Buttigieg and Stephanie Dimech.

## List of abbreviations

EU: European Union

G: Gozo

ND: Northern District

NHD: Northern Harbour District

NK: Not Known

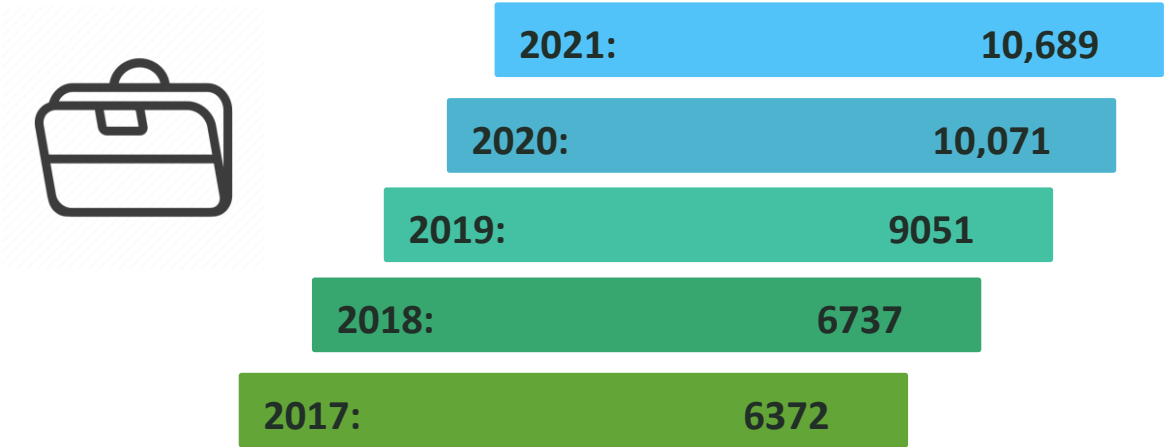
SED: Southern Eastern District

SHD: Southern Harbour District

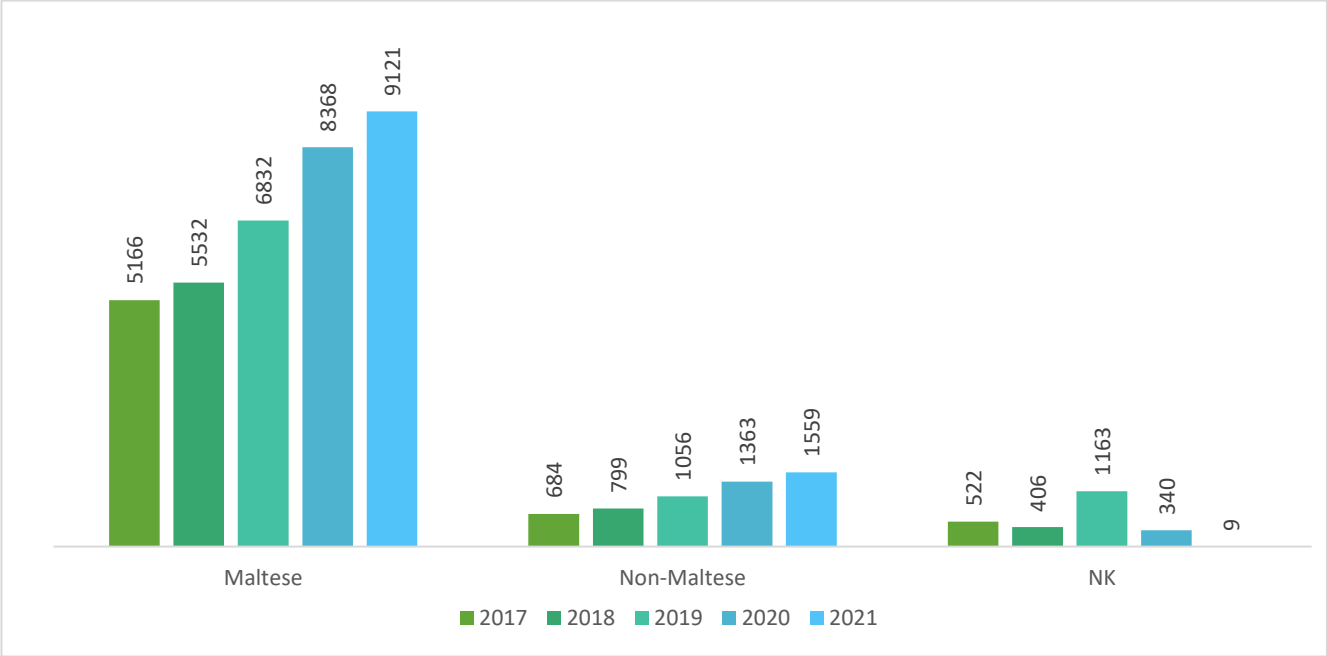
WD: Western District

# Cases opened by nationality

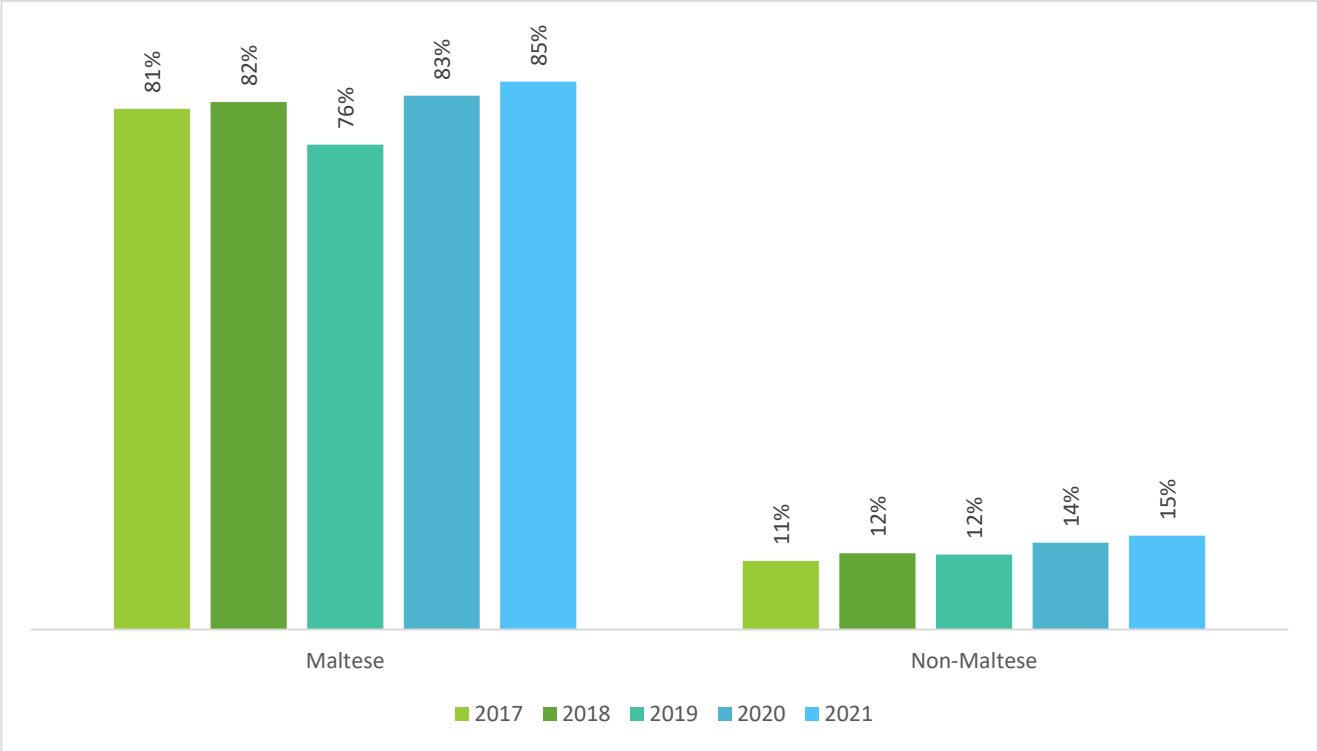
Total number of cases opened (new & re-contact cases) at the Foundation for Social Welfare Service (FSWS) by year



## Number of cases opened at FSWS by nationality and year

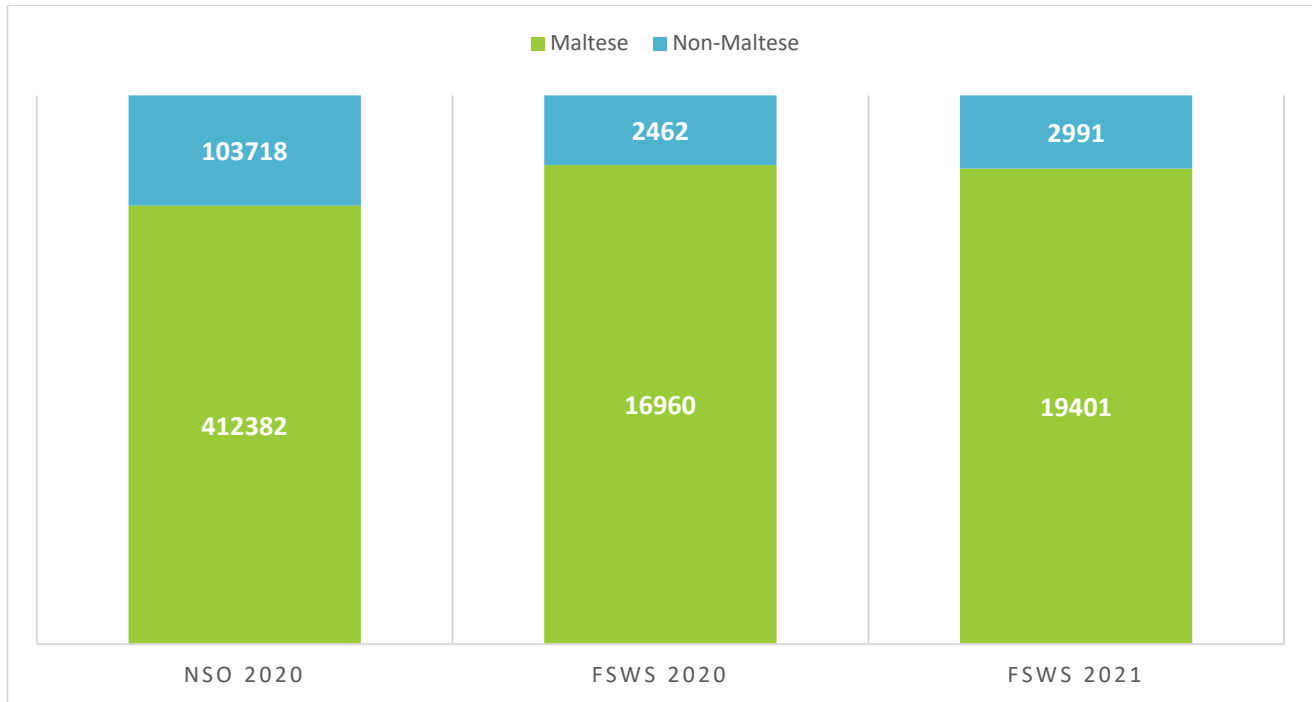


# Percentage of cases opened at FSWS by nationality and year




# Nationalities in contact with FSWS during 2021


Number of cases worked with at FSWS in comparison to NSO data on the population in Malta



The latest data available from National Statistics Office (NSO) captures the population in Malta in 2020. According to NSO, in 2020, 20.1% of the population in Malta were non-Maltese. In comparison 12% of cases worked with at FSWS in 2020, and 13% in 2021 were non-Maltese.



1 in 5 of people residing in Malta were non-Maltese according to NSO 2020 data.

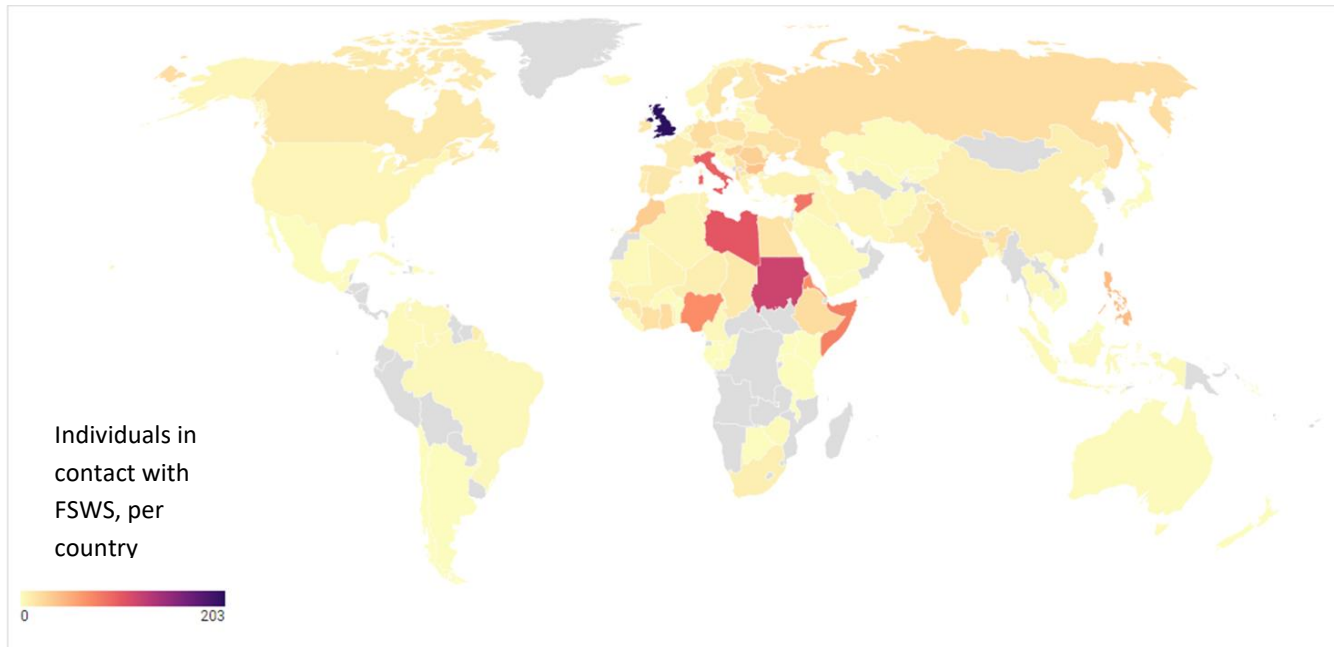


1 in 8 of cases worked with at FSWS in 2020 and 2021 were non-Maltese.

In 2020, non-Maltese cases worked with at FSWS accounted for 2% of the non-Maltese population in Malta as reported by NSO in 2020, and 3% for cases worked with in 2021.

In 2020, Maltese cases worked with at FSWS accounted for 4% of the Maltese population in Malta as reported by NSO in 2020, and 5% for cases worked with in 2021.

## World map showcasing non-Maltese nationalities of cases opened at FSWS in 2021



Service users assisted by FSWS have various nationalities from countries encompassing all continents, as can be seen in the above diagram.

The largest number of non-Maltese service users in 2021 were from the following countries:

- **United Kingdom including Scotland and Wales (203 cases)**
- **Sudan (117 cases)**
- **Libya (101 cases)**
- **Italy (95 cases)**
- **Syria (82 cases)**

## Number of most common non-Maltese nationalities among new and recontact cases within FSWS in 2021 in comparison to 2017 onwards

	*British	Sudanese	Libyan	Italian	Syrian	Somali	Eritrean	Nigerian	Filipino	Bulgarian
<b>2017</b>	73	7	48	30	22	39	41	24	8	22
<b>2018</b>	92	1	62	38	42	36	40	42	19	16
<b>2019</b>	166	11	85	57	50	38	59	54	19	36
<b>2020</b>	194	21	58	85	70	70	80	58	26	41
<b>2021</b>	<b>195</b>	<b>117</b>	<b>101</b>	<b>95</b>	<b>82</b>	<b>75</b>	<b>67</b>	<b>67</b>	<b>40</b>	<b>36</b>

*\*does not include service users who identified themselves as Scottish or Welsh*

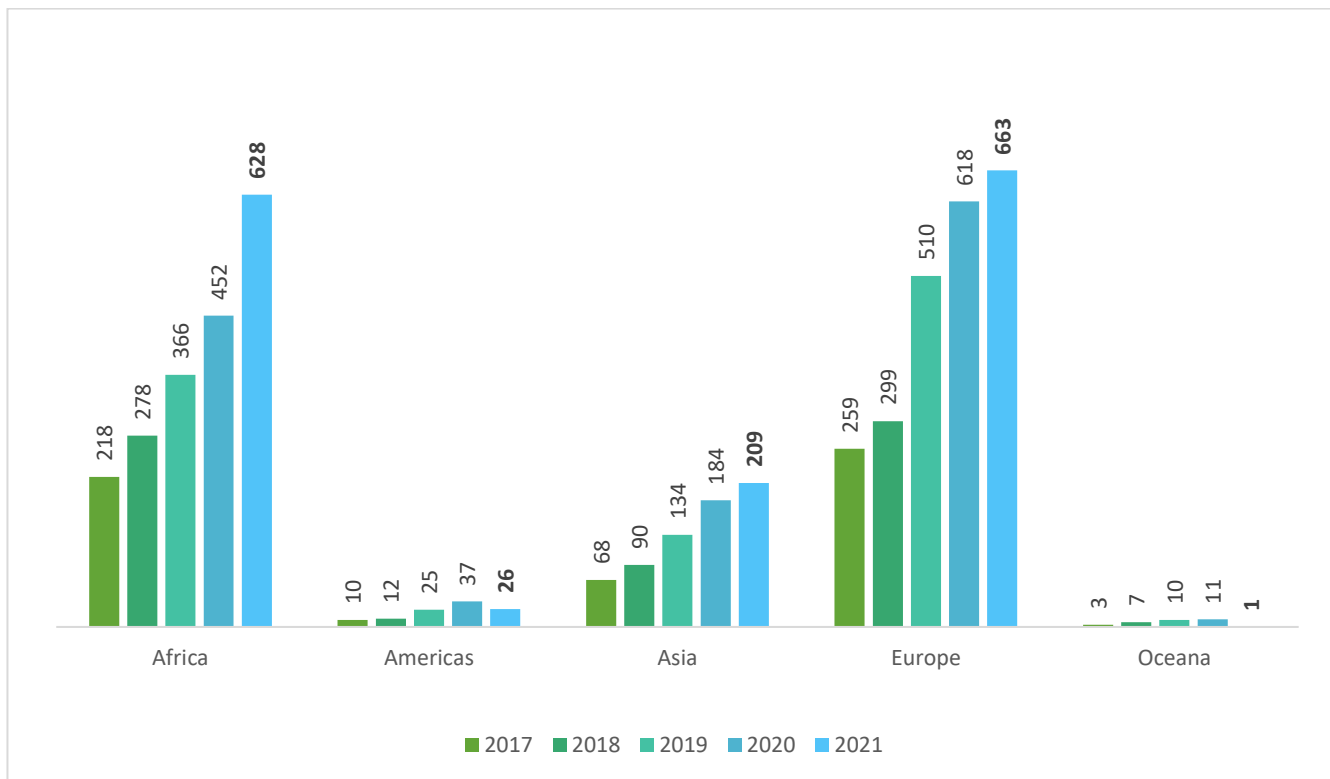
## In percentage form (percent of all new and recontact cases including Maltese cases)

	British	Sudanese	Libyan	Italian	Syrian	Somali	Eritrean	Nigerian	Filipino	Bulgarian
<b>2017</b>	1.1%	0.1%	0.8%	0.5%	0.3%	0.6%	0.6%	0.4%	0.1%	0.3%
<b>2018</b>	1.4%	0.0%	0.9%	0.6%	0.6%	0.5%	0.6%	0.6%	0.3%	0.2%
<b>2019</b>	1.8%	0.1%	0.9%	0.6%	0.6%	0.4%	0.7%	0.6%	0.2%	0.4%
<b>2020</b>	1.9%	0.2%	0.6%	0.8%	0.7%	0.7%	0.8%	0.6%	0.3%	0.4%
<b>2021</b>	<b>1.8%</b>	<b>1.1%</b>	<b>0.9%</b>	<b>0.9%</b>	<b>0.8%</b>	<b>0.7%</b>	<b>0.6%</b>	<b>0.6%</b>	<b>0.4%</b>	<b>0.3%</b>
<b>% diff. from 2020 to 2021</b>	<b>-0.1%</b>	<b>0.9%</b>	<b>0.4%</b>	<b>0.1%</b>	<b>0.1%</b>	<b>0.0%</b>	<b>-0.2%</b>	<b>0.0%</b>	<b>0.1%</b>	<b>-0.1%</b>

The highest number of non-Maltese service users are British. In 2021, a drastic increase was recorded in service users with African nationalities. In particular, Sudanese service users increased from 21 in 2020 to 117 in 2021 and Libyan service users increased from 58 to 101 respectively. FSWS has been working more closely with migrant related services and other NGOs, which could have contributed to the increases observed.

The top-ranking nationalities show that while FSWS receives service users of nationalities from all continents, the highest number of non-Maltese service users seeking FSWS services are nationals from European and African countries.

## Number of non-Maltese cases opened at FSWS by continent of nationality and year



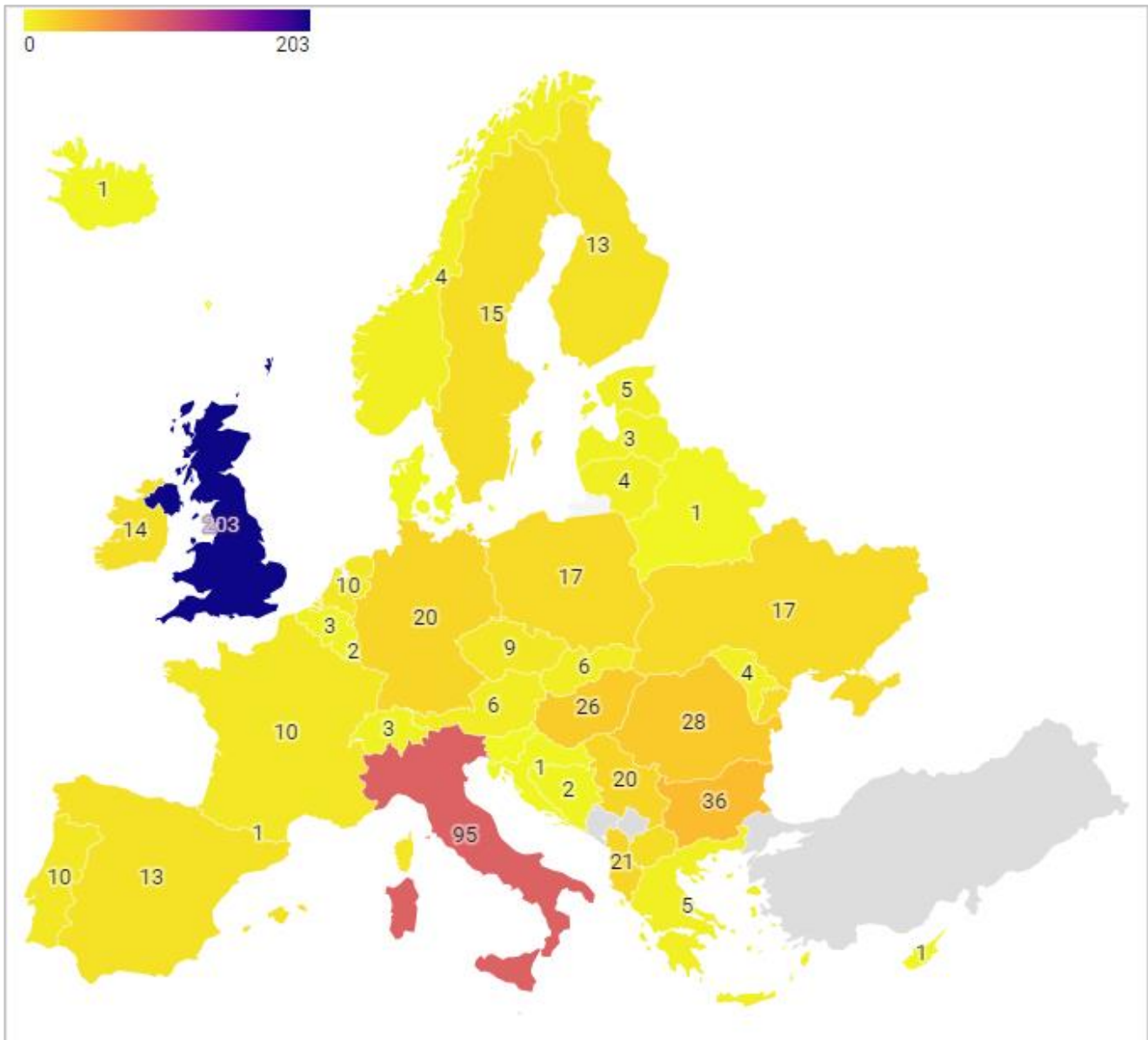
*Excluding Maltese and Not Known Cases*

After stratifying the data by continent, the largest number of service users have a European nationality, even when excluding Maltese nationals. In 2021, slightly more than half (353) of these European service-users, had an EU nationality.

Service users from Africa increased by 38% in 2021 (from 452 in 2020 to 628 in 2021), which was the highest increase when focusing on service users by continent.

Cases without a specified nationality also declined drastically in number, as nationality became a mandatory field in the FSWS Case Management System. This change might account, in part, for the increases in new and recontact cases of service users with nationalities from Africa, Asia, and Europe.

## Number of non-Maltese cases opened at FSWS among European nationals in 2021

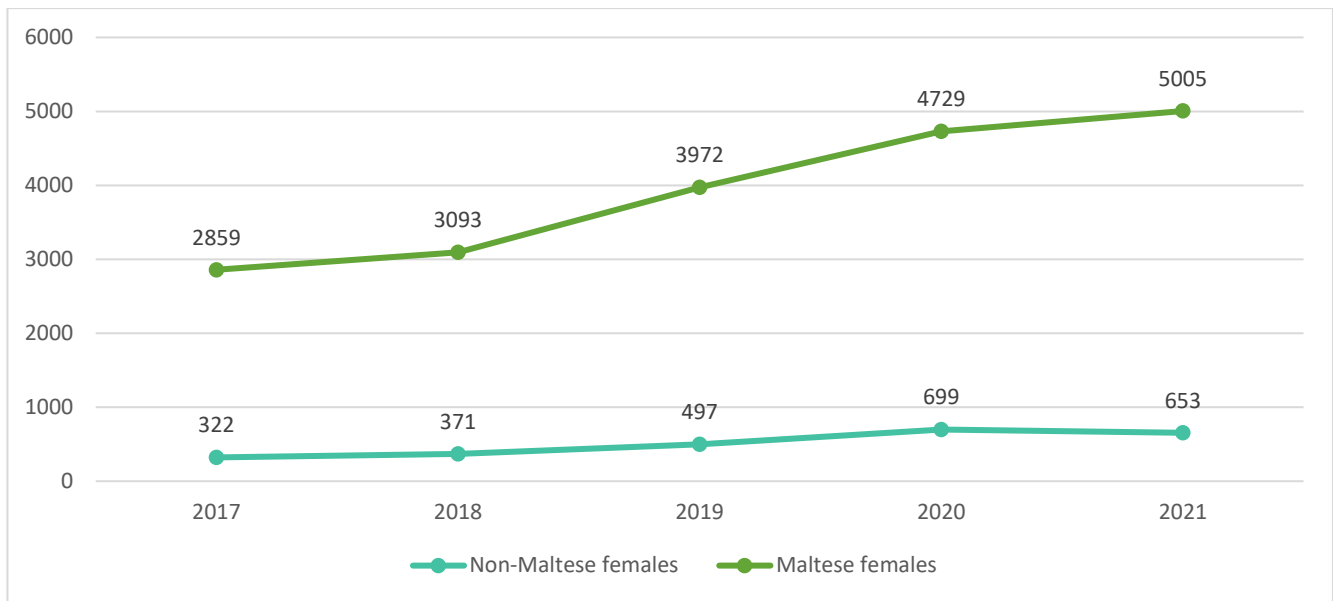


*European Map above does not include 19 service users from Russia.*

Individuals from European countries outside the European Union, have considerably increased in 2020 and 2021, due to the United Kingdom departing from the EU in the same year. The map shows that service users from the UK (including Scotland and Wales) accounted for the highest number of service users with a European nationality in 2021.

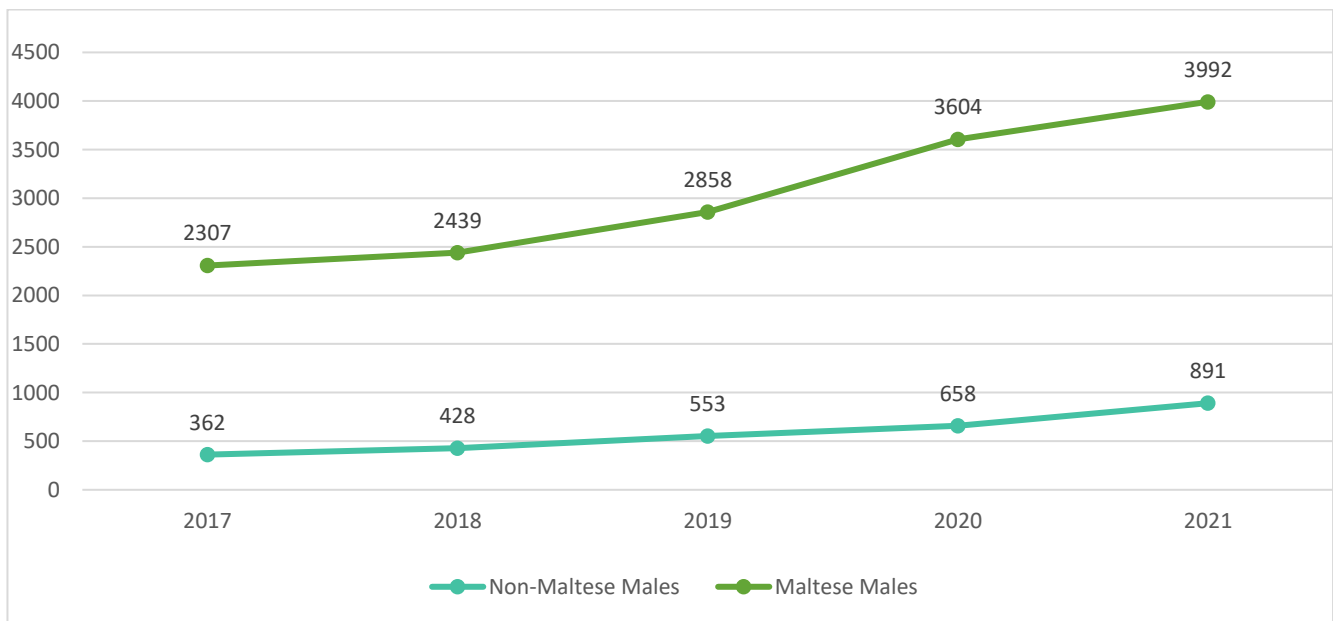
# Nationality by demographic factors

## Number of new and recontact female service users from 2017 to 2021



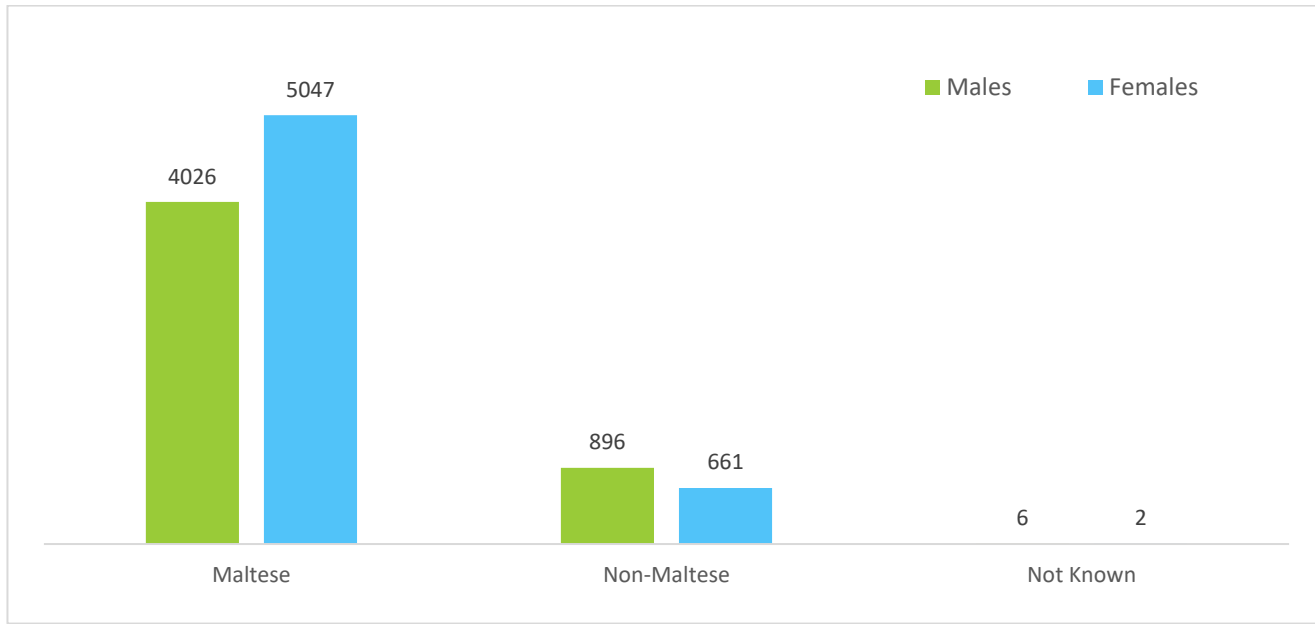
In 2020, non-Maltese female service users accounted for 13% of female cases opened throughout FSWS, which remained stable (12%) in 2021.

## Number of male service users from 2017 to 2021



In 2020, non-Maltese male service users accounted for 15% of all male cases opened throughout FSWS, which increased slightly to 18% in 2021.

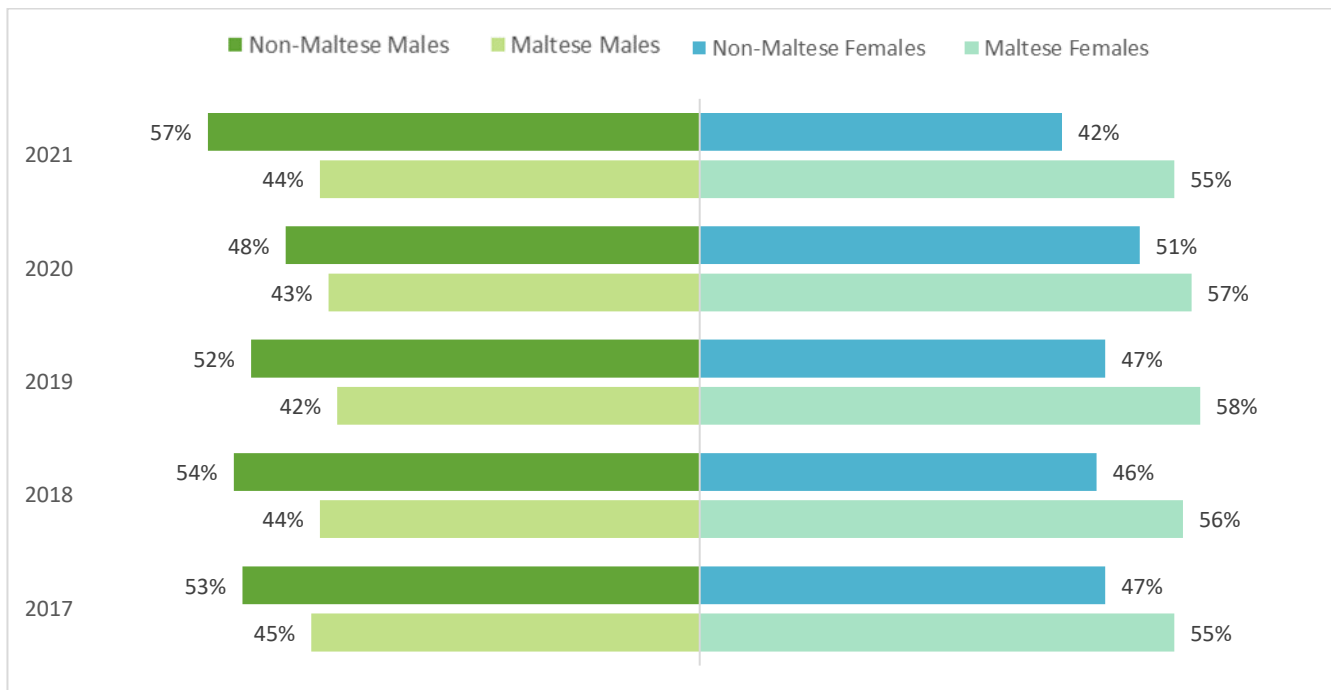
## Number of cases opened at FSWS by nationality and sex in 2021



1 service user had a Not Known Nationality and Sex

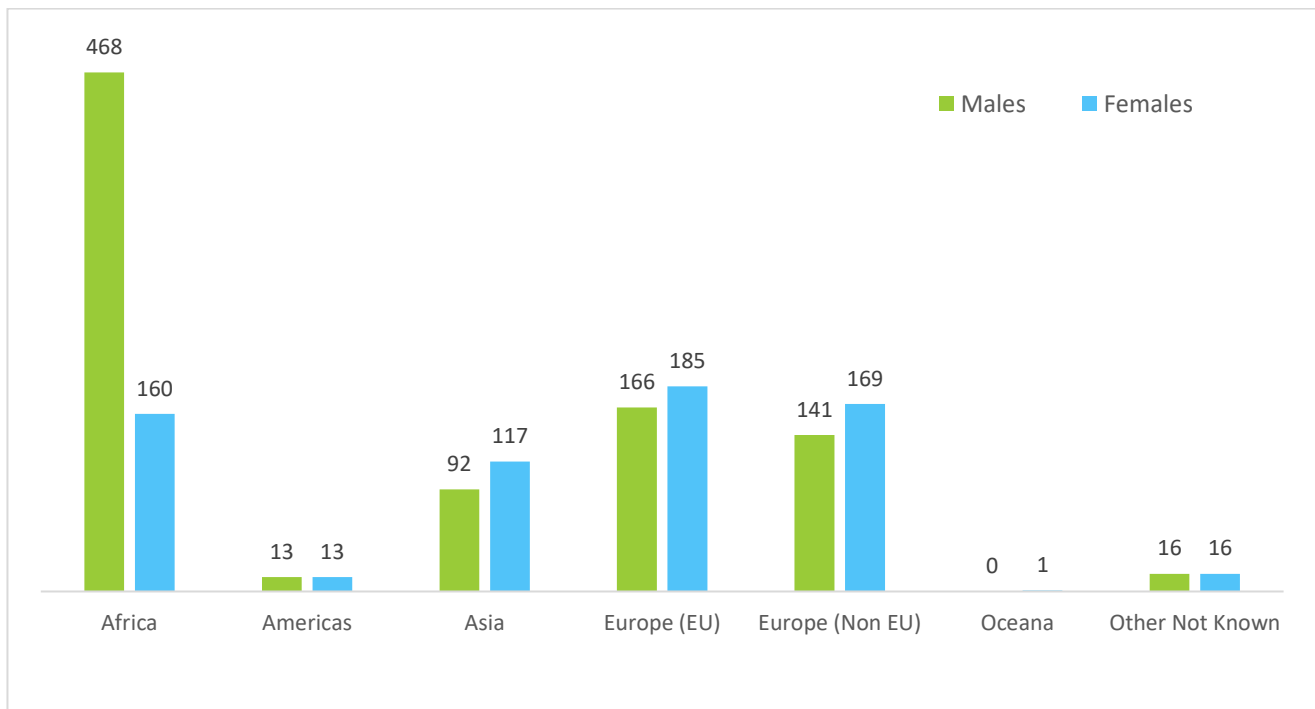
While there were more Maltese female service users (55%) than males, the opposite applies when considering service users with other nationalities. Non-Maltese male service users accounted for 57% of all service users with a foreign nationality.

## Number of cases opened at FSWS by nationality and sex from 2017 to 2021



The trend of having a higher percentage of non-Maltese males than non-Maltese females seems to apply through the years, with the exception of 2020 (51% females vs. 48% males). In previous years the ratio of males and females with nationalities other than Maltese was more balanced.

## Number of cases opened at FSWS by sex and continent of nationality in 2021



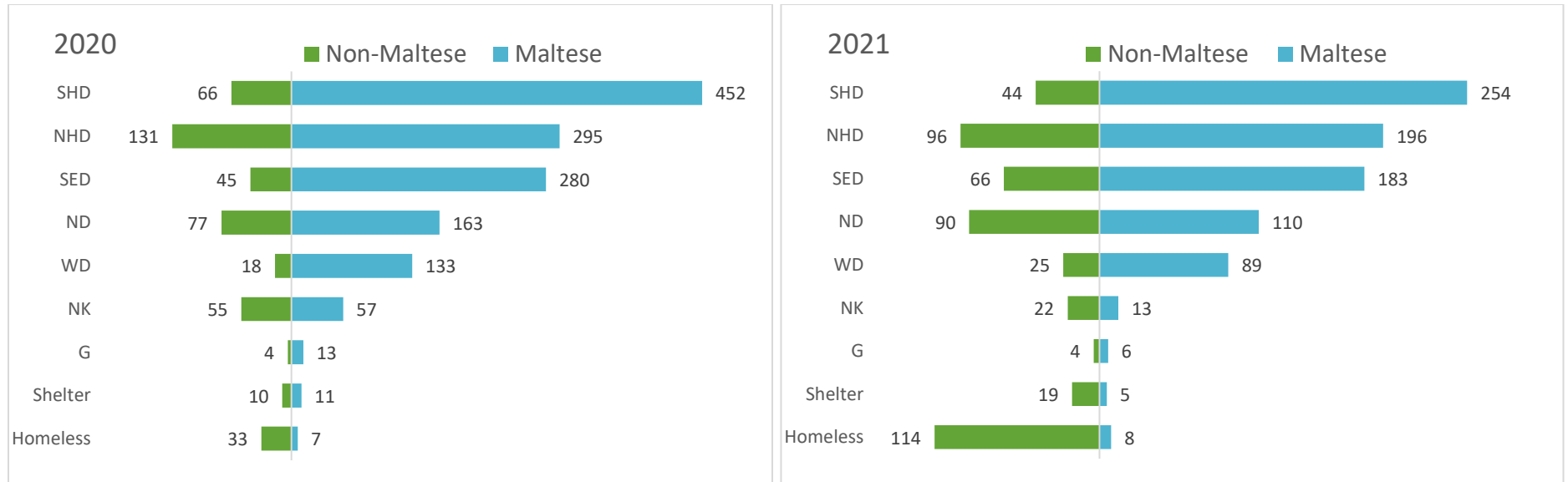
*Excluding Malta and Not Known Cases*

A higher proportion of non-Maltese service users were male. The ratio between African males and females was the largest out of any continent with 74% of all African service users being male. Although these trends are a continuation of what has been shown in FSWS' data from recent years, the difference between female and male service users from Africa reached its highest level in 2021.

The number of males with Sudanese and Libyan nationality were higher than their female counterparts. In 2021, there were 71 Libyan male service users and 111 Sudanese males service users. In the latter case, these male service users accounted for the major increase in African service users.

In cases of European and Asian service users, more females were recorded in 2021. The highest discrepancy between the sexes occurred among Filipino service users, which seems to be a steady trend. In 2021 there were 36 females compared to 4 male service users with Filipino nationality.

## Number of cases opened at FSWS by nationality and district of residence in 2020 and 2021

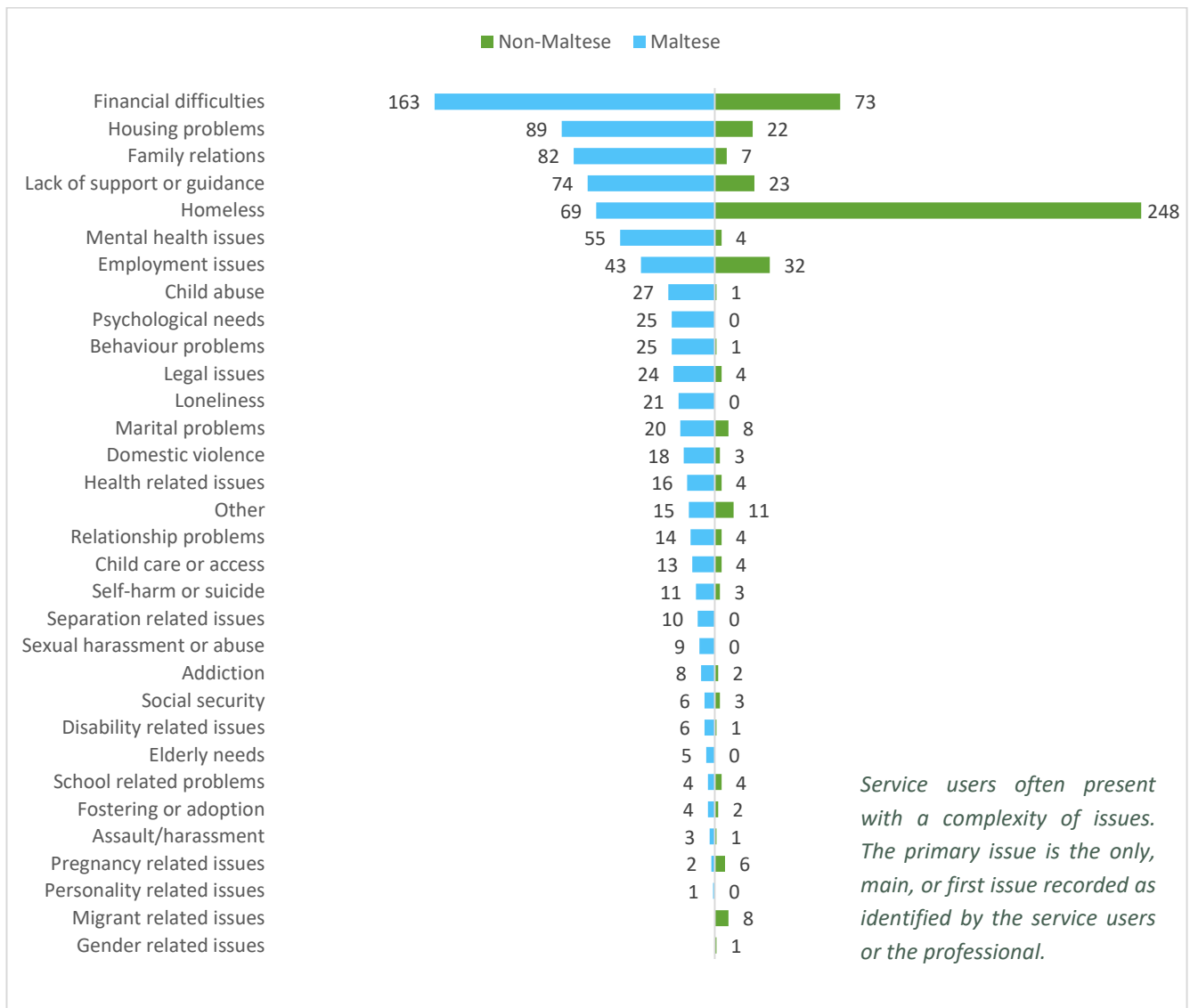


Data represents service-users in IFSS and Community Services

In 2020, compared to 2019, there was a large increase in the number of cases opened from the Southern Harbour District, among cases involving Maltese and non-Maltese people. This number has significantly decreased in 2021. The number of non-Maltese service users who were identified as homeless has increased dramatically. In 2021, a total of 92 homeless service users were African, which made up 75% of all non-Maltese service users who were homeless. This increase is attributed, at least in part, to the collaboration between the Homeless Service within Appogg and NGOs which work with migrants.

It is important to note that the term homeless here refers to the service users without a postal address as opposed to those accessing FSWS services due to being at risk of homelessness. Hence the number in the figure above, and the number in the figure titled “Number of cases opened by nationality and primary problem in 2021” presented later, will not match.

## Number of cases opened by nationality and primary problem in 2021

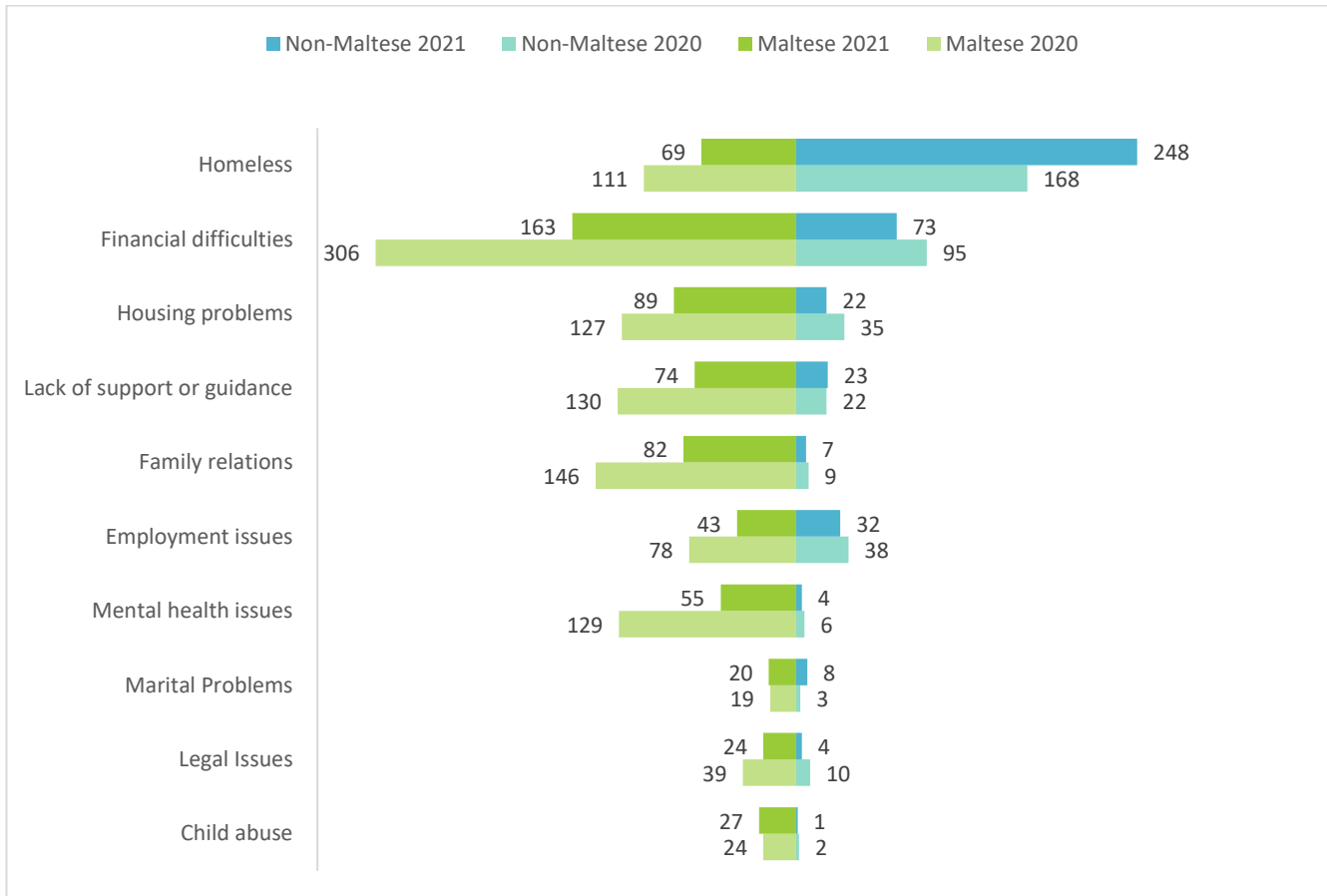


Data represents service-users in IFSS and Community Services

For Maltese service users, the top primary problems reported for cases opened in 2021 were financial difficulties, housing problems and family relations. The number of Maltese service users reporting homelessness as their primary problem decreased from 2020 to 2021.

In comparison, non-Maltese service users were most likely to report homelessness as their primary problem, followed by financial difficulties, employment issues and housing problems.

## Top 10 of total cases opened by nationality and primary problem in 2020 and 2021



Data represents service-users in IFSS and Community Services

When looking at the top 10 primary issues reported by all service users (Maltese and non-Maltese), homelessness was ranked first. For non-Maltese service users this issue was the most reported both in 2020 and 2021.

The number of Maltese service users, reporting financial difficulties as their primary problem, decreased by almost 50% from 2020 to 2021. Other issues which ranked higher in 2020 such as family relations, lack of support and guidance and mental health issues, have also decreased in 2021.

## Difficulties faced by new and recontact service users by continent of nationality in 2021

	Homeless	Financial Difficulties	Employment Issues	Lack of Support	Housing Problems
Africa	192	25	22	5	18
Americas	4	1	2	0	0
Asia	13	14	3	6	2
Europe (EU)	34	13	2	4	1
Europe (Non-EU)	5	20	3	8	1
Oceania	0	0	0	0	0
Malta	69	163	43	74	89
Other NK	0	0	0	0	0
NK	0	0	0	0	0
<b>TOTAL</b>	<b>317</b>	<b>236</b>	<b>75</b>	<b>97</b>	<b>111</b>

*Data represents service-users in IFSS and Community Services*

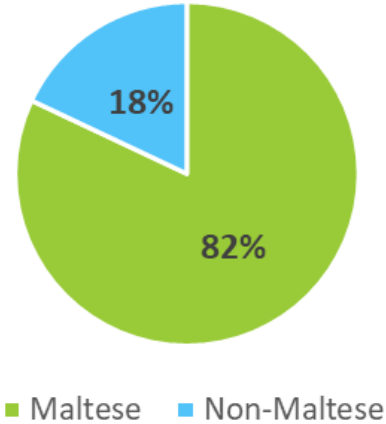
Homelessness was the only primary problem which foreign service users reported more than Maltese service users. This is concerning because non-Maltese nationals accounted for only 15% of all new and recontact cases encountered in 2021.

For all other difficulties reported, there has been a higher proportion of Maltese service users experiencing the issues compared to their non-Maltese counterparts. The difference in ratio was noticeably less for problems of employment, financial difficulties, and housing problems.

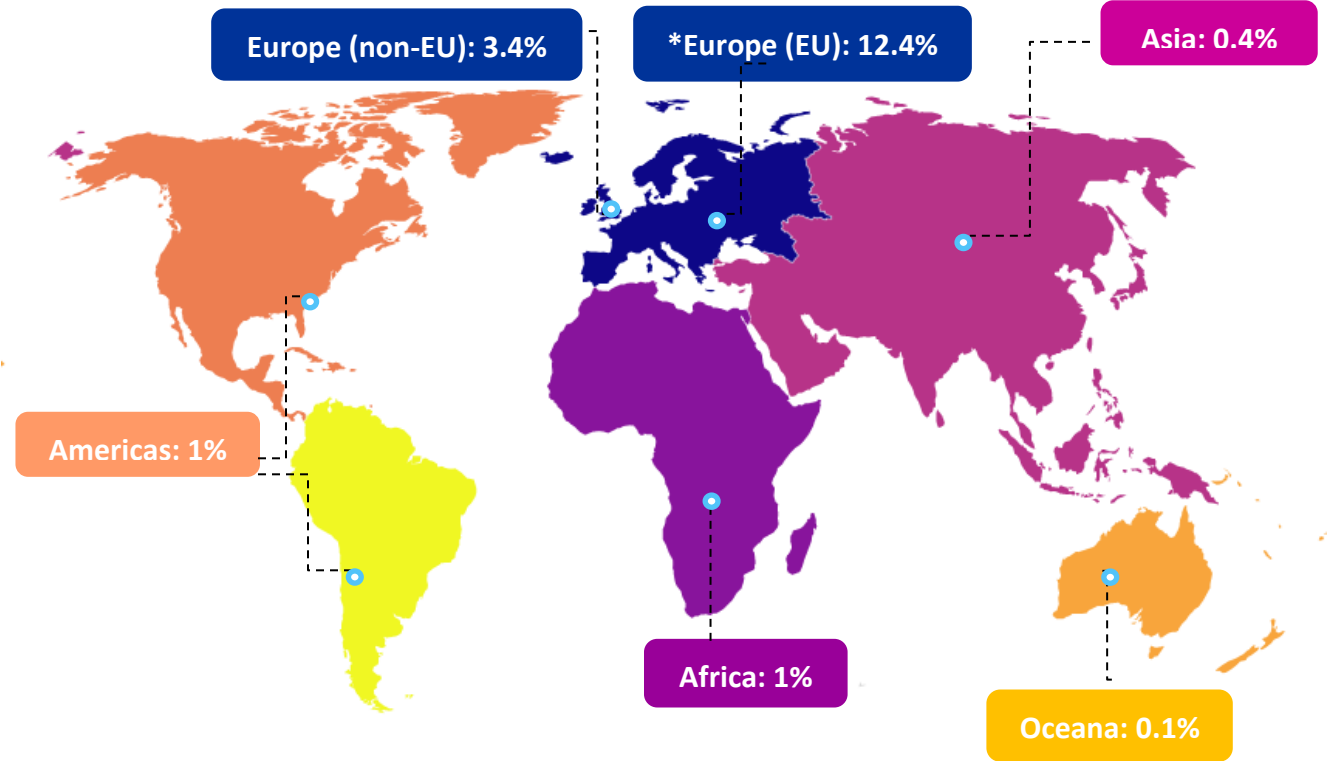
# Employment issues in comparison to Jobsplus statistics

## Percentage of unemployed Maltese and Non-Maltese

(As per Jobsplus in Oct 2020)



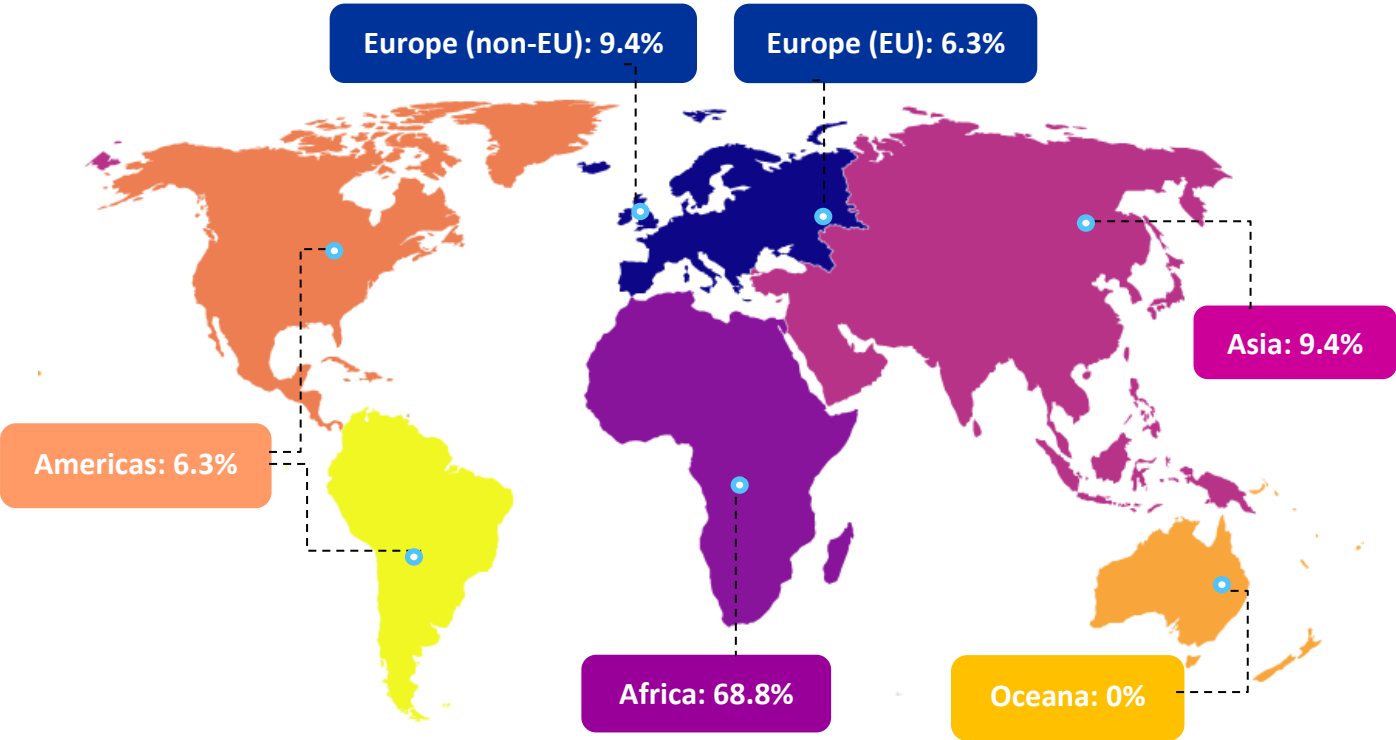
## Percentage of non-Maltese nationals registered as unemployed with Jobsplus by continent of nationality (2021)



\*Europe (EU) in the figure above excludes Maltese nationals living in Malta.

According to Jobsplus (2021), the highest unemployment rates registered were among European nationals (15.8%) living in Malta, when excluding Maltese nationals.

# Percentage of non-Maltese FSWS service users with employment issues as their primary problem in 2021



Employment issues among non-Maltese FSWS service users was ranked 6 in 2021, which went down in the rankings when compared to 2020 (ranked 4). African service users reported the highest instances of employment issues within FSWS. Out of 32 non-Maltese who report employment as their primary issue, 22 were of African nationality.

# 2021 Summary

## Cases opened by Nationality



Maltese: **85.3%**

Non-Maltese: **14.6%**

Not Specified: **0.1%**

## Reported Nationality by Continent

- Africa: 628 cases
- Europe (EU): 353 cases
- Europe (Non-EU): 310 cases
- Asia: 209 cases
- Americas: 26 cases
- Oceania: 1 case

## Cases by Gender

### Non-Maltese

Male: 896

Female: 661

### Maltese

Male: 4026

Female: 5047

## Most reported Non-Maltese Nationalities by Country

- United Kingdom (203 service users)
- Sudan (117 service users)
- Libya (101 service users)
- Italy (95 service users)
- Syria (82 service users)

## Primary Problem faced by non-Maltese

Homelessness: 248 cases

Financial Difficulties: 73 cases

Employment Issues: 32 cases

Lack of Support or Guidance: 23 cases

Housing: 22 cases

## Services with the highest number of non-Maltese cases opened per Agency

### Appogg:

Intake & Family Support Service (339)

Followed by:

Domestic Violence Service (122)

Sir Anthony Mamo Oncology Centre (43)

### Child Protection:

Child Protection Service (249)

### Sedqa:

Addictions Community (81)

### Agency for Community and Therapeutic Services:

Community Service (141)

### Alternative Care:

Adoption Services (48)

### FSWS Gozo:

Gozo General Hospital (110)

# Appendix

Number of service users by nationality and year

Continent	Nationality	2018	2019	2020	2021
Asia	<b>Afghan</b>	0	0	6	2
Europe (non-EU)	<b>Albanian</b>	0	10	14	21
Africa	<b>Algerian</b>	3	2	6	5
Americas	<b>American</b>	5	6	11	4
Europe (EU)	<b>Andorran</b>	0	0	0	1
Americas	<b>Argentinian</b>	0	1	0	0
Asia	<b>Armenian</b>	1	0	1	0
Oceania	<b>Australian</b>	7	9	9	1
Europe (EU)	<b>Austrian</b>	2	1	4	6
Asia	<b>Azerbaijan</b>	0	0	0	1
Asia	<b>Bangladeshi</b>	0	5	3	4
Europe (non-EU)	<b>Belarusian</b>	1	0	3	1
Europe (EU)	<b>Belgian</b>	4	2	4	3
Africa	<b>Beninese</b>	0	1	0	0
Europe (non-EU)	<b>Bosnian</b>	1	4	0	2
Africa	<b>Botswanan</b>	0	1	0	0
Americas	<b>Brazilian</b>	3	4	11	3
Europe (non-EU)	<b>British</b>	92	166	194	195
Europe (EU)	<b>Bulgarian</b>	16	36	41	36
Africa	<b>Burkinabe</b>	0	0	0	1
Asia	<b>Cambodian</b>	0	1	8	1
Africa	<b>Cameroon</b>	2	2	3	3
Americas	<b>Canadian</b>	2	3	4	12
Africa	<b>Chadian</b>	1	2	9	12
Americas	<b>Chilean</b>	0	1	0	0
Asia	<b>Chinese</b>	0	5	4	9
Americas	<b>Colombian</b>	2	6	8	2
Africa	<b>Congolese</b>	1	1	0	1
Europe (EU)	<b>Croatian</b>	4	1	4	1
Americas	<b>Cuban</b>	0	0	0	1
Europe (EU)	<b>Cypriot</b>	0	2	0	1
Europe (EU)	<b>Czech</b>	3	5	3	9
Europe (EU)	<b>Danish</b>	0	3	2	0
Americas	<b>Dominican Republic</b>	0	1	0	0
Europe (EU)	<b>Dutch</b>	7	11	5	10
Africa	<b>Egyptian</b>	22	10	18	16
Africa	<b>Eritrean</b>	40	59	80	67
Europe (EU)	<b>Estonian</b>	0	0	0	5
Africa	<b>Ethiopian</b>	25	22	36	20
Asia	<b>Filipino</b>	19	19	26	40

<b>Continent</b>	<b>Nationality</b>	<b>2018</b>	<b>2019</b>	<b>2020</b>	<b>2021</b>
<i>Europe (EU)</i>	<b>Finnish</b>	3	8	6	13
<i>Europe (EU)</i>	<b>French</b>	3	13	10	10
<i>Africa</i>	<b>Gabonese</b>	0	0	1	0
<i>Africa</i>	<b>Gambian</b>	6	6	5	13
<i>Asia</i>	<b>Georgian</b>	3	2	4	1
<i>Europe (EU)</i>	<b>German</b>	11	20	11	20
<i>Africa</i>	<b>Ghanaian</b>	5	4	7	20
<i>Europe (EU)</i>	<b>Greek</b>	2	1	6	5
<i>Americas</i>	<b>Guatemalan</b>	0	0	1	1
<i>Africa</i>	<b>Guinean</b>	0	2	2	13
<i>Europe (EU)</i>	<b>Hungarian</b>	9	14	20	26
<i>Europe (non-EU)</i>	<b>Icelander</b>	0	0	1	1
<i>Asia</i>	<b>Indian</b>	5	14	15	18
<i>Asia</i>	<b>Indonesia</b>	2	1	0	2
<i>Asia</i>	<b>Iranian</b>	1	1	0	4
<i>Asia</i>	<b>Iraqi</b>	2	2	1	4
<i>Europe (EU)</i>	<b>Irish</b>	11	3	8	14
<i>Europe (EU)</i>	<b>Italian</b>	38	57	85	95
<i>Africa</i>	<b>Ivorian</b>	2	12	7	17
<i>Americas</i>	<b>Jamaican</b>	0	0	1	0
<i>Asia</i>	<b>Japanese</b>	0	0	0	0
<i>Asia</i>	<b>Jordanian</b>	1	0	0	0
<i>Asia</i>	<b>Kazakh</b>	0	2	0	1
<i>Africa</i>	<b>Kenyan</b>	1	0	2	0
<i>Asia</i>	<b>Kurdistan</b>	1	0	0	0
<i>Asia</i>	<b>Kyrgyzstan</b>	0	0	0	1
<i>Europe (EU)</i>	<b>Latvian</b>	1	3	2	3
<i>Asia</i>	<b>Lebanese</b>	1	1	2	0
<i>Africa</i>	<b>Liberian</b>	0	1	4	2
<i>Africa</i>	<b>Libyan</b>	62	85	58	101
<i>Europe (EU)</i>	<b>Lithuanian</b>	2	3	5	4
<i>Europe (EU)</i>	<b>Luxembourger</b>	0	0	0	2
<i>Europe (non-EU)</i>	<b>Macedonian</b>	5	7	10	15
<i>Africa</i>	<b>Malawian</b>	0	0	0	0
<i>Asia</i>	<b>Malaysian</b>	0	1	0	0
<i>Asia</i>	<b>Maldivian</b>	0	1	0	0
<i>Africa</i>	<b>Malian</b>	1	3	2	6
<i>Europe (EU)</i>	<b>Maltese</b>	5532	6832	8368	9121
<i>Africa</i>	<b>Mauritanian</b>	5	4	4	2
<i>Americas</i>	<b>Mexican</b>	0	0	0	0
<i>Europe (non-EU)</i>	<b>Moldavian</b>	3	3	4	4
<i>Europe (non-EU)</i>	<b>Monacan</b>	1	0	0	0
<i>Africa</i>	<b>Moroccan</b>	11	19	29	30

Continent	Nationality	2018	2019	2020	2021
Asia	<b>Nepalese</b>	1	2	4	16
Oceania	<b>New Zealander</b>	0	0	2	0
Africa	<b>Nigerian</b>	42	54	58	67
Africa	<b>Nigerien</b>	0	0	0	8
Europe (non-EU)	<b>Norwegian</b>	1	1	2	4
Asia	<b>Pakistani</b>	6	12	22	9
Asia	<b>Palestinian</b>	1	3	8	2
Europe (EU)	<b>Polish</b>	9	22	16	17
Europe (EU)	<b>Portuguese</b>	2	5	6	10
Europe (EU)	<b>Romanian</b>	12	28	35	28
Europe (non-EU)	<b>Russian</b>	17	14	24	19
Africa	<b>Rwandan</b>	0	0	1	1
Asia	<b>Saudi Arabian</b>	0	1	1	1
Europe (non-EU)	<b>Scottish</b>	1	4	10	7
Africa	<b>Senegalese</b>	2	3	0	7
Europe (non-EU)	<b>Serbian</b>	14	18	40	20
Africa	<b>Sierra Leonean</b>	0	1	0	2
Asia	<b>Singaporean</b>	0	1	0	0
Europe (EU)	<b>Slovakian</b>	0	7	6	6
Europe (EU)	<b>Slovenian</b>	1	0	8	0
Oceania	<b>Solomon Islander</b>	0	1	0	0
Africa	<b>Somali</b>	36	38	70	75
Africa	<b>South African</b>	0	6	11	8
Asia	<b>South Korean</b>	0	0	1	1
Europe (EU)	<b>Spanish</b>	1	1	13	13
Asia	<b>Sri Lankan</b>	0	2	1	0
Africa	<b>Sudanese</b>	1	11	21	117
Europe (EU)	<b>Swedish</b>	16	17	6	15
Europe (non-EU)	<b>Swiss</b>	0	0	1	3
Asia	<b>Syrian</b>	42	50	70	82
Africa	<b>Tanzanian</b>	0	0	1	0
Asia	<b>Thai</b>	0	1	1	2
Africa	<b>Togolese</b>	1	2	0	5
Africa	<b>Tunisian</b>	9	11	13	7
Asian	<b>Turkish</b>	2	5	3	6
Africa	<b>Ugandian</b>	0	3	1	0
Europe (non-EU)	<b>Ukrainian</b>	5	18	9	17
Asia	<b>Uzbek</b>	2	1	2	1
Americas	<b>Venezuelan</b>	0	3	1	3
Asia	<b>Vietnamese</b>	0	1	1	0
Europe (non-EU)	<b>Welsh</b>	0	2	0	1
Asia	<b>Yemeni</b>	0	0	0	1

<b>Continent</b>	<b>Nationality</b>	<b>2018</b>	<b>2019</b>	<b>2020</b>	<b>2021</b>
<i>Europe (non-EU)</i>	<i>Yugoslavian</i>	1	0	0	0
<i>Africa</i>	<i>Zimbabwean</i>	0	1	3	2
	<b>NK</b>	406	1163	340	9
	<b>Other NK</b>	113	11	61	32
	<b>Grand Total</b>	<b>6737</b>	<b>9051</b>	<b>10071</b>	<b>10689</b>



Foundation for Social Welfare Services  
Here for you

## **Research Team**

### **Vision Statement:**

Research that educates, inspires, and informs quality responses to improve the wellbeing of children, families, and communities.

### **Mission Statement:**

To contribute to a knowledge base that informs responses to social needs through high quality research.