

An aerial photograph of a coastal city, likely Valletta, Malta. The city is built on a hillside overlooking a harbor. The buildings are mostly light-colored and densely packed. A large, prominent dome is visible in the center of the city. The harbor is filled with boats and has a blue-green water. In the background, there are more buildings and a large industrial structure, possibly a shipyard, near the water's edge. The sky is blue with some white clouds.

The nationalities of cases in contact with the Foundation for Social Welfare Services

Cases opened in 2023

Foundation for Social
Welfare Services

Stephanie Dimech

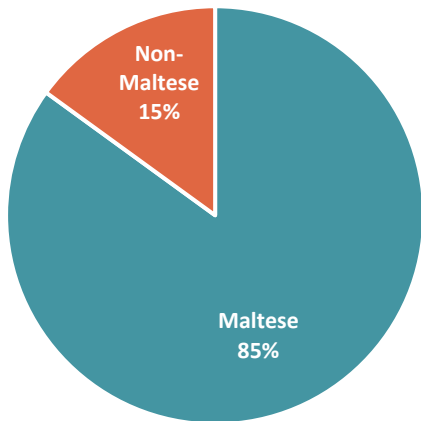
May 2024

Table of Contents

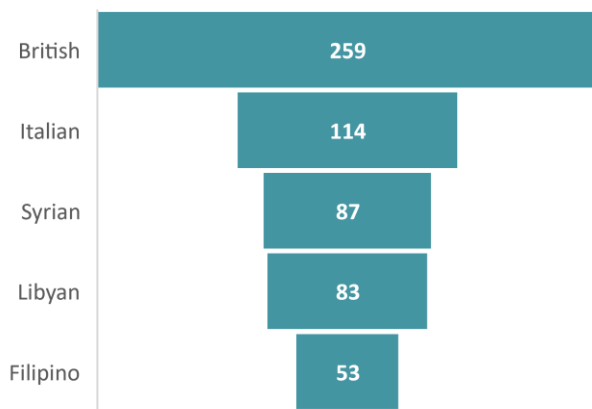
Highlights 2023	3
Key points from the data	4
Background	5
Methods used	6
Nationalities in contact with FSWS by nationality grouping.....	7
Figure 1. All cases at FSWS by nationality grouping in comparison to the percentage of the population in Malta by nationality grouping.....	7
Cases opened by nationality grouping.....	8
Figure 2. The number of cases opened at FSWS by nationality grouping between 2019 and 2023	8
Figure 3. The number of non-Maltese cases opened by Agency/Directorate at FSWS between 2019 and 2023.....	9
Non-Maltese cases opened by continent of nationality.....	10
Figure 4. The number of non-Maltese cases opened at FSWS by continent of nationality between 2019 and 2023.....	10
Non-Maltese cases opened by nationality	11
Figure 5. World map showcasing the cases opened at FSWS in 2023 by nationality.....	11
Figure 6. The number of cases opened at FSWS involving different nationalities between 2019 and 2023: Top 10 ranking nationalities in 2023.....	12
Figure 7. The number of cases opened at FSWS involving European nationals in 2023	13
Nationality by socio-demographic factors.....	14
Figure 8. The number of cases opened by gender, stratified by nationality grouping between 2019 and 2023.....	14
Figure 9. The number of cases opened at FSWS by gender, stratified by continent of nationality in 2023	15
Figure 10. The number of cases opened at IFSS and Community Services by nationality grouping stratified by district of residence in 2023	16
Figure 11. The number of cases opened at IFSS and Community Services by nationality groupings between 2022 and 2023: Top 10 ranking primary problems in 2023	17
References	19
Glossary of terms	20
Maltese districts.....	21
Appendix	22

Highlights 2023

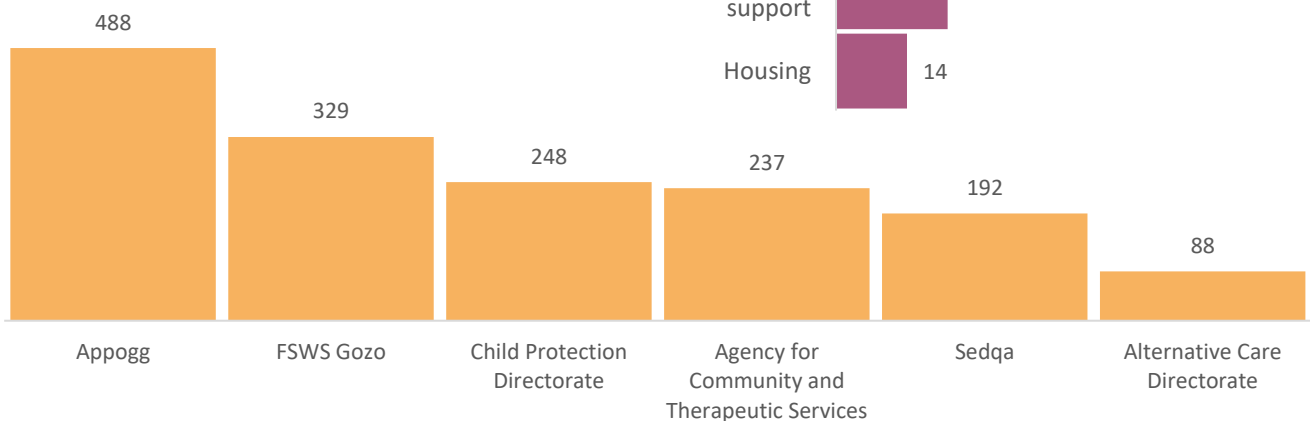
Cases opened by nationality grouping



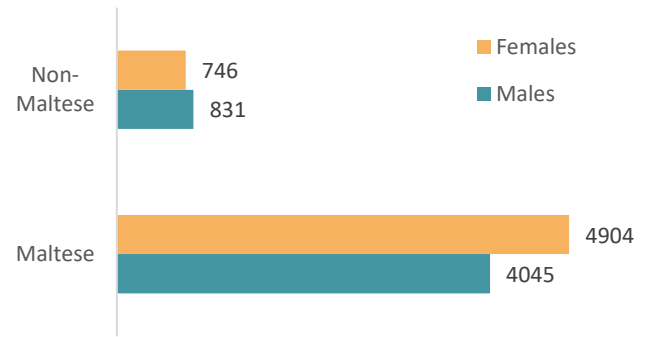
The number of non-Maltese cases opened by nationality: Top 5



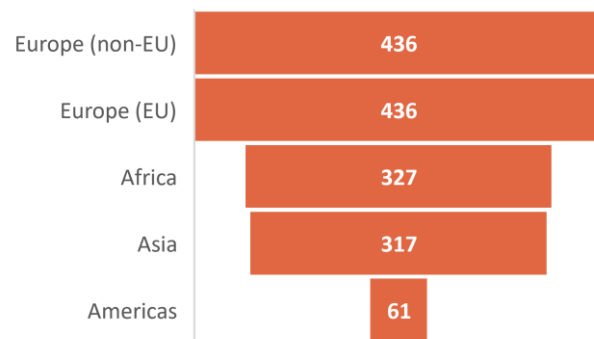
The number of cases opened among non-Maltese nationals by Agency at FSWS



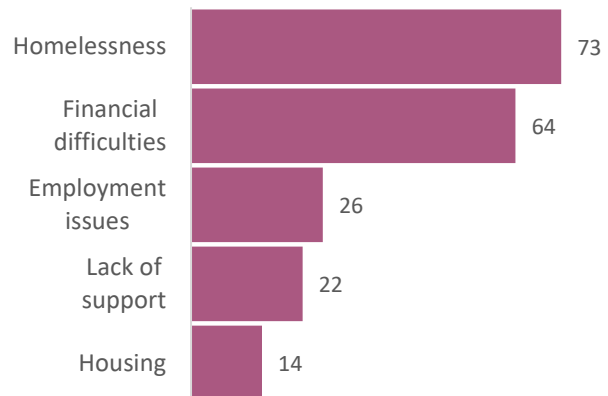
Cases opened by gender and nationality grouping



The number of non-Maltese cases opened by continent of nationality



Primary problems among non-Maltese cases opened at IFSS & Community Services: Top 5



Key points from the data

Cases opened by nationality grouping (Maltese and Non-Maltese) across the FSWS

Among the 10,549 cases opened across the Foundation for Social Welfare Services (FSWS) in 2023 (Figure 2), 15% of cases opened were non-Maltese nationals. Since 2020, this figure has remained relatively stable, ranging from 14% to 16%.

Cases opened by nationality grouping (Maltese and non-Maltese) by Agency/Directorate

The highest number of non-Maltese cases were opened at Appogg (438), followed by FSWS Gozo (329) (Figure 3). In 2023, the largest increases in the number of non-Maltese cases opened were recorded at FSWS Gozo and the Agency for Community and Therapeutic Services.

Cases opened by continent of nationality

When analysing the data by continent of nationality and excluding Maltese nationals, the highest number of cases opened between 2019 and 2023, pertained to Europeans (876) (Figures 4 and 7).

Cases opened by nationality

The highest number of non-Maltese cases opened by nationality were British (265), Italian (114), Syrian (87), Libyan (83) and Filipino (53) (Figures 5 and 6).

Socio-demographics

Amongst non-Maltese nationals, most of the cases opened were males (53%), while among Maltese nationals, most cases opened were females (55%) (Figure 8). Among the non-Maltese cases opened at IFSS and Community Services, the primary problem reported most frequently was homelessness (73 out of 268 cases opened). Although homelessness has been reported as the most frequent primary problem by non-Maltese, it has been decreasing over the years (Figure 11).

Background

The concept of nationality needs to be studied to truly understand the lived experiences of migrants in a host country, which includes effective provision of services and benefits and their inclusion in a host country. There is no universal definition of nationality although it is often used synonymously with citizenship (Juškevičienė, 2014; Piattoeva, 2016).

Throughout the last decade, Malta has experienced notable demographic changes in its population. According to the National Statistics Office (2023), the estimated population in the Maltese islands stood at around 542,000 at the end of the year 2022. Over 100,000 non-Maltese nationals were situated in Malta in 2022 (NSO, 2023). The influx of migrants is also reflected within the FSWS.

The underpinning rationale of this report is to examine trends of non-Maltese cases within FSWS, and to monitor the primary problems for which they seek support. The homelessness report drawn up by FSWS (2018) shows that non-Maltese nationals who lack informal social support were more likely to be in a position of vulnerability. The same report adds that non-Maltese nationals are more likely to have FSWS as their sole means of support. Studies show the importance of understanding the social context when rendering services to non-Maltese service users (Kellezi et al., 2021). It is through such understandings that non-Maltese service users would enhance their feeling of belonging and social support within the community, and at the same time reduce feelings of loneliness (Kellezi et al., 2021).

There are several benefits to including migrants within Maltese society more effectively. Further inclusion of migrants means more people in the labour workforce and greater contribution to the growth of the Maltese economy through the payment of taxes, and acquisition of local products, services, and facilities. It would also mean an upsurge of younger people in the local workforce, which in turn would help keeping social security services sustainable. Migrants could potentially contribute to the Maltese economy and the Maltese society in general through the application of their talents, skills and knowledge (UN, 2018).

FSWS offers its wide array of services on issues such as homelessness, domestic violence, and child protection. Awareness of the extent and nature of cases involving non-Maltese nationals can support the FSWS to allocate more human and economic resources, develop more services, improve its operations, and develop more effective outreach programmes to cater better for this reality. It could also contribute better to the development of more inclusive and effective policies to address gaps in access to services for non-Maltese nationals. In order to achieve these goals, FSWS continues to persevere in conducting evidence-based research in order to ensure that the support services rendered reflect the current realities in the Maltese islands, while at the same time reflect the subjective needs of each service user.

Written by: Michael Debattista

Methods used

The aim of this report is to provide an overview of the nationalities of cases at FSWS and examine trends over time. This report provides a snapshot of the cases opened, both new and re-contact cases, at FSWS by nationality. Cases opened refer to those cases which have been allocated to or opened by a professional in the year under consideration (see the [Glossary of terms](#) for a definition of key terms). It is important to note that the term 'cases opened' does not refer to the number of individuals. The same service user could have opened cases with different services within the same year so there will be some overlap in individuals.

Within this document, nationality is reported according to the information provided by the service users when compiling the referral form with professionals. In cases of service users holding dual nationalities, the service users specify which nationality they prefer to be listed under.

Data analysis and reporting relates to non-Maltese cases unless otherwise specified. The data was mainly reported by:

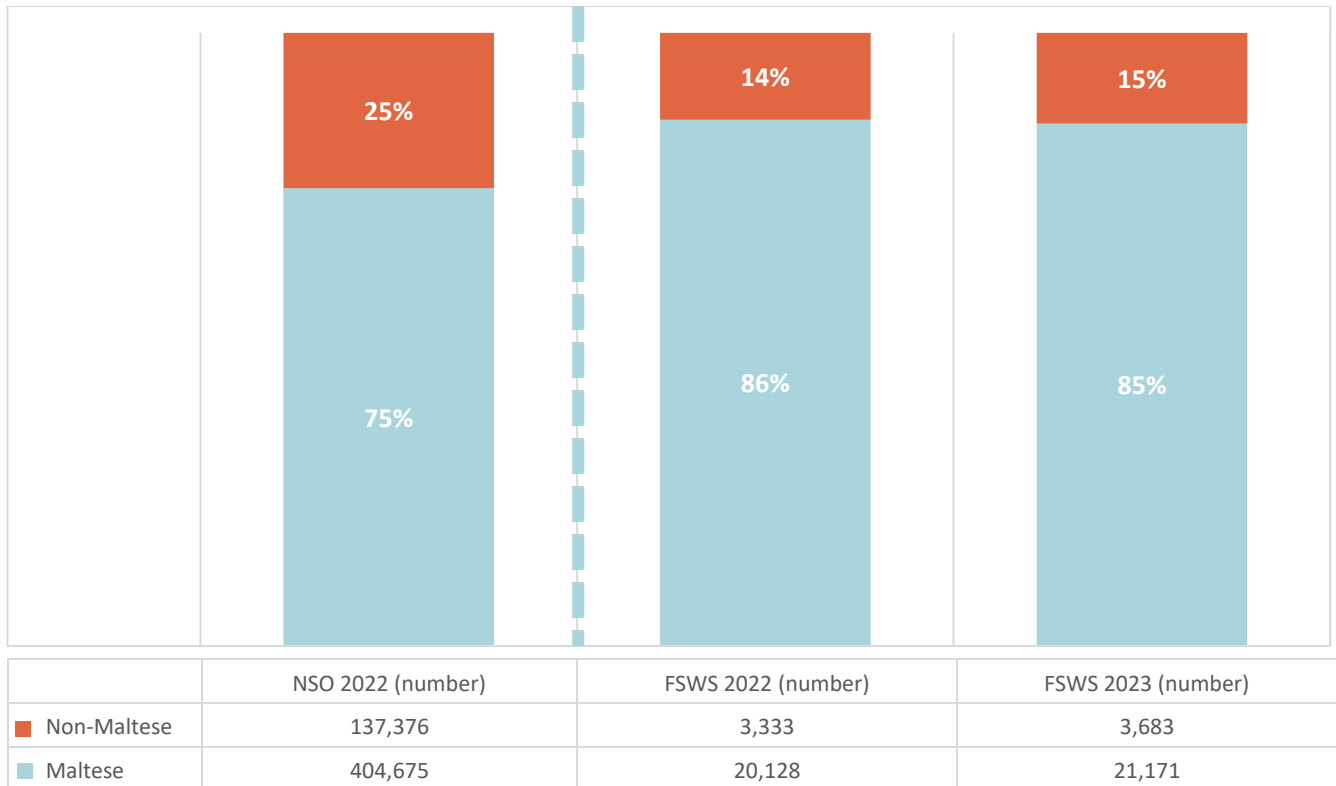
- Nationality (e.g. French, Indian, Nigerian),
- Continent of nationality (e.g. African, Asian, Americas). It should be noted that:
 - The term European refers to services users with nationalities from both European Union (EU) countries, (e.g. Italy, France and Spain) and European countries which are not members of the European Union (non-EU, e.g. Serbia, Ukraine and United Kingdom). Maltese cases have not been included in the Europe (EU) category to focus solely on non-Maltese cases.
 - The term nationality from the Americas refers to nationalities from all parts of the American continent (North and South America).
 - Data related to the United Kingdom was categorised as a European country within the EU [Europe (EU)] in 2019, and a European country outside the EU [Europe (non-EU)] from 2020 onwards. Increases in European service users outside the EU after this date are largely due to this shift.
- Nationality grouping (i.e. Maltese and non-Maltese).

The term 'Not Specified' in the report refers to cases where the nationality has not been recorded at all and we do not know whether the service user is Maltese or non-Maltese. The term 'Other Not Specified' refers to cases where nationality has been recorded as non-Maltese, but the specific nationality was not recorded.

Nationalities in contact with FSWS by nationality grouping

This section compares FSWS data with the latest national data on the population in Malta and will analyse the nationality groupings of all cases worked with at FSWS. Cases worked with include the new and recontact cases, and also the cases which were known in the reporting year (see [Glossary of terms](#) for definitions).

Figure 1. All cases at FSWS by nationality grouping in comparison to the percentage of the population in Malta by nationality grouping



Note: Cases worked with refers to the new, recontact and known cases (see Glossary of terms for a definition).

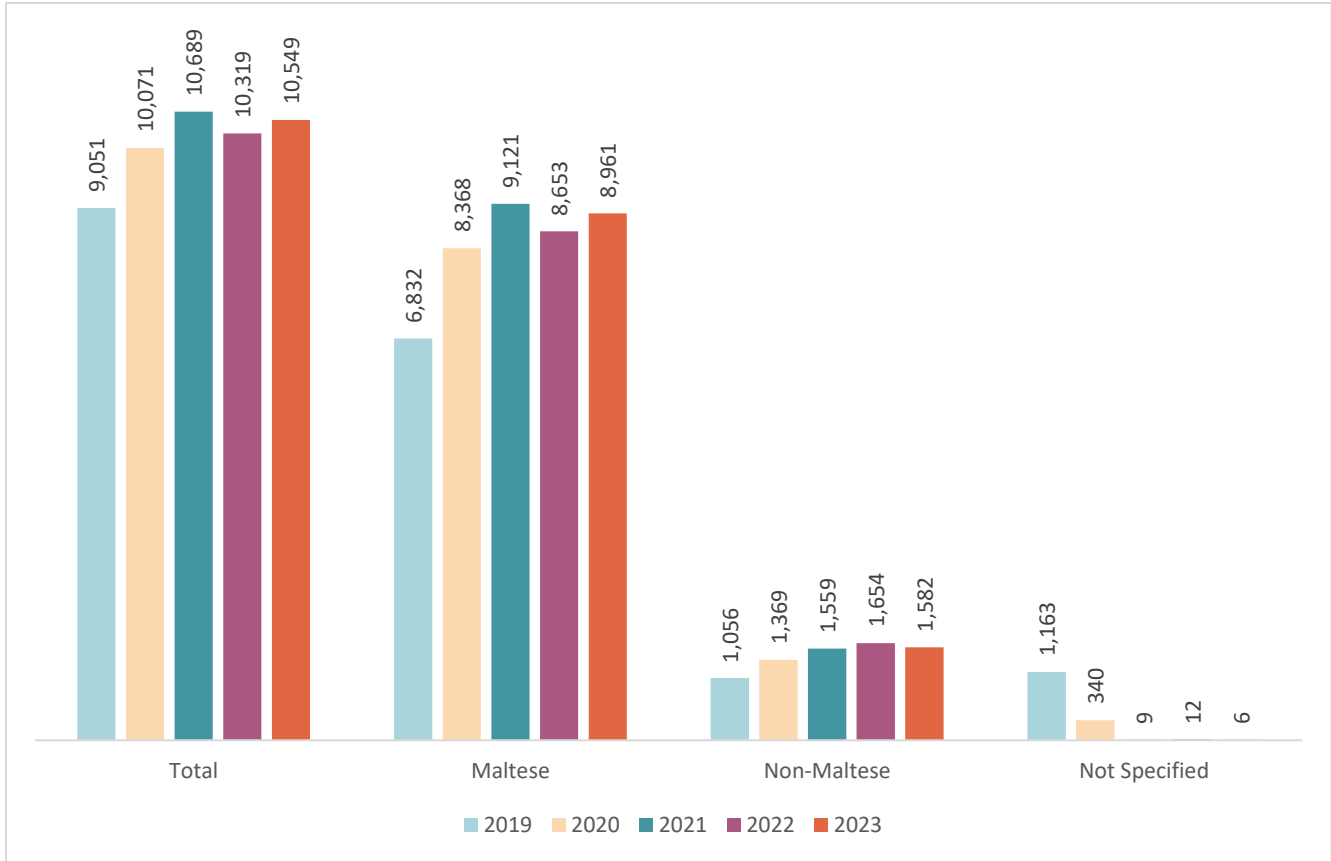
The end of year population estimates provided by NSO (2023), are the latest available data capturing the population in Malta in 2022. The figures and numbers of Maltese and non-Maltese citizens according to NSO are being compared to the figures and numbers of Maltese and non-Maltese service users at FSWS (Figure 1). The number of cases worked with is being considered here since this includes all the cases who received support from FSWS in 2022 and 2023, which includes the new and recontact cases, as well as cases which were known (see [Glossary of terms](#) for definitions).

The percentage of Maltese and non-Maltese individuals in Malta, and the percentage of all the cases at FSWS by nationality grouping, have a similar pattern. Whilst the proportion of non-Maltese cases remained stable between 2022 and 2023 (at 14% and 15%, respectively), there was an increase in the number of non-Maltese cases worked with at FSWS (from 3333 in 2022 to 3683 in 2023).

Cases opened by nationality grouping

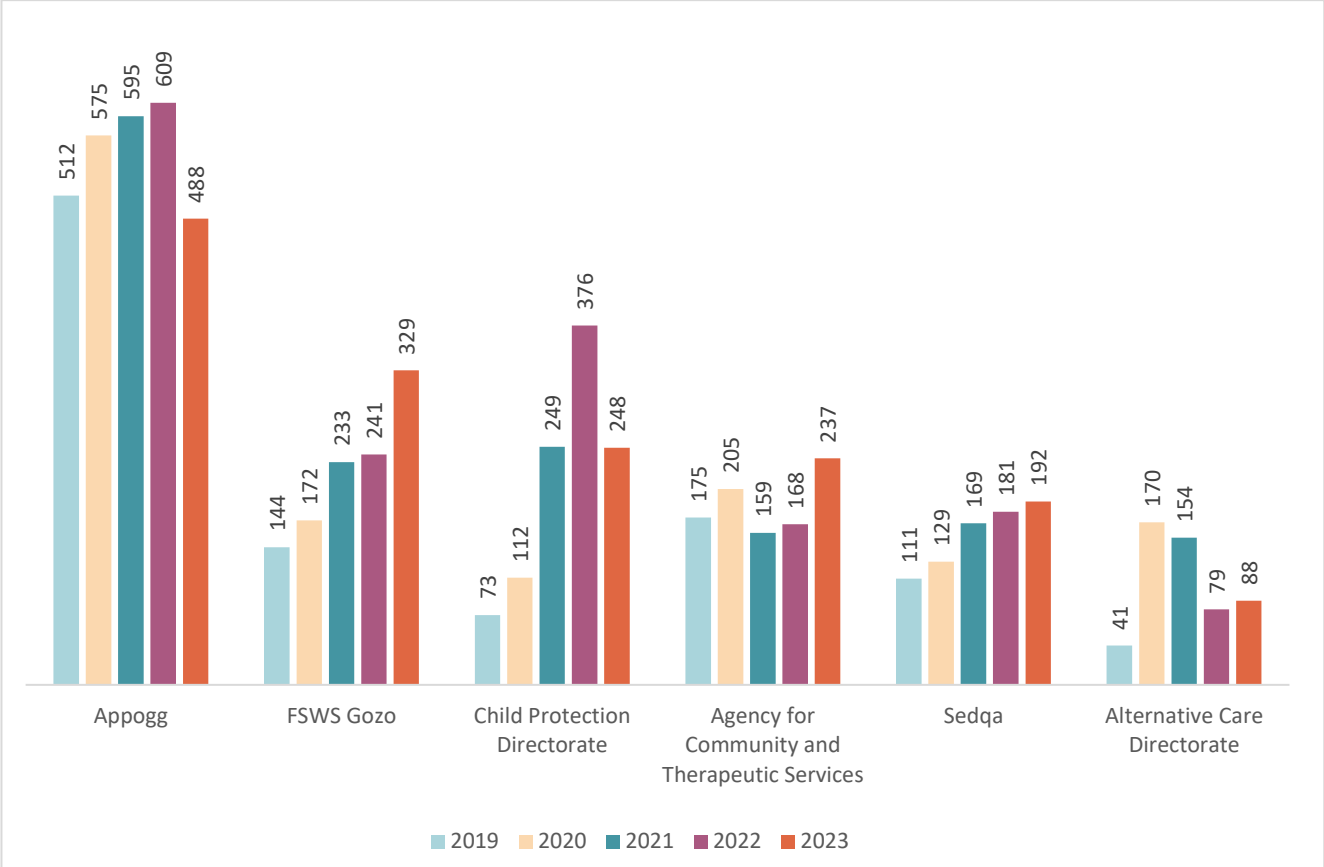
The number of new and recontact cases opened between 2019 and 2023 are being presented in this section to analyse changes over time among Maltese and non-Maltese cases.

Figure 2. The number of cases opened at FSWS by nationality grouping between 2019 and 2023



In 2023 a total of 10,549 cases were opened across the FSWS (see Figure 2). In 2023, 85% of cases opened (8961) were Maltese while 15% were non-Maltese (1582), which are similar to the 2022 figures (of 84% vs 16%). In terms of numbers, over the last 5 years there has been a general increase in both the number of Maltese and non-Maltese cases opened.

Figure 3. The number of non-Maltese cases opened by Agency/Directorate at FSWS between 2019 and 2023



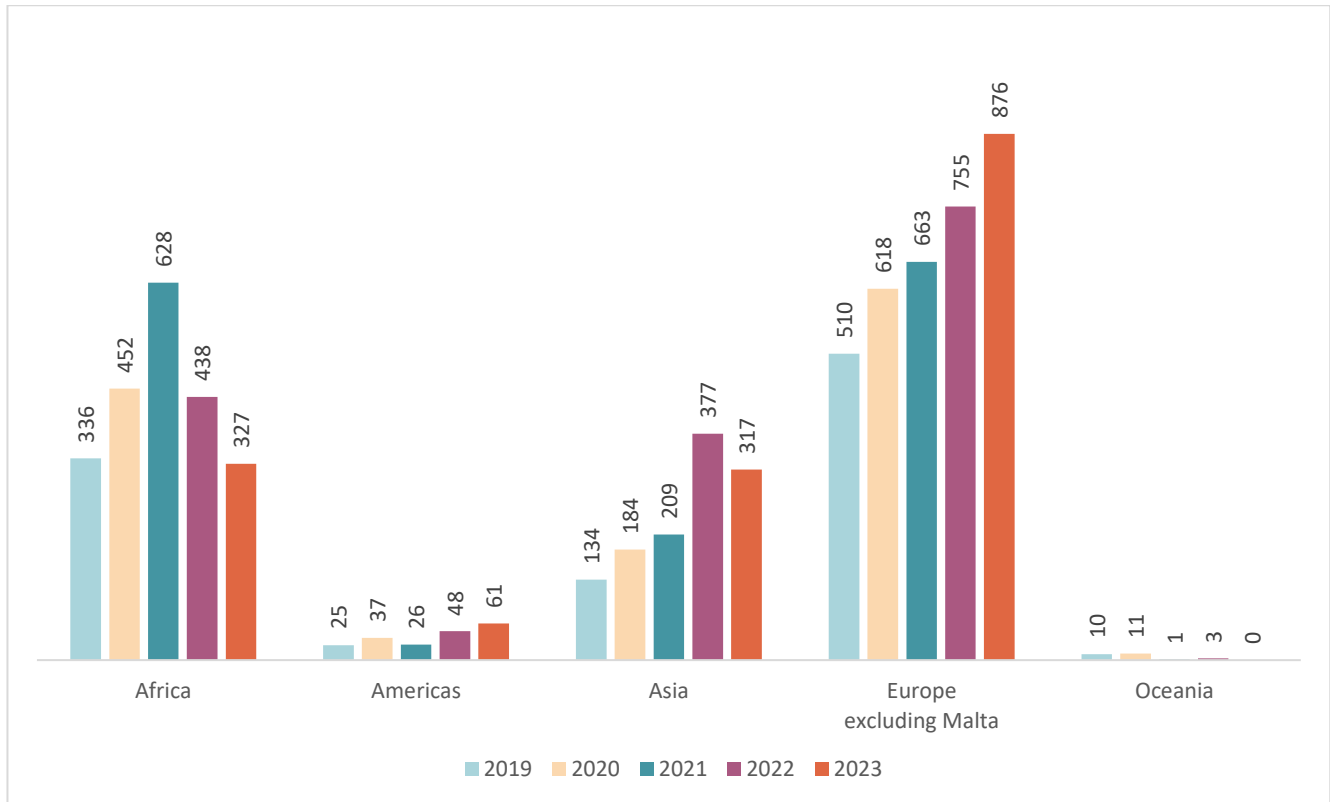
Note: Excluding the number of Maltese cases opened and cases where nationality was not specified.

Figure 3 shows that from the 6 Agencies/Directorates which fall under the FSWS, the Agency for Community and Therapeutic Services recorded the greatest increase in the number of non-Maltese cases opened from 2022 to 2023 from 168 to 237, with a percentage increase of 41%. The highest number of non-Maltese cases were opened at Appogg (488), followed by FSWS Gozo (329) and Child Protection Directorate over the past 5 years.

Non-Maltese cases opened by continent of nationality

The number of new and recontact cases opened between 2019 and 2023 are being presented by continent of nationality to analyse changes over time among non-Maltese cases.

Figure 4. The number of non-Maltese cases opened at FSWS by continent of nationality between 2019 and 2023



Note: Excluding Malta from the number of cases opened involving nationalities from Europe and cases where nationality was not specified, to focus solely on cases opened by non-Maltese nationals.

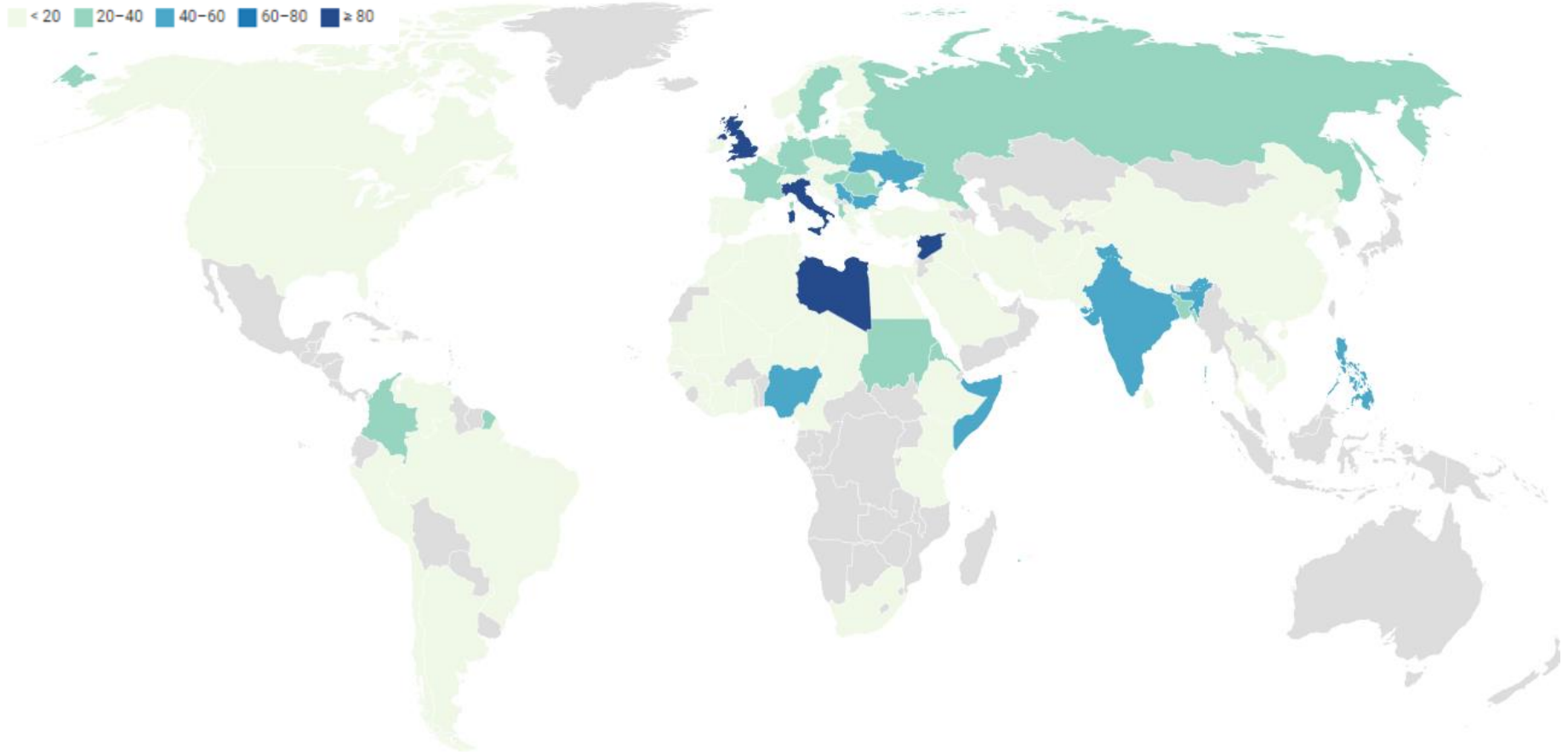
Figure 4 shows that the number of cases opened consisting of European nationals, has reached the highest number (876) when comparing data from the last five years. In 2021, cases opened involving European nationals (excluding Maltese) (663), and African nationals (628) nationals were almost equal. Comparing data from the previous 5 years, in 2023, the lowest number of cases opened by African nationals (327) was recorded. In terms of Asian nationals, the number of cases opened increased between 2019 and 2022 and have fallen from 377 in 2022 to 317 in 2023.

When analysing cases involving European nationals, this group can be further divided into two subcategories: nationals from countries within the European Union and nationals from non-EU European countries. Following the withdrawal of the UK from the EU in 2020, the percentage of nationalities from non-EU countries stood at 47%, 57% and 50% in 2021, 2022 and 2023, respectively.

Non-Maltese cases opened by nationality

In terms of cases opened by nationality (e.g. British, Italian and French) the data included in this section focuses mainly on 2023, to determine the most common nationalities of cases at FSWS.

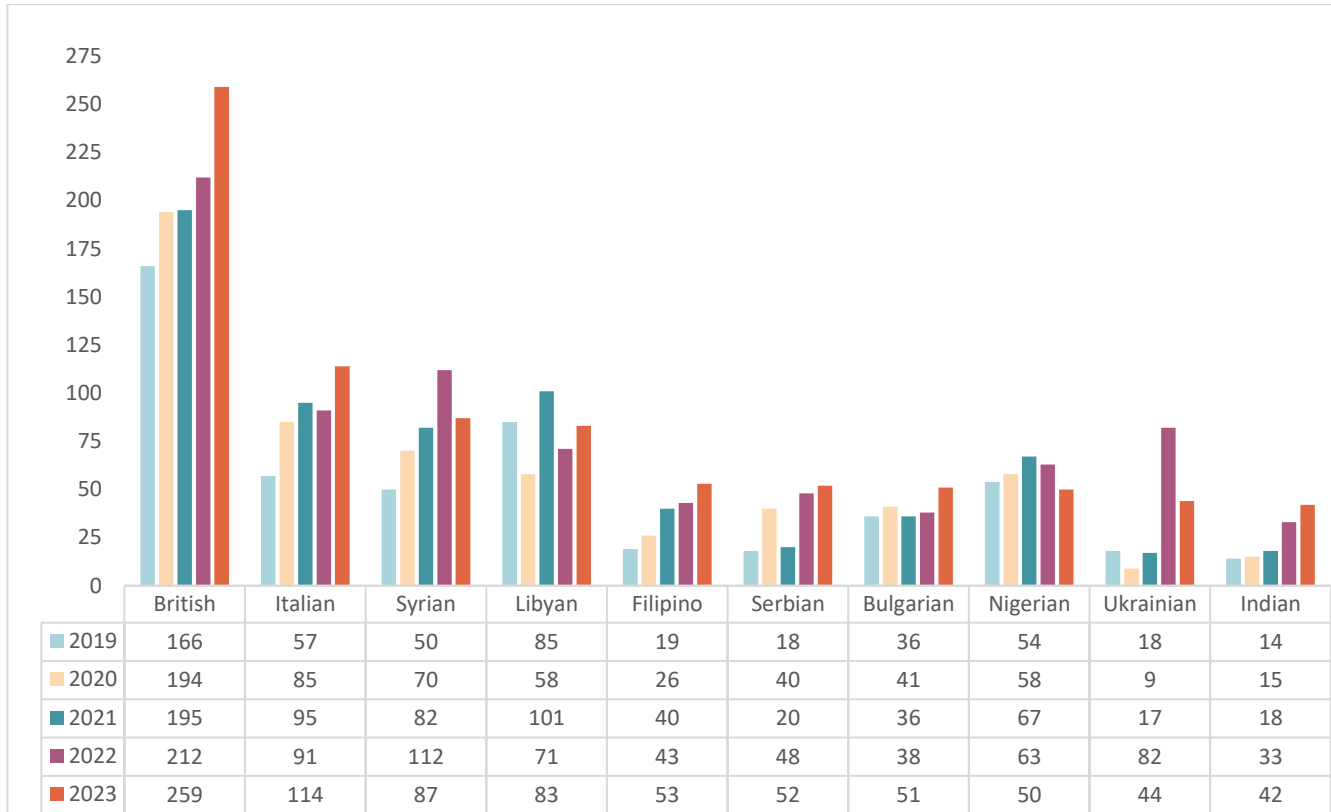
Figure 5. World map showcasing the cases opened at FSWS in 2023 by nationality



Note: Excluding the number of cases opened involving Maltese.

Cases within the FSWS have various nationalities from countries encompassing all continents, as can be seen in Figure 5. In 2023, the highest number of non-Maltese cases opened were British (265), followed by Italian (114), Syrian (87), Libyan (83) and Filipino (53). The [Appendix](#) contains a list of all the nationalities of cases opened between 2019 and 2023.

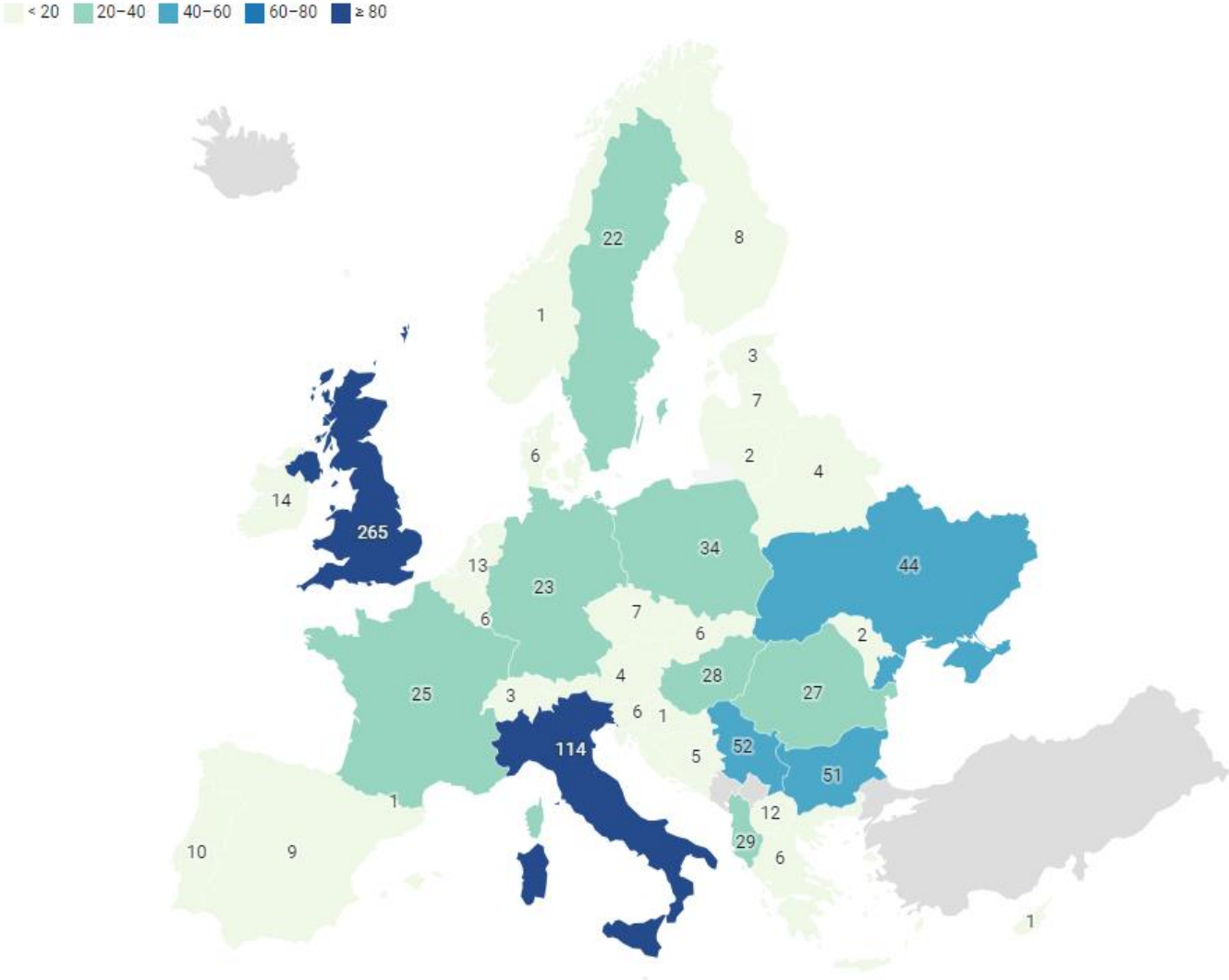
Figure 6. The number of cases opened at FSWS involving different nationalities between 2019 and 2023: Top 10 ranking nationalities in 2023



Note: Excluding the number of cases opened involving Maltese.

Over the past 5 years, cases were mostly opened by British nationals, which in this instance does not include service users who identified themselves as Scottish or Welsh (see Figure 6). This was followed by Italians. There have been relatively large fluctuations in the number of opened cases involving Ukrainian nationals, with a large increase from 17 opened cases in 2021 to 82 opened cases in 2022, followed by an almost 50% decrease to 44 in 2023. Cases opened which involved Filipino and Indian cases, have been steadily increasing between 2019 and 2023.

Figure 7. The number of cases opened at FSWS involving European nationals in 2023



Note: Excluding the number of cases opened involving Maltese and Russian nationals.

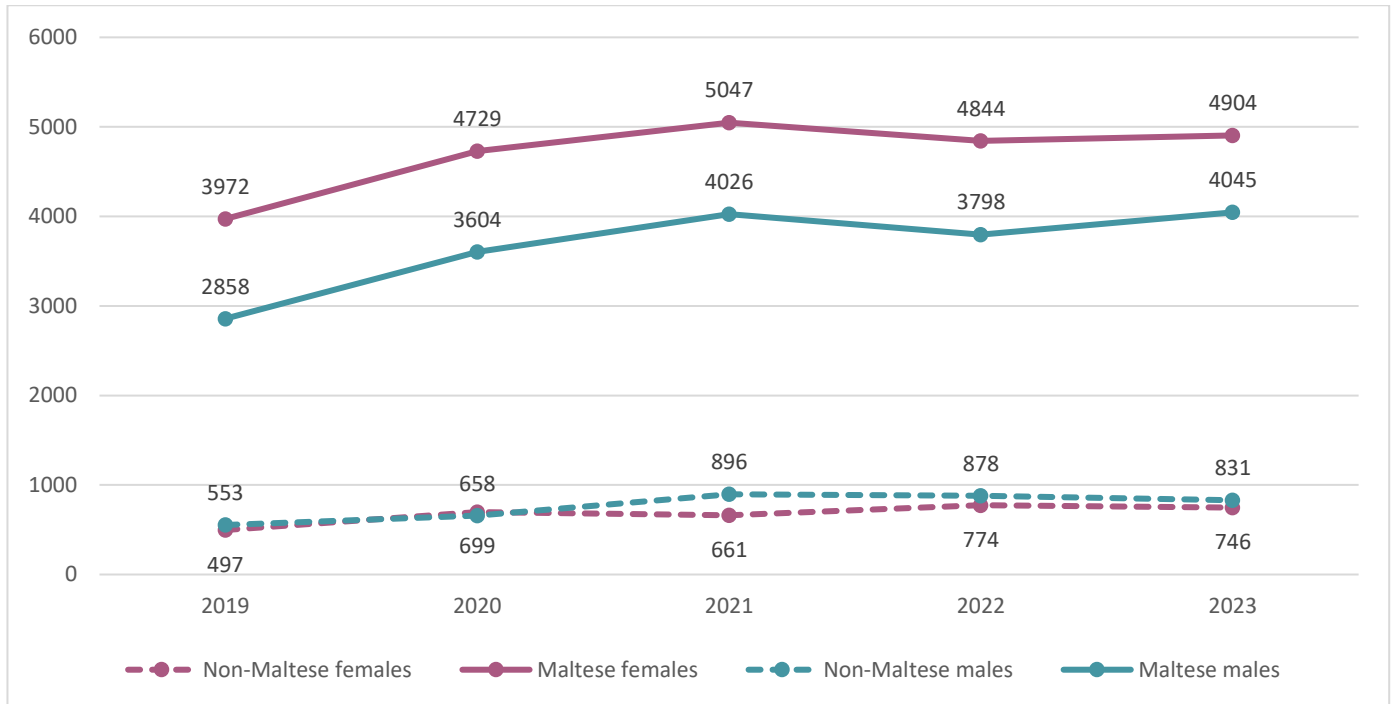
As specified in Figure 4, when analysing the number of cases opened by continent of nationality, Europe had the highest number (876). The map in Figure 7 further explores the European continent and presents the number of cases opened by country of nationality.

In 2023, cases from the UK (including England, Northern Ireland, Scotland and Wales 265) accounted for the highest number of cases with a European nationality, followed by Italy (114), Serbia (52), Bulgaria (51) and Ukraine (44).

Nationality by socio-demographic factors

This section analyses socio-demographic data such as gender by nationality of non-Maltese cases opened between 2019 and 2023.

Figure 8. The number of cases opened by gender, stratified by nationality grouping between 2019 and 2023



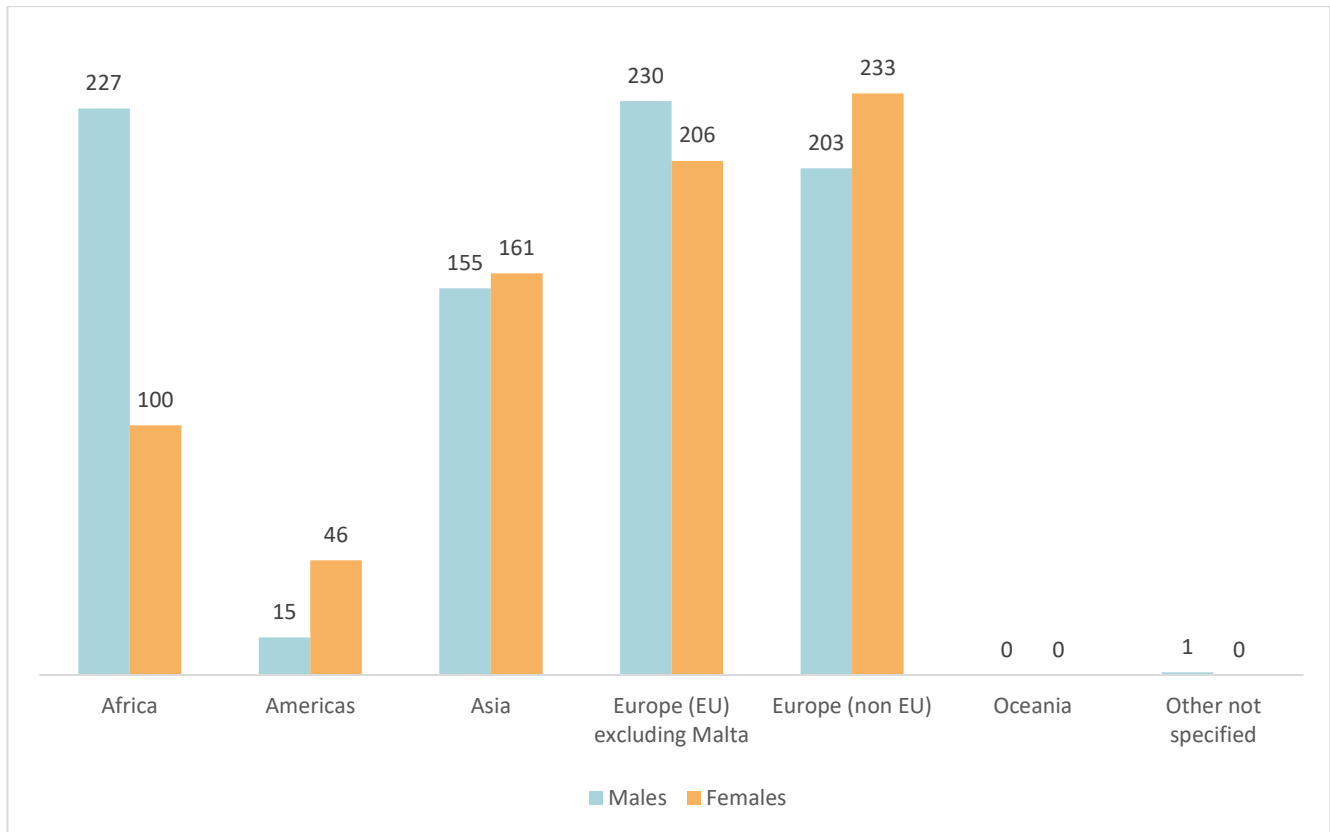
Note: Non-Maltese Gender X = 4; Maltese Gender X = 8.

Over the years, the highest number of cases opened were Maltese female service users, however amongst non-Maltese service users, a higher number of cases were generally opened among males although the gap between genders is less wide relatively speaking (see Figure 8). In 2023, there were only 4 cases opened among non-Maltese whose gender was X.

Among Maltese cases, the percentage of females compared to males stood at 58% (in 2019), 57% (2020), 55% (2021) and 56% (2022) and 55% (2023), highlighting that amongst Maltese relatively higher percentage of cases are opened for females. Conversely, amongst non-Maltese cases, the percentage of females compared to males was 47% (in 2019), 51% (2020), 42% (2021) and 47% (2022 and 2023), showing that, with the exception of 2020, a higher percentage of cases opened of non-Maltese males than non-Maltese females seems to apply through the years.

Of all the cases opened involving females throughout FSWS, 13% (746) of cases consisted of non-Maltese, which has remained similar to the 14% (774) reported in the previous year. Amongst all males, non-Maltese accounted for 17% (831) of cases opened, which decreased very slightly from 19% (878) in 2022.

Figure 9. The number of cases opened at FSWS by gender, stratified by continent of nationality in 2023



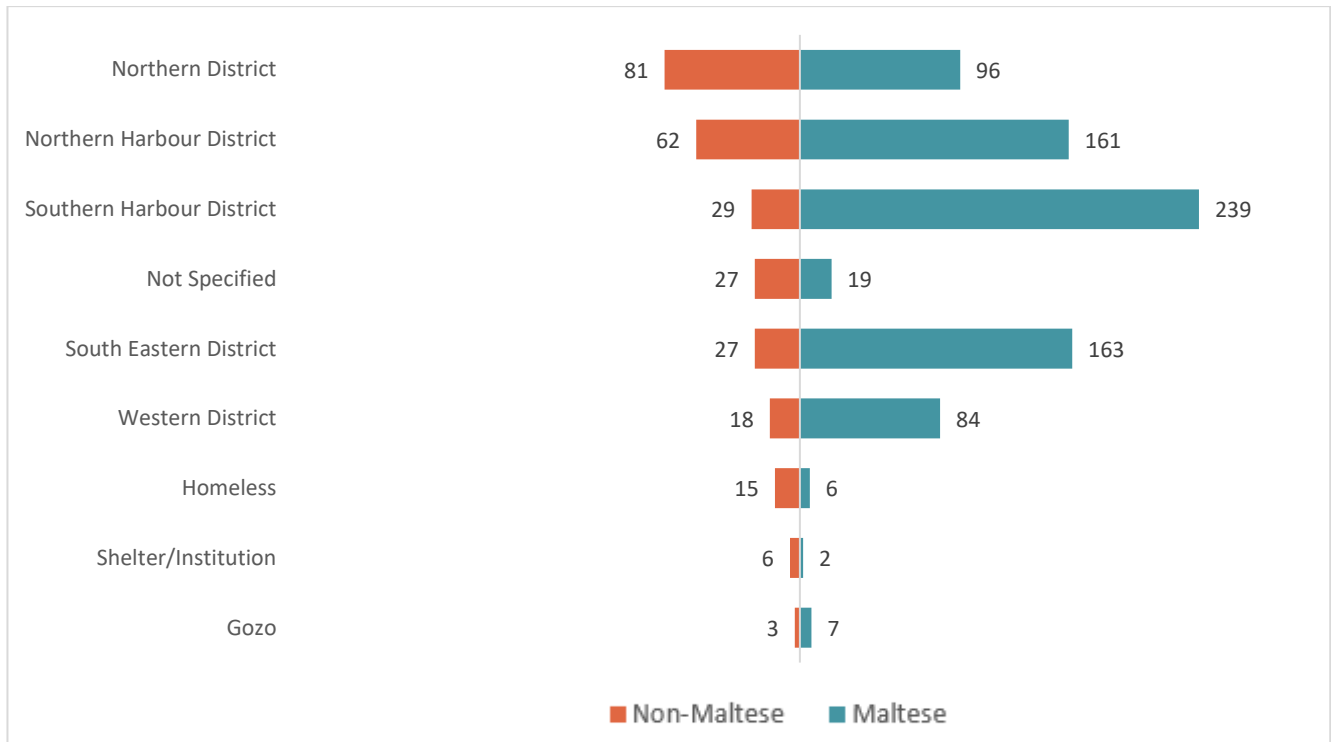
Note: Excluding Malta from the number of cases opened involving nationalities from Europe (EU) to focus solely on cases opened by non-Maltese nationals. Non-Maltese Gender X = 4.

In 2023, there were more cases opened consisting of non-Maltese males (831) than non-Maltese females (746) across the FSWS. Amongst all groups displayed in Figure 9, the highest number of cases opened were females with a European (non-EU) nationality (233), followed by males with a European (EU) nationality (230), and males with an African nationality (227). There is no consistent pattern in terms of the extent and nature of gender differences by continent of nationality. For example, the number of males with an African nationality was 127% higher compared to their female counterparts.

In contrast, the number of cases opened by females with nationality from the Americas (46) was 207% higher than their male counterparts (15). Americas here encompasses nationalities from all parts of the American continent (North and South America).

The number of cases opened by service users with an Asian nationality were almost equal for females (161) and males (155), with the number being only 4% higher in females compared to males.

Figure 10. The number of cases opened at IFSS and Community Services by nationality grouping stratified by district of residence in 2023

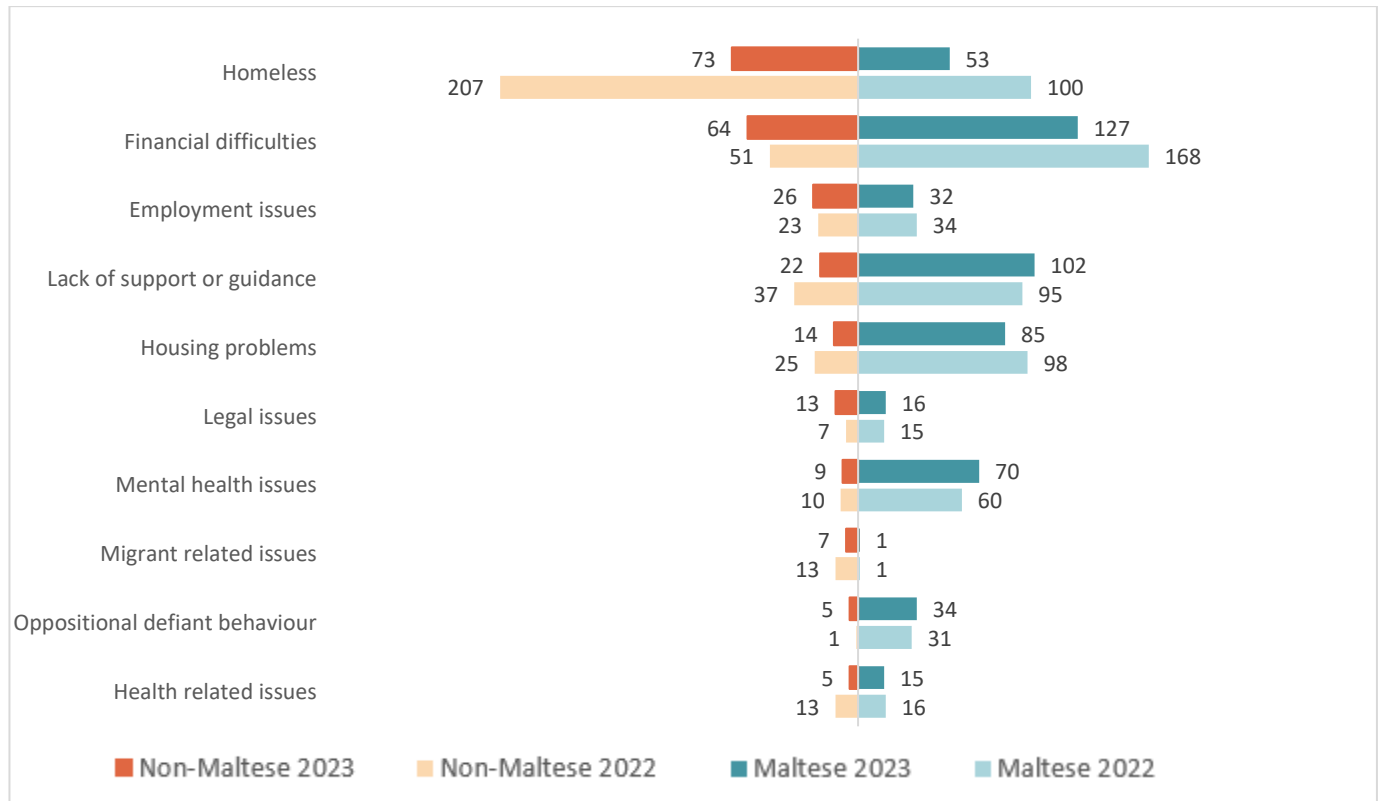


Note: The district of residence is self-reported by service users within the reported year. Data from IFSS and Community Services was analysed since these are the largest services provided at FSWS.

The district of residence for non-Maltese nationals was analysed from the data collected by town of the largest two services provided at FSWS, which are IFSS and Community Services.

A total of 268 non-Maltese cases were opened at IFSS and Community Services. The Northern district had the highest number of cases opened involving non-Maltese in 2023 (81). The number of non-Maltese cases opened who reported that they were homeless continued to decrease from 114 in 2021, to 88 in 2022 to only 15 in 2023. It is important to note that the term homeless here refers to the cases without a postal address as opposed to those accessing FSWS services due to being at risk of homelessness. Hence, the number of cases opened which involved homeless cases in Figure 10, and the number of cases opened due to homelessness in Figure 11, will not match.

Figure 11. The number of cases opened at IFSS and Community Services by nationality groupings between 2022 and 2023: Top 10 ranking primary problems in 2023



Note: Data is ranked by primary problems reported by non-Maltese cases opened in 2023

The data collected by IFSS and Community Services was analysed to determine the most common primary problems reported by non-Maltese nationals and compared to the primary problems reported by Maltese nationals in 2022 and 2023. The primary problem refers to the key issue or the first issue recorded as identified by the service users or the professionals (see the [Glossary of terms](#) for a definition).

From all the cases opened at IFSS and Community Services in 2023, homelessness continued to be the primary problem reported by the largest number of non-Maltese cases, as shown in Figure 11. In 2023, 73 non-Maltese cases opened reported homelessness as their primary problem, which has decreased from 207 cases opened in 2022. This was the only problem among those displayed which was reported by a higher number of non-Maltese compared to Maltese opened cases.

Other primary problems reported by cases opened of non-Maltese service users which ranked in the top 10 in 2023, were similar to those reported by Maltese service users. Financial difficulties rated highly among Maltese and non-Maltese cases (12% vs. 6% of all the cases opened at IFSS and Community Services). A definition of the primary problems can be found in the [Glossary of terms](#).

Figure 12. Primary problems among cases opened at IFSS and Community Services by continent of nationality in 2023

	Homelessness	Financial difficulties	Employment issues	Lack of support	Housing problems
Africa	42	22	10	7	5
Americas	1	3	0	1	0
Asia	12	12	8	6	3
Europe (EU)	14	15	4	2	3
Europe (Non-EU)	4	12	4	6	3
Oceania	0	0	0	0	0
Malta	53	127	32	102	85
Other not specified	0	0	0	0	0
Not specified	0	0	0	0	0
TOTAL	126	191	58	124	99

Note: Malta was included underneath for comparison purposes.

The primary problems reported in non-Maltese cases opened were analysed by the continent of nationality. In Figure 12, the ranking of the primary problem reported by non-Maltese nationals was used to highlight the pertinent problems for which they seek support. The primary problems reported by Maltese, were displayed separately to allow comparison.

When stratifying non-Maltese cases opened by continent of nationality, a higher number of cases involving African nationals (42) reported homelessness as their primary problem, followed by European (EU) nationals (14) as shown in Figure 12. Financial difficulties were reported mostly by cases with a European nationality, both within the EU and outside the EU (27), followed by cases with an African nationality (22). Again, cases of African nationals (10) ranked highest in reporting employment issues as their primary problem, followed by European nationals both within the EU and outside the EU (8).

References

FSWS (2018). *Homelessness Project*. Unpublished report. Research Unit.

Juškevičienė, A. (2014). What does nationality mean today? Construction of national identity of the students who are attending Lithuanian schools. *Mediterranean Journal of Social Sciences*, 5(22), 20.

National Statistics Office (2023). End year Population Estimates by age, sex, citizenship and district. <https://nso.gov.mt/world-population-day-11-july-2023/>

Piattoeva, N. (2016). Citizenship and nationality. *The Wiley Blackwell encyclopaedia of race, ethnicity, and nationalism*. Wiley Online Library. doi, 10, 9781118663202.

United Nations (2018). *The Report on the World Social Situation: Promoting Inclusion Through Social Protection*. <https://doi.org/10.18356/73b840e6-en>

Glossary of terms

Variable	Definition
Cases worked with	The total number of service user cases that were new, re-contact or known in the reporting year and intake cases still on intake at the end of the reporting period. This does not indicate the number of individuals as some individuals could attend the service more than once in the same reporting year. For example, 1 individual may have re-contacted the service 3 times in the same year and would account for 3 cases worked with in the same year.
New & recontact case	When a case was opened or allocated. This includes new cases (first ever contact with the service) and re-opened cases (cases worked with in the past) and so the same individual may be seen more than once in a year.
Known case	Cases that were activated or opened in the previous reporting years and that are still active in the current reporting year. This may also be referred to as cases carried over from previous years.
Primary problem	Service users often present a complexity of issues. The primary issue is the only, main, or first issue recorded as identified by the service user or the professional.
Homelessness	A homeless person is someone who does not have access to accommodation which they can reasonably occupy, whether this accommodation is legally their own property or whether the property is rented; provided by institutions; provided by employers; or occupied rent-free under some contractual or other arrangement.
Financial difficulties	Issues concerning finances, either lack of or at risk of losing financial security, such as social security.
Employment issues	Issues concerning employment such as harassment, discrimination, wage abuse, safety issues, difficulties in finding employment and working illegally.
Lack of support or guidance	Individuals who have limited or non-existent support network beyond their immediate family.
Housing problems	Concerns safety issues in the home or else difficulty finding alternative appropriate dwellings.
Legal issues	Issues concerning legal aspects such as finding legal advice, pending court cases, and legal fees.
Mental health issues	Issues related to mental health which cause serious disorder in a person's behaviour or thinking. Diagnosed means that a professional diagnosed the condition according to the Diagnostic and Statistical Manual of Mental Disorders (DSM-5).
Migrant related issues	Issues that migrants experience such as residence permits and being undocumented. The different statuses for undocumented migrants consist of asylum seekers, subsidiary protection, temporary humanitarian protection and failed asylum seekers.
Oppositional defiant behaviour	Issues related to oppositional defiant behaviour, consists of severe disobedient behaviours. They are behaviour problems consisting of severe tantrums, argumentativeness, easily angered, severely critical, impulsiveness, severe disobedience and hostile behaviour towards authority figures.
Health related issues	Health issues are related to physical issues and exclude mental health issues.

Maltese districts

District	Towns
Northern Harbour District	Birkirkara, Gzira, Hamrun, Msida, Pembroke, Pieta, Qormi, San Giljan, San Gwann, Santa Venera, Sliema, Swieqi, Ta' Xbiex.
Southern Harbour District	Birgu, Bormla, Fgura, Floriana, Isla, Kalkara, Luqa, Marsa, Paola, Santa Lucija, Tarxien, Valletta, Xghajra, Zabbar.
South Eastern District	Birzebbugia, Ghaxaq, Gudja, Kirkop, Marsaskala, Marsaxlokk, Mqabba, Qrendi, Safi, Zejtun, Zurrieq.
Western District	Attard, Balzan, Dingli, Iklin, Lija, Mdina, Mtarfa, Rabat, Siggiewi, Zebbug.
Northern District	Gharghur, Mellieha, Mgarr, Mosta, Naxxar, San Pawl il Bahar.
Gozo and Comino	Rabat, Fontana, Ghajnsielem, Gharb, Ghasri, Kercem, Munxar, Nadur, Qala, San Lawrenz, Sannat, Xaghra, Xewkija, Zebbug, Comino.
Homeless	Not residing within any residence.
Shelter/institution	Resides in a residential home (e.g., elderly home), shelter (e.g., Ghabex or YMCA), centre for residential restorative services (CoRRS) or medical facility (e.g., Mount Carmel Hospital).

Appendix

Number of cases opened by nationality and year.

Continent	Nationality	2019	2020	2021	2022	2023
Asia	Afghan	0	6	2	6	3
Europe (non-EU)	Albanian	10	14	21	32	29
Africa	Algerian	2	6	5	4	8
Americas	American	6	11	4	7	5
Europe (EU)	Andorran	0	0	1	0	1
Americas	Argentinian	1	0	0	1	5
Asia	Armenian	0	1	0	1	0
Oceania	Australian	9	9	1	3	0
Europe (EU)	Austrian	1	4	6	5	4
Asia	Azerbaijan	0	0	1	1	0
Asia	Bangladeshi	5	3	4	46	32
Europe (EU)	Belgian	2	4	3	8	4
Europe (non-EU)	Belarusian	0	3	1	3	5
Africa	Beninese	1	0	0	0	0
Europe (non-EU)	Bosnian	4	0	2	3	5
Africa	Botswanan	1	0	0	0	0
Americas	Brazilian	4	11	3	7	16
Europe (non-EU)	British	166	194	195	212	259
Europe (EU)	Bulgarian	36	41	36	38	51
Africa	Burkinis	0	0	1	2	0
Asia	Cambodian	1	8	1	0	1
Africa	Cameroonian	2	3	3	2	4
Americas	Canadian	3	4	12	4	5
Africa	Chadian	2	9	12	5	3
Americas	Chilean	1	0	0	0	1
Asia	Chinese	5	4	9	5	9
Americas	Colombian	6	8	2	19	20
Africa	Congolese	1	0	1	0	0
Europe (EU)	Croatian	1	4	1	3	1
Americas	Cuban	0	0	1	0	0
Europe (EU)	Cypriot	2	0	1	0	1
Europe (EU)	Czech	5	3	9	6	7
Europe (EU)	Danish	3	2	0	2	6
Americas	Dominican	1	0	0	0	0
Europe (EU)	Dutch	11	5	10	9	13
Africa	Egyptian	10	18	16	35	12
Africa	Emirati	0	0	0	1	0
Africa	Eritrean	59	80	67	61	24
Europe (EU)	Estonian	0	0	5	1	3

Continent	Nationality	2019	2020	2021	2022	2023
<i>Africa</i>	Ethiopian	22	36	20	16	7
<i>Asia</i>	Filipino	19	26	40	43	53
<i>Europe (EU)</i>	Finnish	8	6	13	5	8
<i>Europe (EU)</i>	French	13	10	10	14	25
<i>Africa</i>	Gabonese	0	1	0	0	0
<i>Africa</i>	Gambian	6	5	13	3	4
<i>Asia</i>	Georgian	2	4	1	11	9
<i>Europe (EU)</i>	German	20	11	20	33	23
<i>Africa</i>	Ghanaian	4	7	20	10	13
<i>Europe (EU)</i>	Greek	1	6	5	6	6
<i>OAmericas</i>	Guatemalan	0	1	1	0	0
<i>Africa</i>	Guinean	2	2	13	4	8
<i>Americas</i>	Haitian	0	0	0	0	1
<i>Europe (EU)</i>	Hungarian	14	20	26	21	28
<i>Europe (non-EU)</i>	Icelander	0	1	1	1	0
<i>Asia</i>	Indian	14	15	18	33	42
<i>Asia</i>	Indonesia	1	0	2	1	0
<i>Asia</i>	Iranian	1	0	4	4	1
<i>3Asia</i>	Iraqi	2	1	4	1	3
<i>Europe (EU)</i>	Irish	3	8	14	6	14
<i>Asia</i>	Israeli	0	0	0	0	1
<i>Europe (EU)</i>	Italian	57	85	95	91	114
<i>Africa</i>	Ivorian	12	7	17	11	6
<i>Americas</i>	Jamaican	0	1	0	1	0
<i>Asia</i>	Japanese	0	0	0	1	0
<i>Asia</i>	Jordanian	0	0	0	2	0
<i>Asia</i>	Kazakhstani	2	0	1	0	0
<i>Africa</i>	Kenyan	0	2	0	3	3
<i>Asia</i>	Kurdistan	0	0	0	0	0
<i>Asia</i>	Kyrgyzstani	0	0	1	0	1
<i>Europe (EU)</i>	Latvian	3	2	3	5	7
<i>Asia</i>	Lebanese	1	2	0	0	1
<i>Africa</i>	Liberian	1	4	2	3	1
<i>Africa</i>	Libyan	85	58	101	71	83
<i>Europe (EU)</i>	Lithuanian	3	5	4	2	2
<i>Europe (EU)</i>	Luxembourger	0	0	2	0	6
<i>Europe (non-EU)</i>	Macedonian	7	10	15	12	12
<i>Africa</i>	Malawian	0	0	0	0	0
<i>Asia</i>	Malaysian	1	0	0	1	0
<i>Asia</i>	Maldivian	1	0	0	1	0
<i>Africa</i>	Malian	3	2	6	4	4

Continent	Nationality	2019	2020	2021	2022	2023
<i>Europe (EU)</i>	Maltese	6832	8368	9121	8653	8961
<i>Africa</i>	Mauritanian	4	4	2	1	3
<i>Africa</i>	Mauritian	0	0	0	0	2
<i>Americas</i>	Mexican	0	0	0	0	0
<i>Europe (non-EU)</i>	Moldavian	3	4	4	2	2
<i>Europe (non-EU)</i>	Monacan	0	0	0	0	0
<i>Europe (non-EU)</i>	Montenegrin	0	0	0	1	0
<i>Africa</i>	Moroccan	19	29	30	24	16
<i>Asia</i>	Nepalese	2	4	16	9	11
<i>Oceania</i>	New Zealander	0	2	0	0	0
<i>Africa</i>	Nigerian	54	58	67	63	50
<i>Africa</i>	Nigerien	0	0	8	5	7
<i>Europe (non-EU)</i>	Norwegian	1	2	4	1	1
<i>Asia</i>	Pakistani	12	22	9	15	15
<i>Asia</i>	Palestinian	3	8	2	4	4
<i>Americas</i>	Peruvian	0	0	0	1	1
<i>Europe (EU)</i>	Polish	22	16	17	18	34
<i>Europe (EU)</i>	Portuguese	5	6	10	2	10
<i>Asia</i>	Qatari	0	0	0	0	2
<i>Europe (EU)</i>	Romanian	28	35	28	11	27
<i>Europe (non-EU)</i>	Russian	14	24	19	28	20
<i>Africa</i>	Rwandan	0	1	1	0	1
<i>Asia</i>	Saudi Arabian	1	1	1	3	1
<i>Europe (non-EU)</i>	Scottish	4	10	7	6	3
<i>Africa</i>	Senegalese	3	0	7	0	1
<i>Europe (non-EU)</i>	Serbian	18	40	20	48	52
<i>Africa</i>	Sierra Leonean	1	0	2	13	0
<i>Asia</i>	Singaporean	1	0	0	0	0
<i>Europe (EU)</i>	Slovakian	7	6	6	5	6
<i>Europe (EU)</i>	Slovenian	0	8	0	2	6
<i>Oceania</i>	Solomon Islander	1	0	0	0	0
<i>Africa</i>	Somali	38	70	75	82	42
<i>Africa</i>	South African	6	11	8	7	12
<i>Asia</i>	South Korean	0	1	1	3	1
<i>Europe (EU)</i>	Spanish	1	13	13	10	9
<i>Asia</i>	Sri Lankan	2	1	0	5	2
<i>Africa</i>	Sudanese	11	21	117	44	22
<i>Europe (EU)</i>	Swedish	17	6	15	19	22
<i>Europe (non-EU)</i>	Swiss	0	1	3	1	3
<i>Asia</i>	Syrian	50	70	82	112	87
<i>Africa</i>	Tanzanian	0	1	0	0	1

Continent	Nationality	2019	2020	2021	2022	2023
<i>Asia</i>	Thai	1	1	2	3	3
<i>Africa</i>	Tobagonian	0	0	0	1	0
<i>Africa</i>	Togolese	2	0	5	1	0
<i>Africa</i>	Tunisian	11	13	7	17	14
<i>Asian</i>	Turkish	5	3	6	3	5
<i>Africa</i>	Ugandian	3	1	0	0	0
<i>Europe (non-EU)</i>	Ukrainian	18	9	17	82	44
<i>Asia</i>	Uzbek	1	2	1	1	3
<i>Americas</i>	Venezuelan	3	1	3	3	7
<i>Asia</i>	Vietnamese	1	1	0	1	3
<i>Europe (non-EU)</i>	Welsh	2	0	1	1	3
<i>Asia</i>	Yemeni	0	0	1	0	0
<i>Africa</i>	Zimbabwean	1	3	2	2	0
	Not Specified	1163	340	9	12	6
	Other Not Specified	11	61	32	33	1
	Grand Total	9051	10071	10689	10319	10549



Foundation for Social Welfare Services
Here for you

Research Team

Vision Statement:

Research that educates, inspires, and informs quality responses to improve the wellbeing of children, families, and communities.

Mission Statement:

To contribute to a knowledge base that informs responses to social needs through high quality research.