



**Agenzija Sedqa**

# **Yearly Statistical Report**

January – December 2022

**March 2023**



**Authors:**

Christine Marchand-Agius – Research Office, Leader  
Data analysis and editing

Stephanie Dimech – Research Office  
Data analysis and proof reading

Valentina Galdes – Research Office  
Proof reading

**Foundation for Social Welfare Services, Malta**

© Copyright, 2023

All rights reserved. No part of this publication may be reproduced, stored in a retrieval system, or transmitted, in any form or by any means, electronic, mechanical, photocopying, recording or otherwise, except as permitted by the Malta Copyright Act (Chapter 415), without the prior permission of the Foundation for Social Welfare Services.

*Citation: Foundation for Social Welfare Services (2023). Agenzija Sedqa Yearly Statistical Report 2022. Malta: Foundation for Social Welfare Services.*

---

**Foundation for Social Welfare Services**  
**212, Cannon Road, Santa Venera**  
**SVR 9034, Malta**

# Table of Content

Introduction .....	4
Executive Summary.....	5
Primary Prevention (PPV) .....	10
Addictions Community Service (ACT) .....	14
Case Activity.....	14
Details Regarding New and Re-contact Cases Opened .....	17
Court Services .....	22
Case Activity.....	22
Psychological Services (PS) .....	24
Case Activity.....	24
Details Regarding New and Re-contact Cases Opened .....	27
Substance Misuse Out-Patient Unit (SMOPU).....	30
Case Activity.....	30
Details Regarding New and Re-contact Cases Opened .....	33
Substance Misuse Out-Patient Unit Social Work Unit (SMOPU SW).....	37
Substance Misuse In-Patient Unit (SMIPU) .....	38
Case Activity.....	38
Details Regarding New and Re-contact Cases Opened .....	40
Komunita' Santa Marija Addiction Residential Rehabilitation Programme .....	43
Case Activity.....	43
Details Regarding New and Re-contact Cases Opened .....	45
Appendix .....	48
Glossary of Terms .....	48
Maltese Districts .....	49
Service Descriptions.....	50

# Introduction

This report provides statistical information regarding Agenzija Sedqa, which falls under the Foundation for Social Welfare Services (FSWS). The data includes, but is not limited to, the number of: cases worked with, individuals worked with, referrals, new and re-contact cases, and cases closed. Data regarding new and re-contact cases is also stratified by key socio-demographic variables in order to look at trends. All the information provided in this report gives an indication of service users attending the various services and some information about service performance. For this report, the term 'service users' refers to persons using the service from referral until case closure. For further information regarding the aims and activities of the services, please refer to the website: [fsws.gov.mt](http://fsws.gov.mt)

The data contained in this report is based on information submitted by the services to the FSWS's Research Team in mid-January 2023. Where applicable, the report provides data on an individual service user level (i.e., number of individuals) as well as on multiple service users attending multiple times level (i.e., number of cases). It is important to note that the same individuals may stop and start attending a given service multiple times in the reporting period and/or may be attending one or more services concurrently within the reporting period (i.e., have multiple cases recorded). As a result, the summing of data from services provides the number of cases worked with but the summing of the number of individuals may over-state the number of individuals attending the agency or directorate. With the Case Management System, we are now able to report the true number of individual service users across the entire Agency.

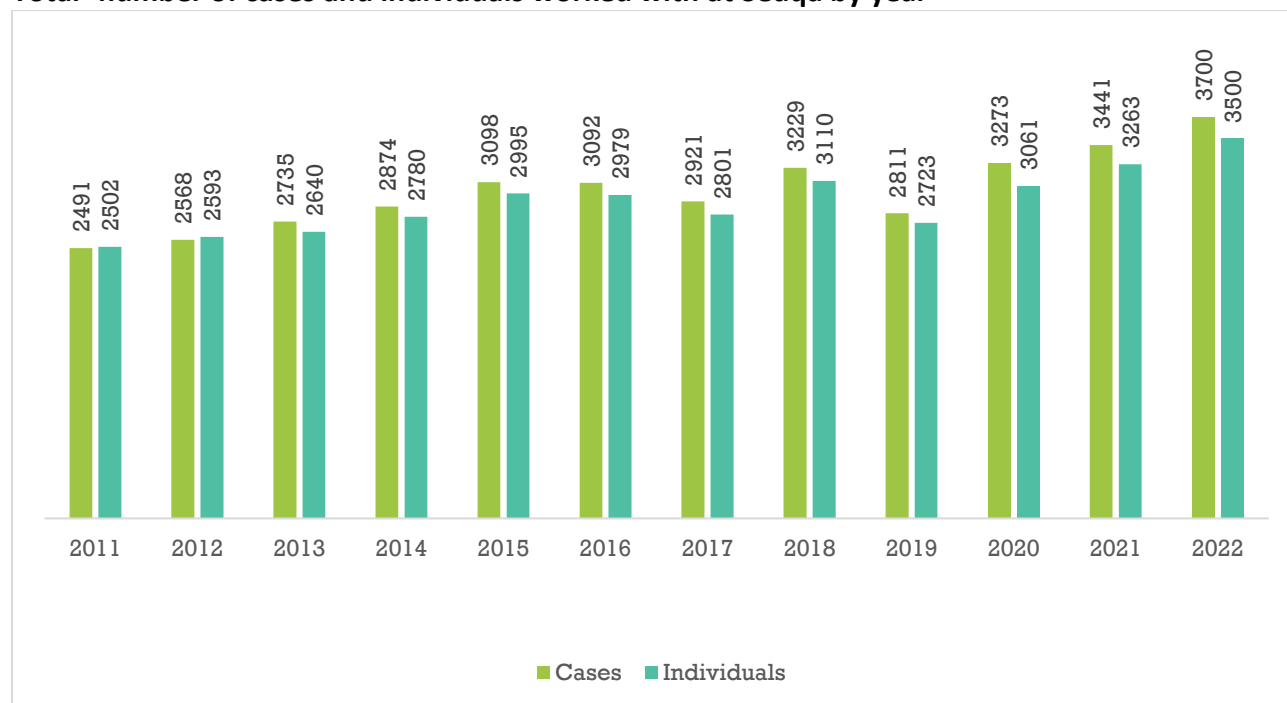
When new data collection systems are introduced, it can change how the data is collected, introduce new variables and thus impact observed trends. Relevant information about aspects which may have impacted the data and influence trends can be found as footnotes throughout the report.

This report would not have been possible without the kind assistance of each worker who provided and keyed the data.

*The data contained in this report is subject to revision and modification, as and when the relevant information becomes available.*

# Executive Summary

Total<sup>1</sup> number of cases and individuals worked with at Sedqa by year



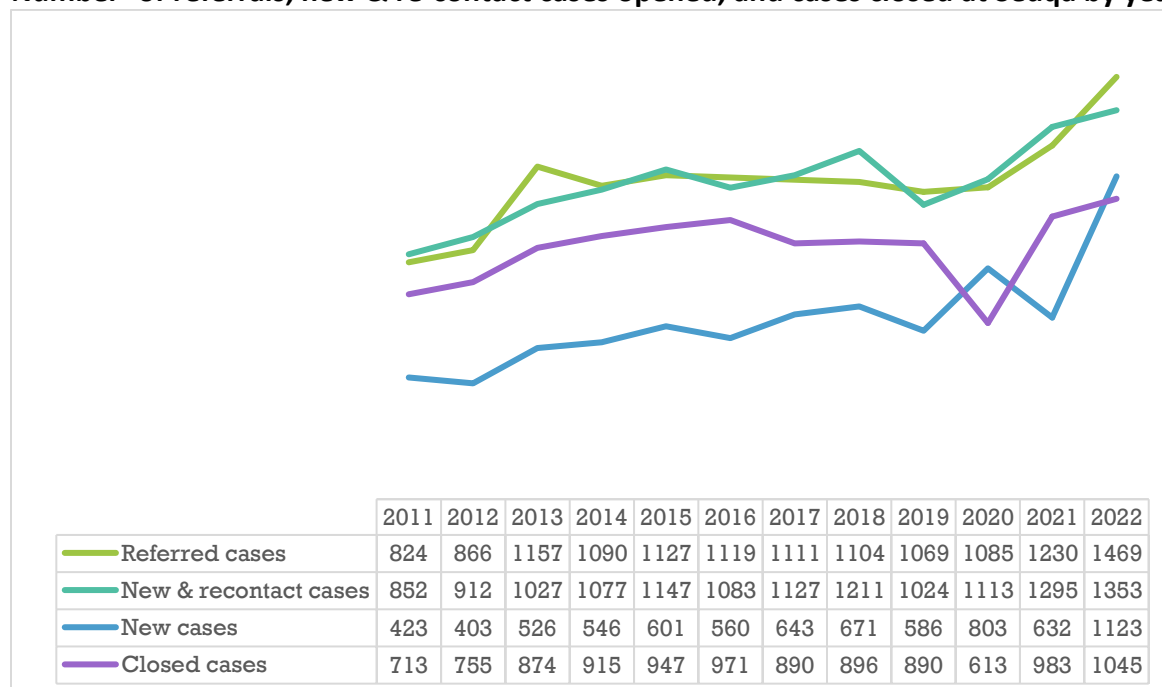
## Case activity: Jan–Dec 2022

Service	Cases worked with	Individuals worked with
Addictions Community Service	1083	1031
Psychological services	1032	947
Substance Misuse Out-patient Unit	1254	1251
Substance Misuse In-patient Unit	191	149
Komunita' Santa Marija Addiction Residential Rehabilitation Programme	140	122

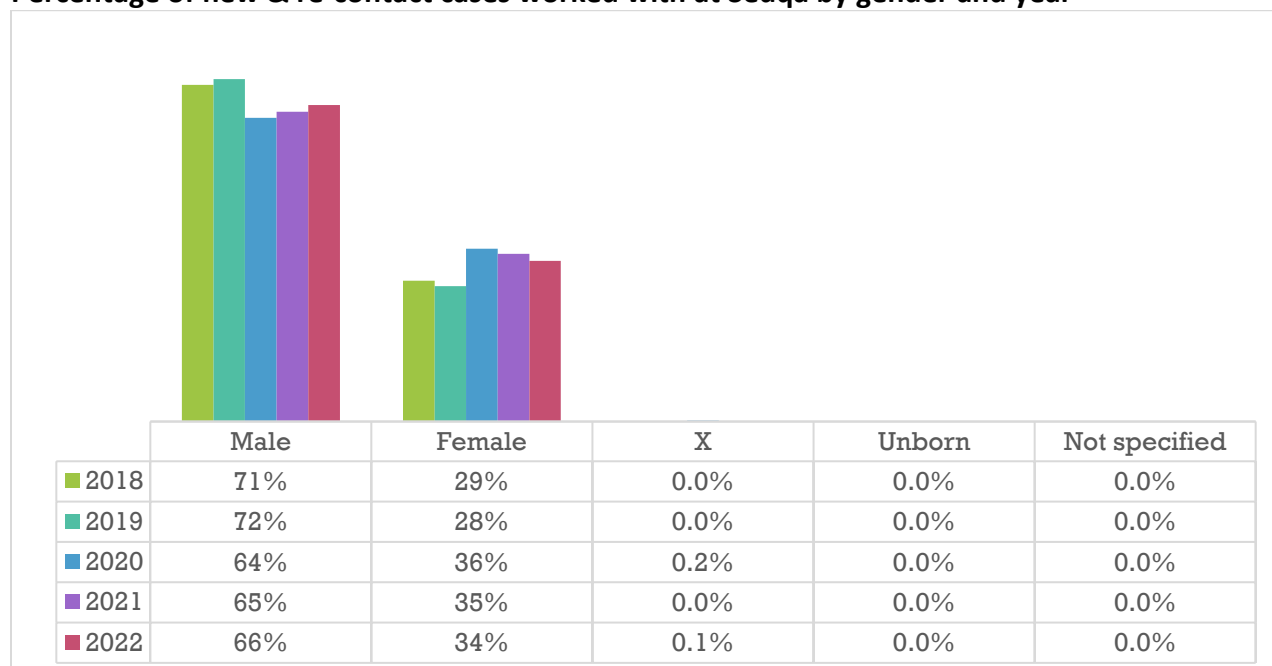
Service	Additional information
Primary Prevention Team	A total of <b>3,568</b> sessions which consisted of approximately <b>3,739</b> hours, with approximately <b>22,254</b> participants. A further <b>422</b> programmes and <b>44</b> other activities (e.g., media, outreach, exhibitions etc) were also conducted.
Courts	<b>120</b> active service users.
Social Work at Substance Misuse Out-patient Unit	Average of <b>107</b> service users per month.

<sup>1</sup> As of 2022, the number of individuals is the number of individuals across the entire Agency/Directorate. Prior to 2022 the number of individuals on an Agency/Directorate level was a sum of the individuals reported by each service and was thus only an approximation.

## Number<sup>2</sup> of referrals, new & re-contact cases opened, and cases closed at Sedqa by year

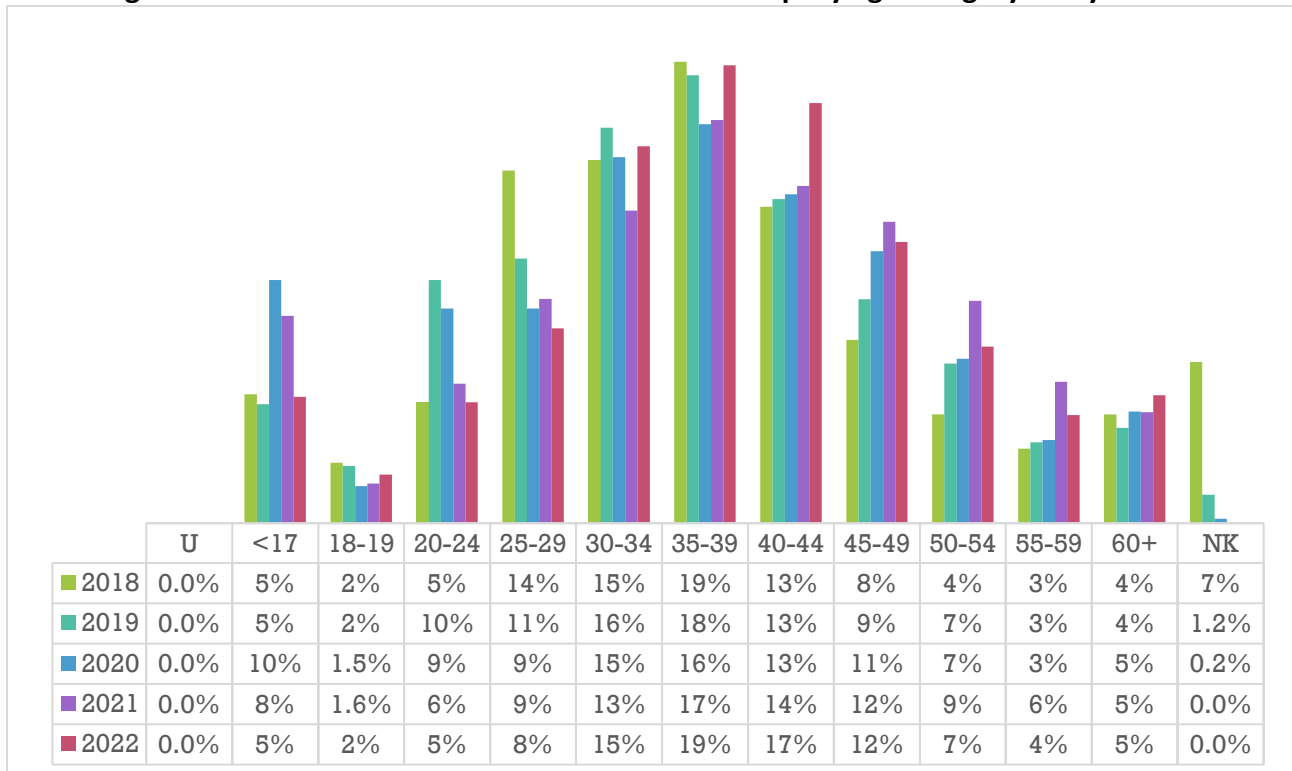


## Percentage of new & re-contact cases worked with at Sedqa by gender and year



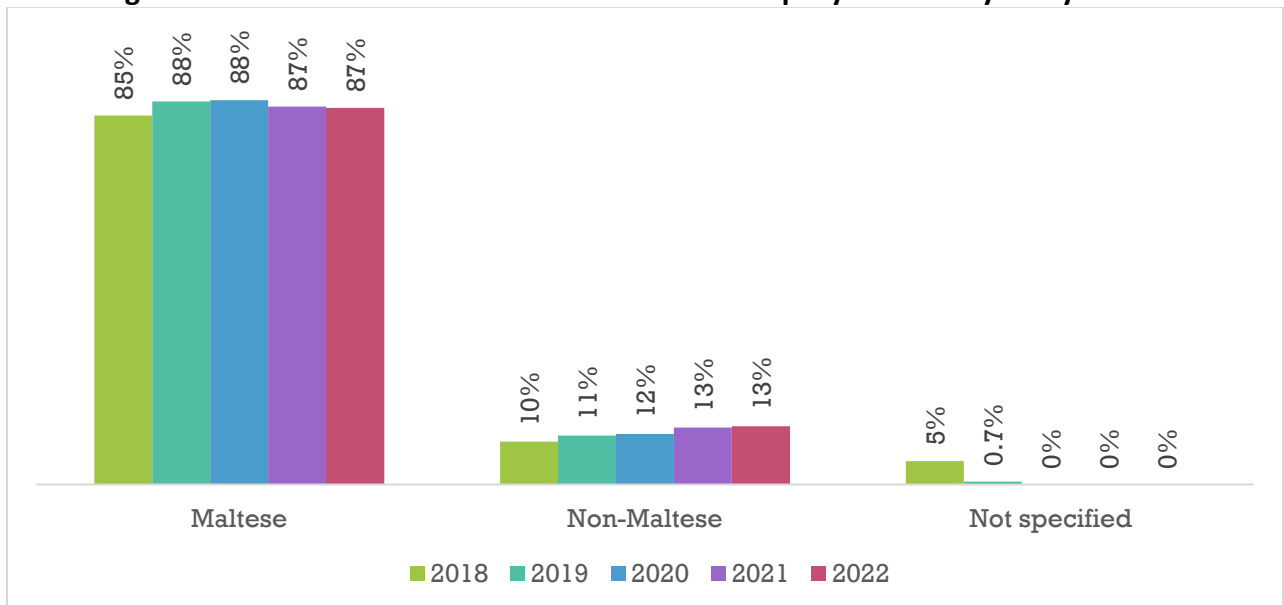
<sup>2</sup> As of 2022, the number of new cases is the number of new cases across the entire Agency/Directorate. Prior to 2022 the number of new cases on an Agency/Directorate level was a sum of the new cases reported by each service.

### Percentage of new & re-contact cases worked with at Sedqa by age category and year



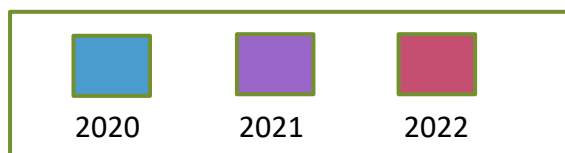
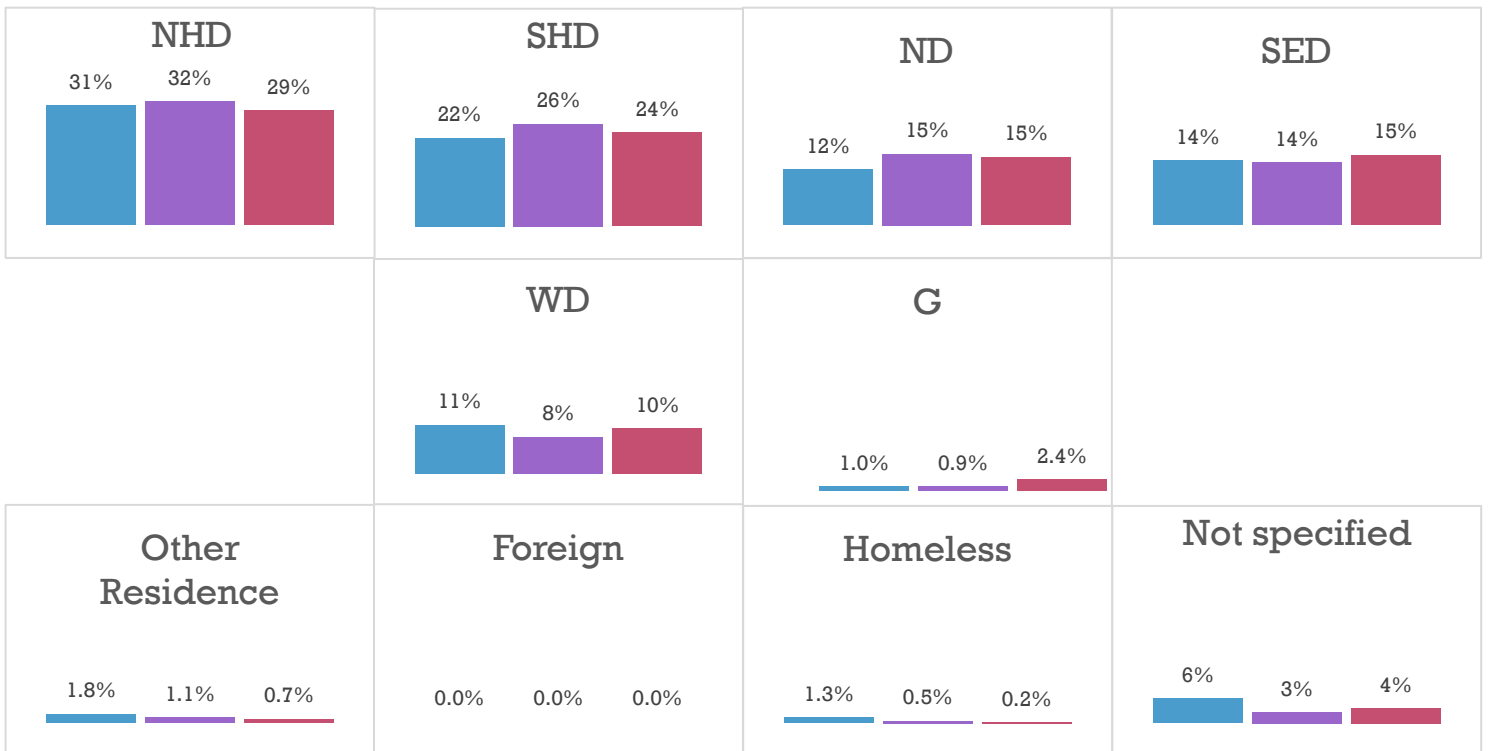
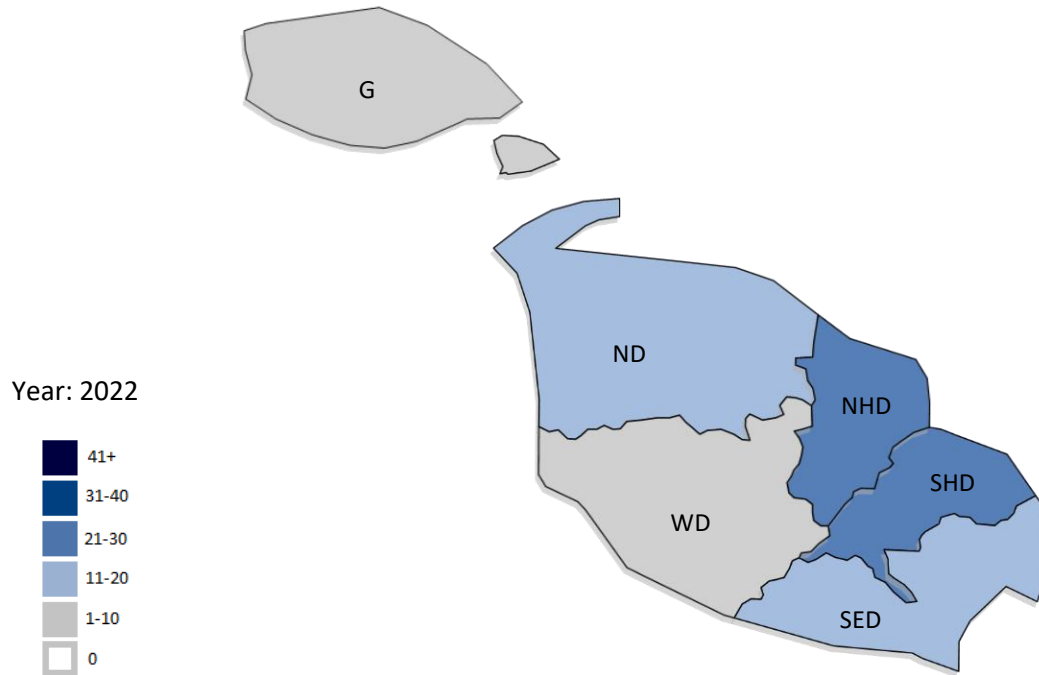
Graph Key<sup>3</sup>

### Percentage of new & re-contact cases worked with at Sedqa by nationality and year

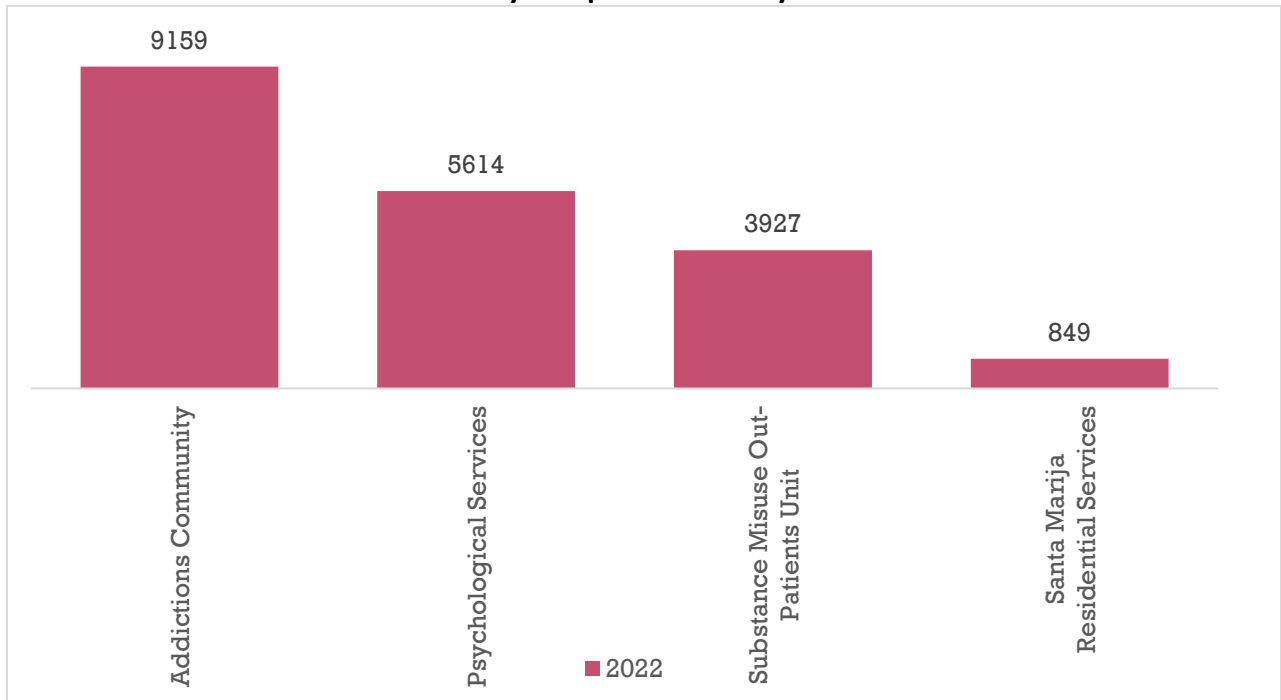


<sup>3</sup> U: Unborn; NK: Not Specified.

Percentage of new & re-contact cases worked with at Sedqa by district of residence and year



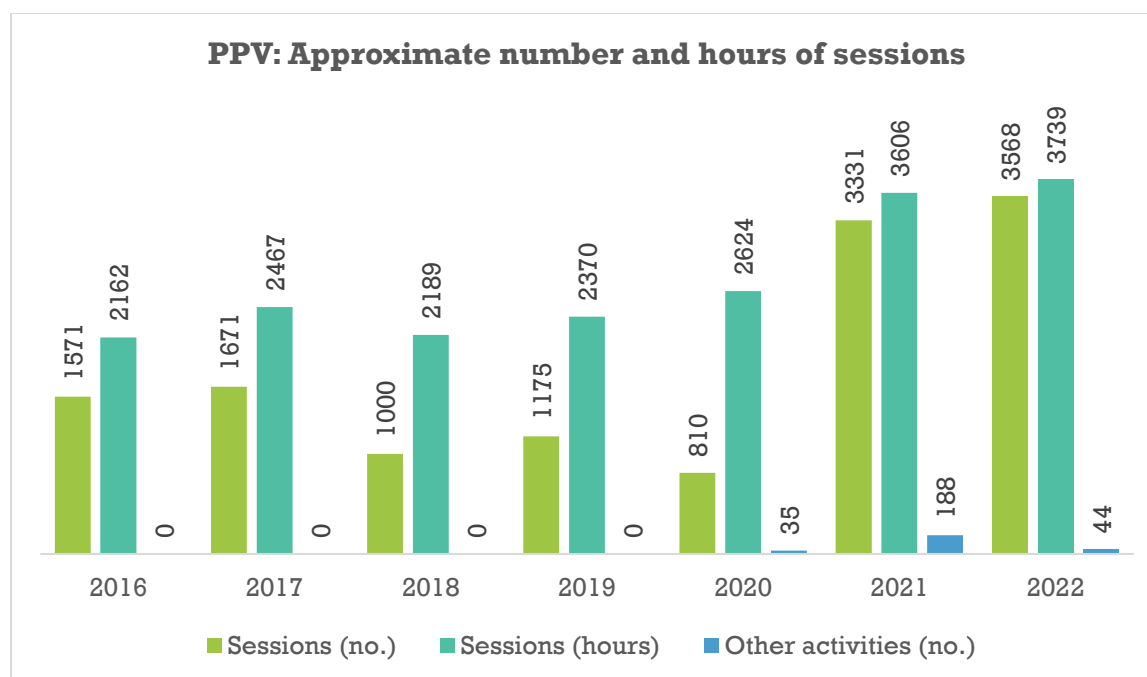
### Number of interventions conducted by Sedqa service and year



Note<sup>4</sup>

<sup>4</sup> Only provides the number of interventions that have been recorded within the Case Management System as completed or conducted.

# Primary Prevention (PPV)

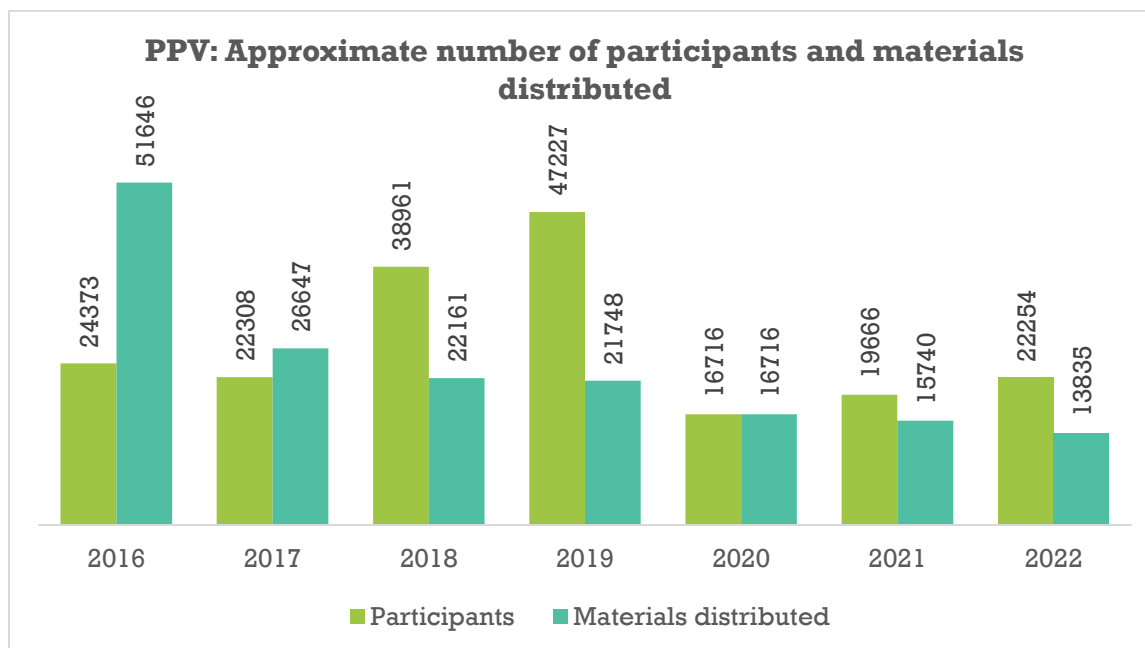


Note<sup>5</sup>

A total of **422** programmes were provided between January and December 2022. *One programme can consist of multiple sessions. For example, TFAL 3 programmes generally provides 6 sessions, TFAL 5 provides 5 sessions, Summer School Programme provides 4 sessions, Learning Centres can provide 3 to 5 sessions, and Teen Outside the Box Programme provides 3 sessions.*

A total of **663** of the **3568** sessions held between January and December 2022 were held online.

<sup>5</sup> Prior to 2021, sessions were recorded as interventions. Interventions referred to talks, sessions and programmes and multiple sessions were recorded as one intervention. In 2021 there was a change in reporting methods whereby all sessions began to be reported rather than the number of interventions. This would account for the changes observed.



Note<sup>6</sup>

**PPV: Approximate number of sessions, hours of sessions, participants and materials distributed by prevention sector January – December 2022**

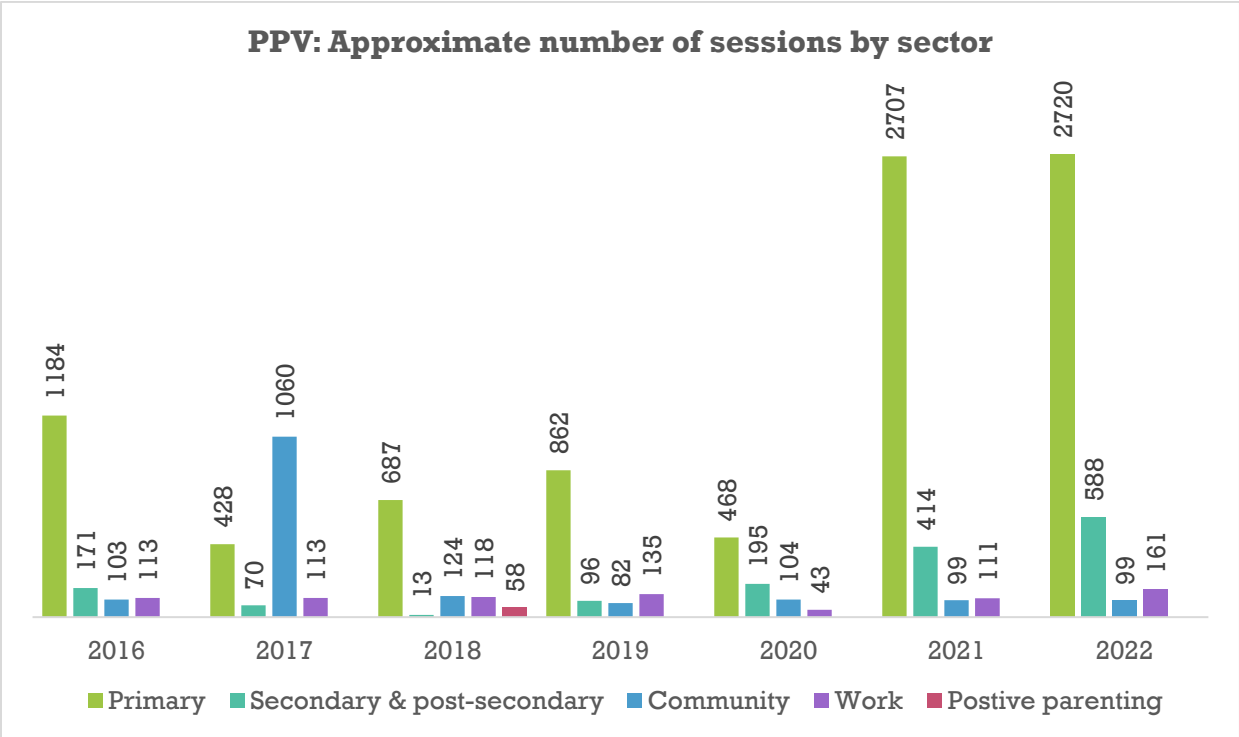
	Number of sessions	Number of Programmes <sup>7</sup>	Hours of sessions	Number of Participants	Number of Materials Distributed
Primary sector	2720	324	2720	9442	8603
Secondary & post-secondary sector	588	98	553	8452	2889
Community sector	99	-	188	1708	255
Work sector	161	-	278	2652	2088
<b>Total</b>	<b>3568</b>	<b>422</b>	<b>3739</b>	<b>22254</b>	<b>13835</b>

**PPV: Number of other activities conducted within the year**

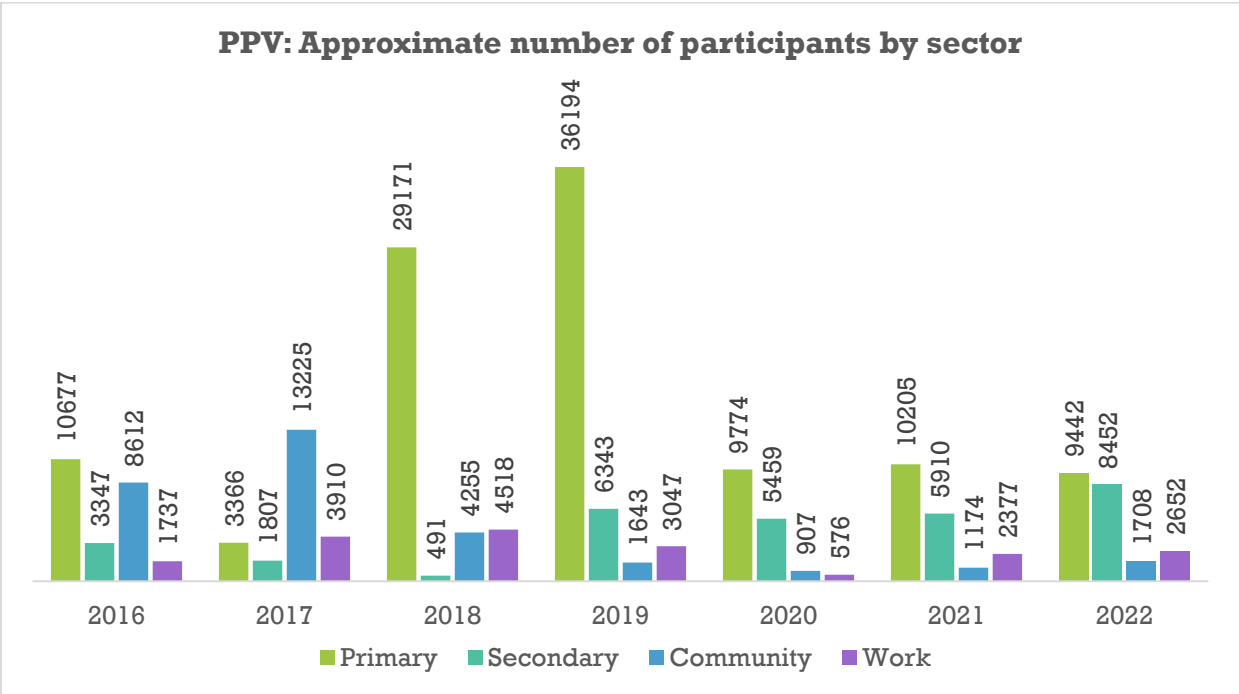
	2021	2022
Media interventions	16	32
Production of recordings of session/programmes	4	0
Outreach activities	5	11
Reaching parents through the school	162	-
Exhibitions	1	1
<b>Total</b>	<b>188</b>	<b>44</b>

<sup>6</sup> The number of participants excludes participants reached through recorded sessions.

<sup>7</sup> Programmes: T.F.A.L.3 (6 sessions + Parents Meeting), T.F.A.L.5 (5 sessions + Parents Meeting) and Learning Centre (3 sessions). Teen Outside the Box (3 sessions), Learning Centre (2 sessions) and ad hoc sessions are delivered at secondary and post-secondary level.

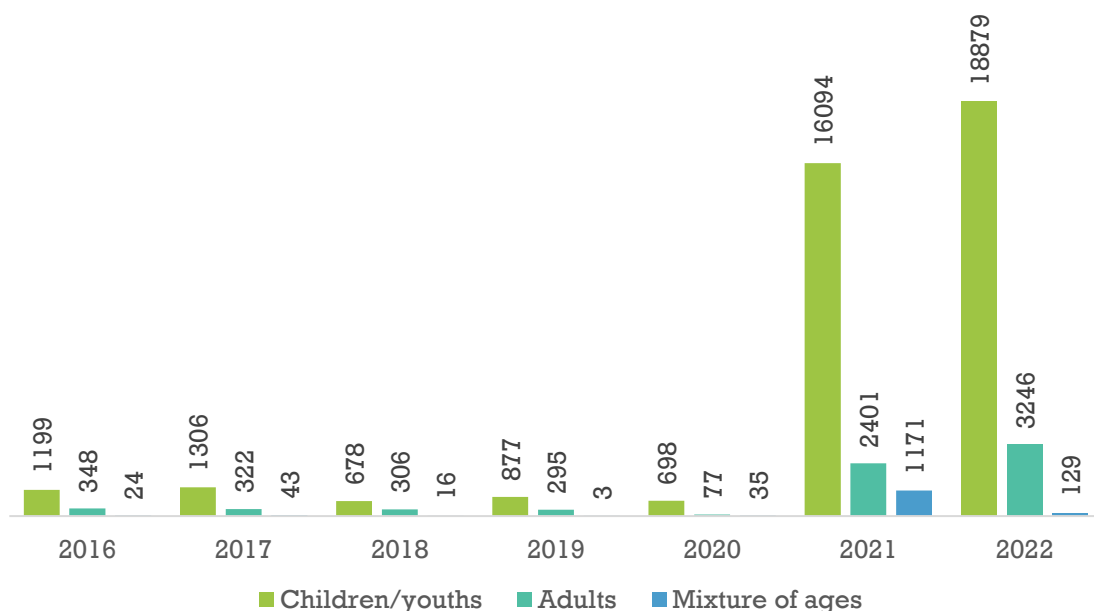


Note<sup>8</sup>



<sup>8</sup> Prior to 2021, sessions were recorded as interventions. Interventions referred to talks, sessions and programmes and multiple sessions were recorded as one intervention. In 2021 there was a change in reporting methods whereby all sessions began to be reported rather than the number of interventions. This would account for the changes observed.

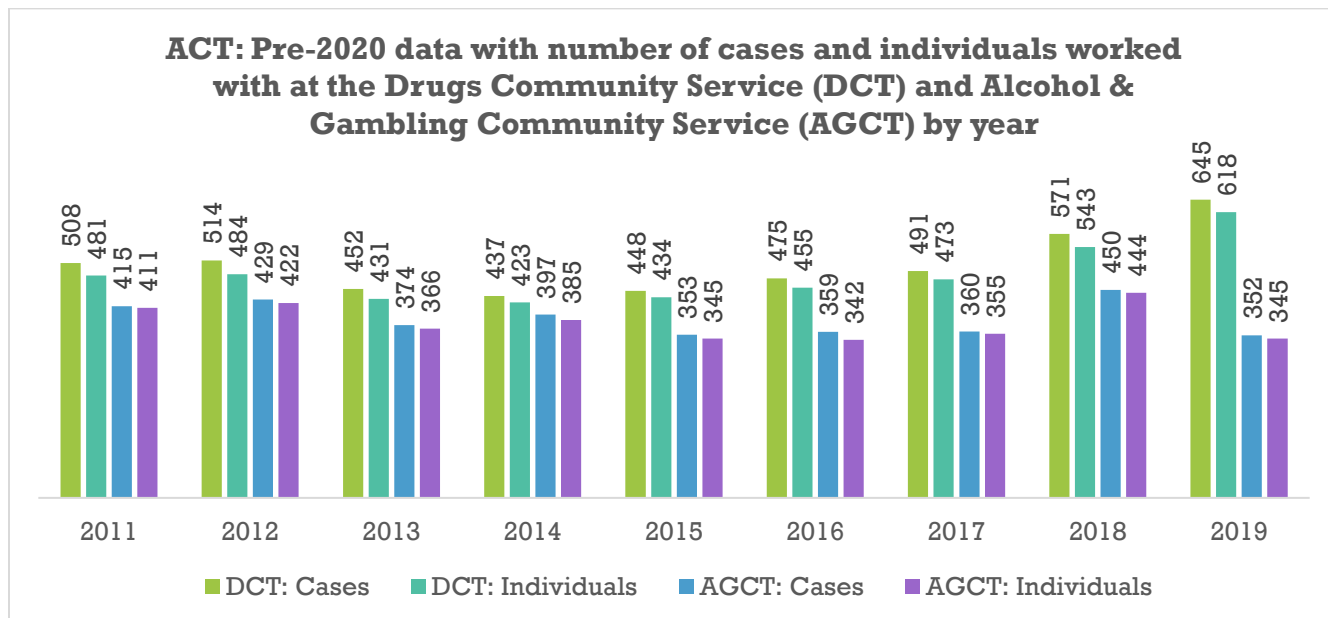
**PPV: Approximate number of sessions co-ordinated and delivered on request by participant type**



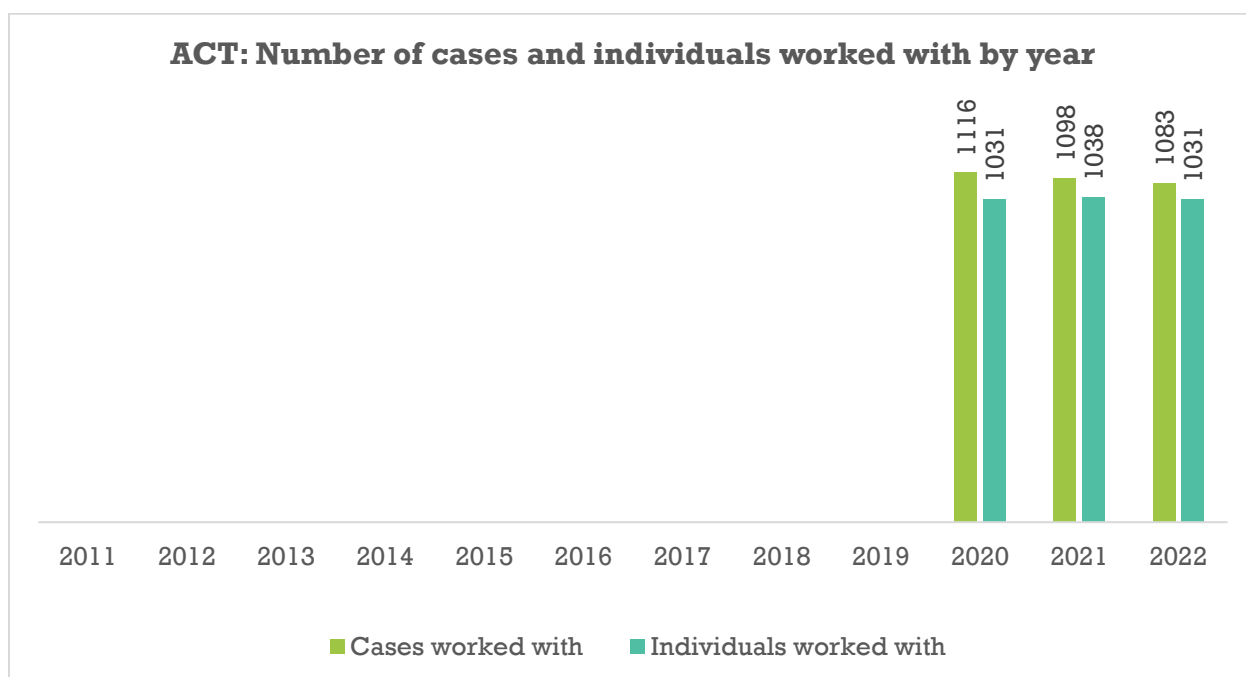
**PPV: Approximate number of sessions co-ordinated and delivered on request by programme topic**

	2017	2018	2019	2020	2021	2022
TFAL 3 programme	377	616	720	272	1302	1494
TFAL 5 programme	-	-	107	161	1235	934
Teen outside the box	-	-	-	-	339	488
SAFE programme	61	117	134	43	111	161
Community programme	-	-	196	104	99	99
Secondary & post secondary programme	-	-	3	195	35	78
Learning support centres	-	-	-	-	13	26
SKOLA sajf	76	65	15	35	197	288
Positive parenting	-	82	0	-	-	-
Self-development related	-	81	-	-	-	-
Addictions related	110	22	-	-	-	-
Healthy living related	1	6	-	-	-	-
Prevention service awareness related	3	4	-	-	-	-
Bullying related	6	4	-	-	-	-
Parenting skills	89	1	-	-	-	-
Peer leadership	2	1	-	-	-	-
Self-awareness	900	-	-	-	-	-
Other	46	1	0	0	0	0
<b>Total</b>	<b>1671</b>	<b>1000</b>	<b>1175</b>	<b>810</b>	<b>3331</b>	<b>3568</b>

# Addictions Community Service (ACT) Case Activity<sup>9</sup>



Note<sup>10</sup>




<sup>9</sup> A new data collection system and reporting format were introduced in 2020. Sedqa amalgamated the Alcohol and Gambling Community Services (AGCT) and the Drug Community Services (DCT) into one Addictions Community Service in 2020.

<sup>10</sup> A change in data collection in 2020 means that data from 2011 to 2019 is incomparable to data from 2020 onwards. Therefore, where indicated, the data for 2011 up to 2019 stratified by service is reported whilst the data from 2020 onwards is reported separately in another figure.

**ACT: Pre-2020 data with number of new, re-contact and known cases worked with at the Drugs Community Service (DCT) and Alcohol & Gambling Community Service (AGCT) by year**

		2012	2013	2014	2015	2016	2017	2018	2019
<b>DCT</b>	New	100	88	91	105	117	133	189	185
	Re-contact	148	153	138	162	140	159	174	153
	Known	266	211	208	181	218	199	208	307
	<b>Total</b>	<b>514</b>	<b>452</b>	<b>437</b>	<b>448</b>	<b>475</b>	<b>491</b>	<b>571</b>	<b>645</b>
<b>AGCT</b>	New	143	88	126	77	108	108	87	102
	Re-contact	50	57	90	60	64	61	56	54
	Known	217	229	181	216	187	191	307	196
	Pending	19	-	-	-	-	-	-	-
	<b>Total</b>	<b>429</b>	<b>374</b>	<b>397</b>	<b>353</b>	<b>359</b>	<b>360</b>	<b>450</b>	<b>352</b>

**ACT: Number of new, re-contact, known and intake cases worked with by year**

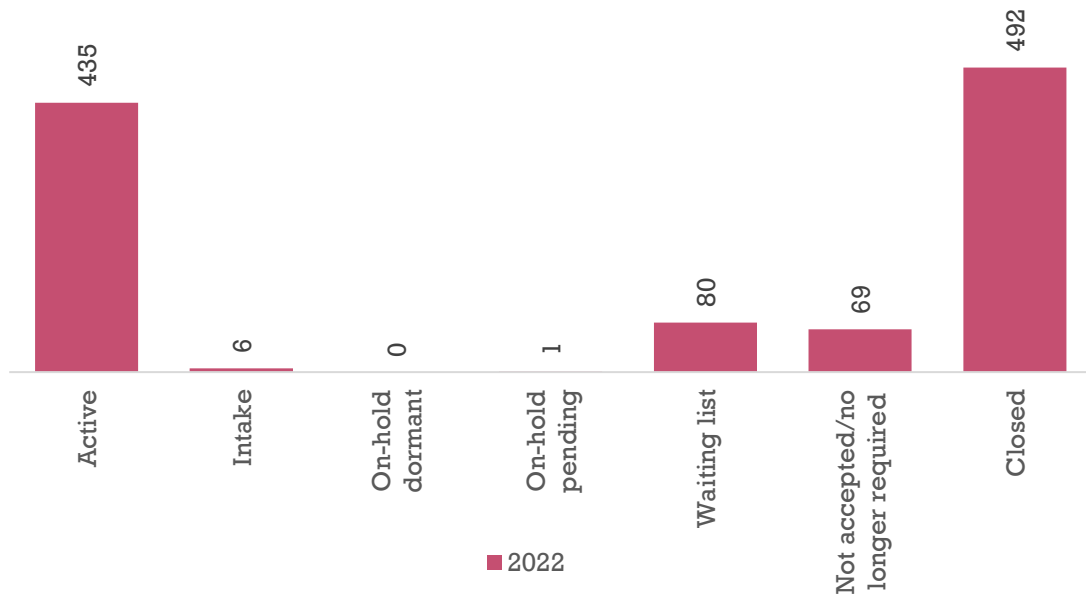


### ACT: Number of referred, new & re-contact, new and closed cases by year



	2011	2012	2013	2014	2015	2016	2017	2018	2019	2020	2021	2022
Referred cases										509	529	555
New & recontact cases										467	554	445
New cases										323	332	348
Closed cases										364	543	492

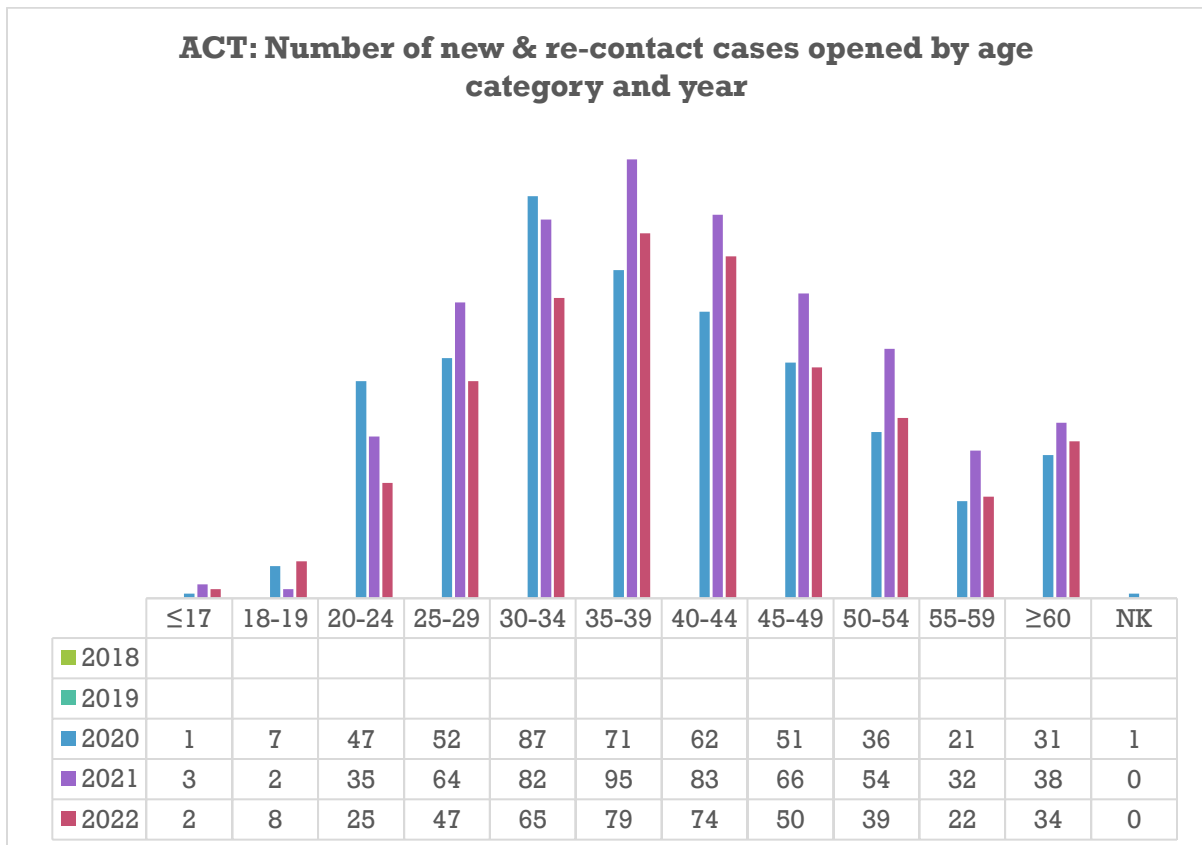
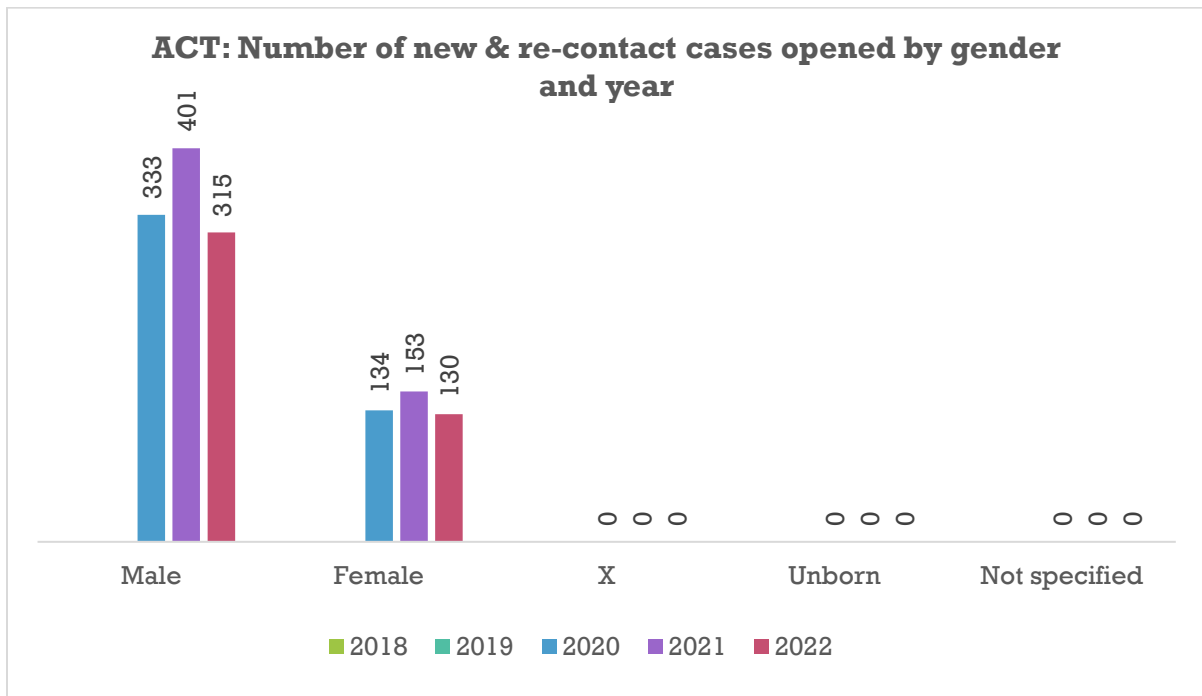
### ACT: Case state at the end of the reporting period



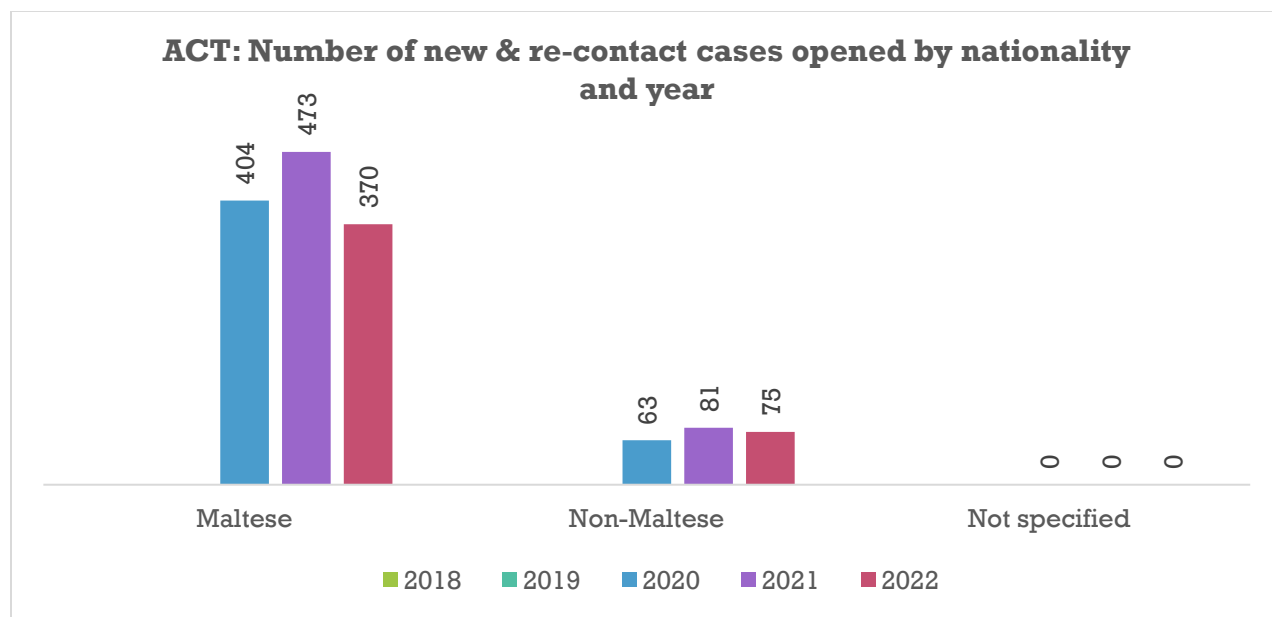
Note<sup>11</sup>

<sup>11</sup> The waiting list provides the number of service users who were assessed and found to be at a low risk, have no immediate requirements and/or are awaiting the next available appointment/programme. They will still be monitored and provided services but at a lower intensity than an active case.

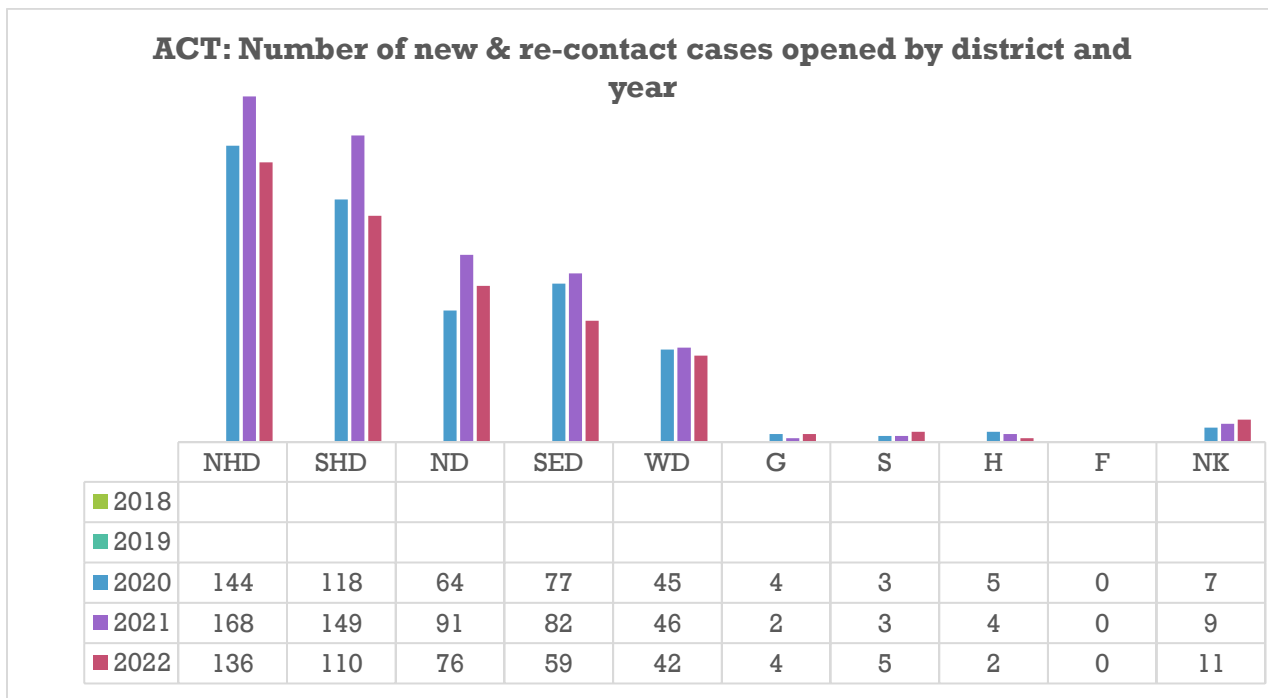
# Details Regarding New and Re-contact Cases Opened



<b>ACT: Number of new and re-contact cases opened by gender and age January – December 2022</b>						
	Male	Female	X	Unborn	Not specified	Total
≤17	1	1	0	-	0	2
18-19	3	5	0	-	0	8
20-24	14	11	0	-	0	25
25-29	38	9	0	-	0	47
30-34	48	17	0	-	0	65
35-39	61	18	0	-	0	79
40-44	52	22	0	-	0	74
45-49	35	15	0	-	0	50
50-54	28	11	0	-	0	39
55-59	17	5	0	-	0	22
≥60	18	16	0	-	0	34
Not specified	0	0	0	-	0	0
<b>Total</b>	<b>315</b>	<b>130</b>	<b>0</b>	<b>-</b>	<b>0</b>	<b>445</b>



<sup>12</sup> NK: Not Specified.



Graph Key<sup>13</sup>

**ACT: Total number of new and re-contact cases worked with by primary problem and secondary problem reported**

**January – December 2022**

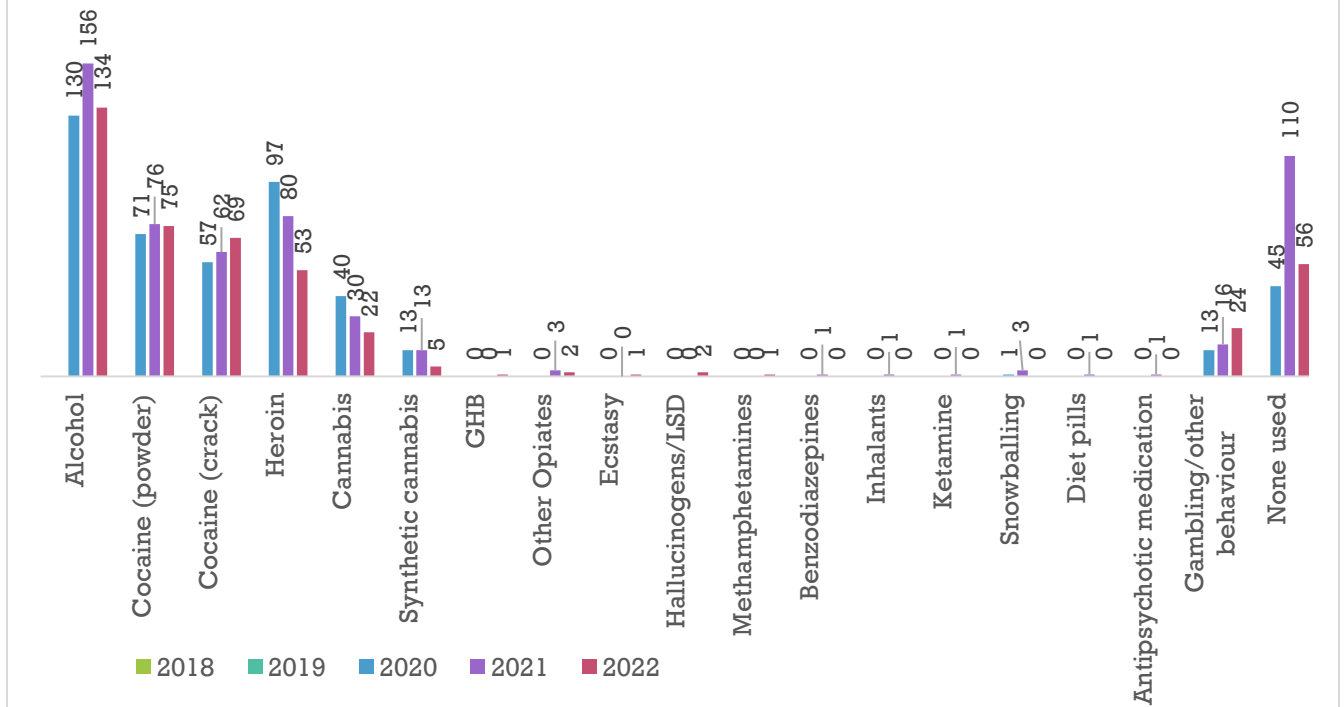
		Primary problem reported					
		Drugs	Alcohol	Gambling	Other behaviour	None reported	Total
Secondary problem reported	Drugs	104	40	1	0	0	145
	Alcohol	23	-	0	0	0	23
	Gambling	0	0	-	0	0	0
	Other behaviour	0	0	0	-	0	0
	None reported	104	94	16	7	56	277
	<b>Total</b>	<b>231</b>	<b>134</b>	<b>17</b>	<b>7</b>	<b>56</b>	<b>445</b>

Note<sup>14</sup>

<sup>13</sup> SHD: Southern Harbour District; NHD: Northern Harbour District; SED: Southern Eastern District; ND: Northern District; WD: Western District; G: Gozo; S: Shelter/Institution; F: Foreign Residence; NK: Not Specified.

<sup>14</sup> This is the primary and secondary problem reported by new index service users at the time when the First Contact Sheet was filled in and it is the primary or secondary problem in the last 12 months. 'None reported' refers to individuals who did not

**ACT: Number of new & re-contact cases opened by specified primary problem and year**



report a problem in the last 12 months e.g., service users in a rehabilitation programme for 12 months, service users previously in a prison programme or significant others attending the service for support who would not have a primary substance to report. Service users can report drug a as a primary drug and drug b as a secondary drug leading to drug being ticked as both primary and secondary issues.

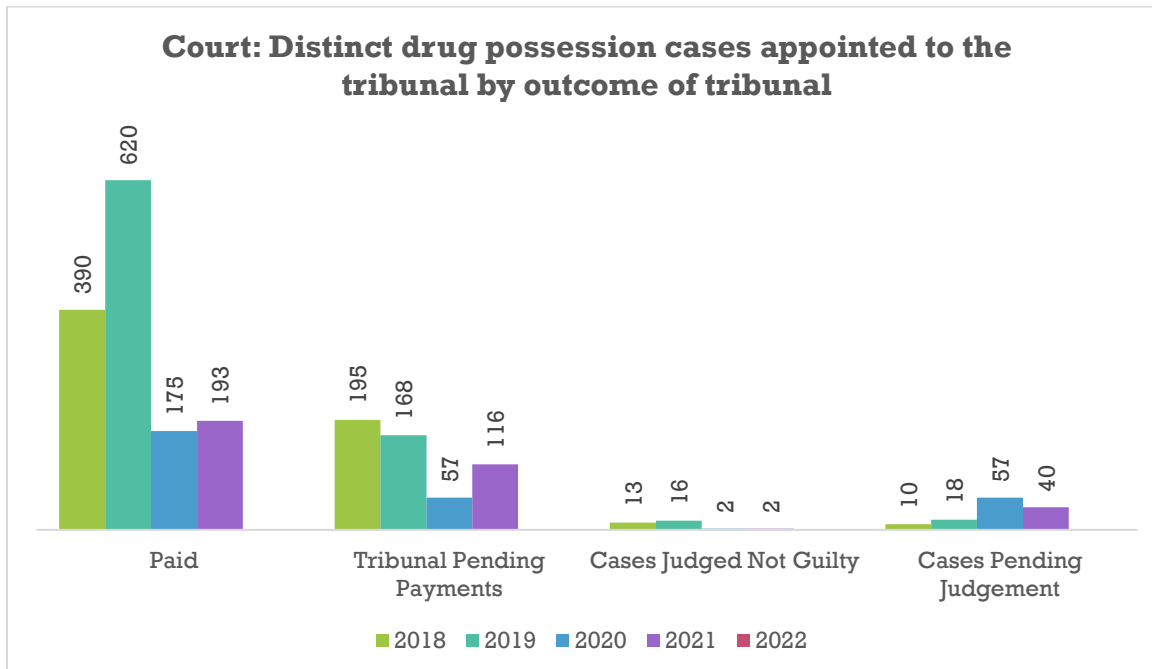
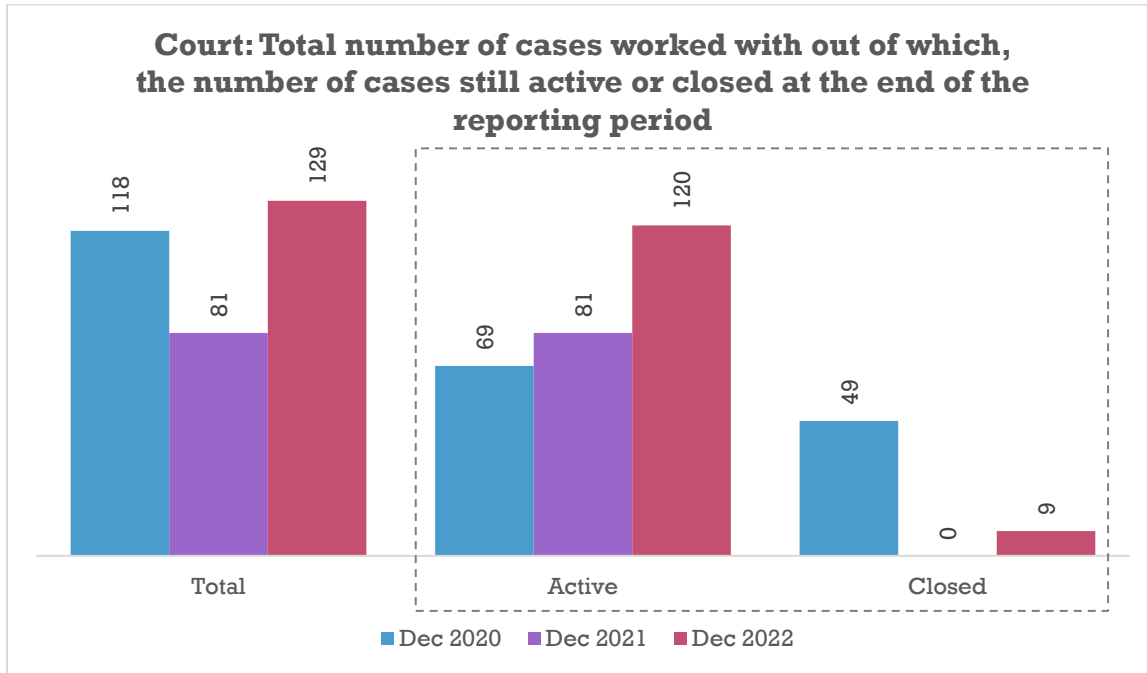
**ACT: Total number of new and re-contact cases worked with by specified primary problem reported and secondary problem reported**

**January – December 2022**

		Primary drug reported													
		Alcohol	Cocaine (powder)	Cocaine (crack)	Heroin	Cannabis	Synthetic cannabis	Ecstasy	GHB or GBL	Other Opiates	LSD	Methamphetamines	Gambling/other behaviours	None reported	Total
<b>Secondary drug reported</b>	Cocaine (powder)	30	-	4	11	4	0	0	0	1	0	0	1	0	51
	Heroin	1	4	34	-	2	0	0	0	0	0	0	0	0	41
	Alcohol	-	13	2	1	5	1	0	0	1	0	0	0	0	23
	Cocaine (crack)	2	3	-	17	1	0	0	0	0	0	0	0	0	23
	Cannabis	7	8	2	3	-	1	0	0	0	0	0	0	0	21
	Ecstasy	0	1	1	0	0	0	-	0	0	2	0	0	0	4
	Synthetic cannabis	0	0	1	0	0	-	0	0	0	0	0	0	0	1
	GHB (or GBL)	0	0	0	0	0	0	0	-	0	0	1	0	0	1
	Methamphetamines	0	0	0	0	0	0	0	1	0	0	-	0	0	1
	Piperazines	0	1	0	0	0	0	0	0	0	0	0	0	0	1
	Gambling/other behaviours	0	0	0	0	0	0	0	0	0	0	0	-	0	0
	None reported	94	45	25	21	10	3	1	0	0	0	0	23	56	278
<b>Total</b>	<b>134</b>	<b>75</b>	<b>69</b>	<b>53</b>	<b>22</b>	<b>5</b>	<b>1</b>	<b>1</b>	<b>2</b>	<b>2</b>	<b>1</b>	<b>24</b>	<b>56</b>	<b>445</b>	

# Court Services

## Case Activity



Data not submitted for Jan-Dec 2022

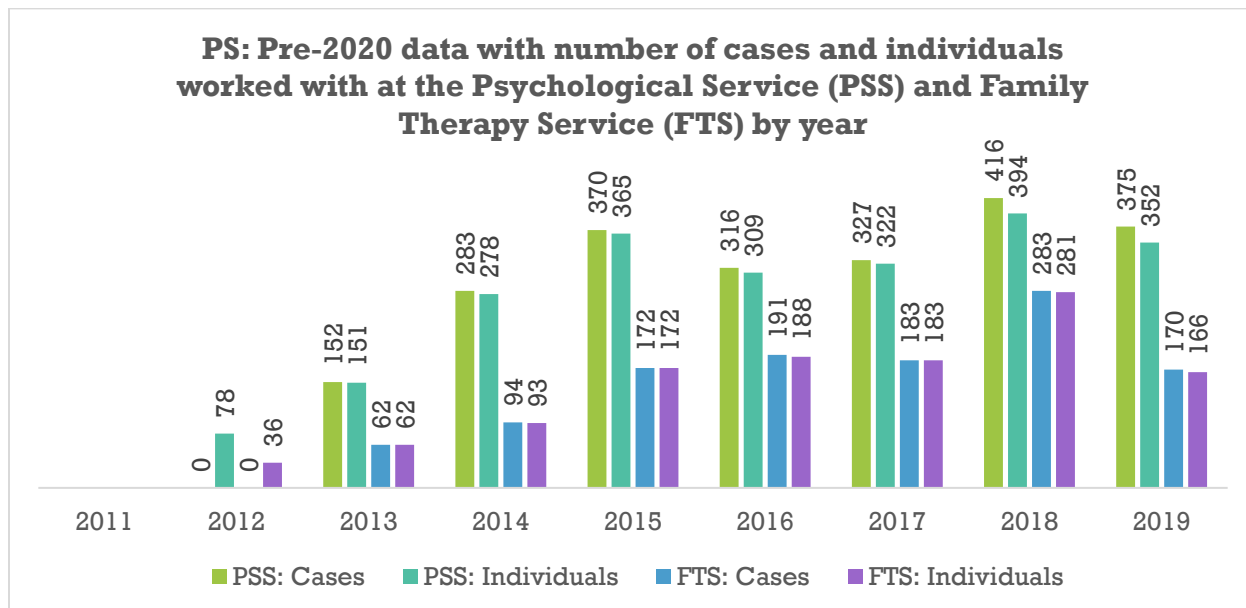
<b>Court: Distinct drug possession cases appointed to the tribunal January – December 2022</b>			
	<b>Resident of Malta</b>	<b>Non-resident</b>	<b>Total</b>
Paid	-	-	-
Tribunal pending payments	-	-	-
Cases judged not guilty (not due)	-	-	-
Cases pending judgement	-	-	-
<b>Total</b>	-	-	-

Data not submitted for Jan-Dec 2022

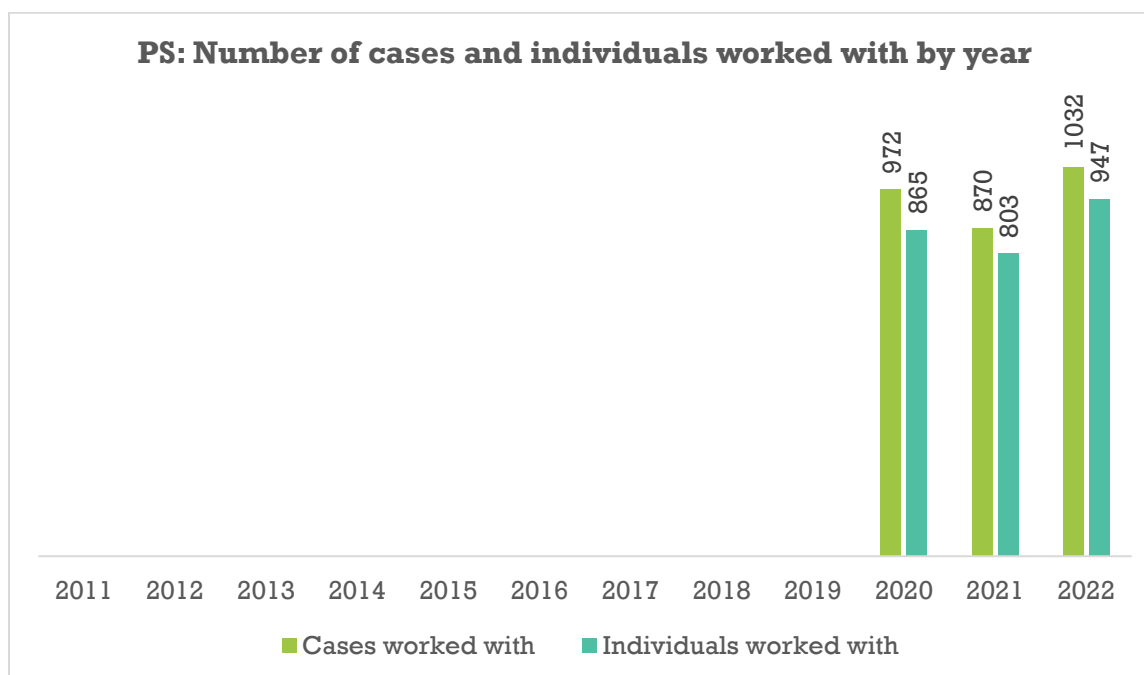
<b>Court: Number of cases worked with at the Psychotherapy Service each month January – December 2022</b>												
	<b>Jan</b>	<b>Feb</b>	<b>Mar</b>	<b>Apr</b>	<b>May</b>	<b>Jun</b>	<b>Jul</b>	<b>Aug</b>	<b>Sep</b>	<b>Oct</b>	<b>Nov</b>	<b>Dec</b>
New	0	0	0	0	0	0	0	1	1	1	2	3
Known	14	14	14	14	14	14	14	14	13	14	14	14
<b>Total</b>	<b>14</b>	<b>14</b>	<b>14</b>	<b>14</b>	<b>14</b>	<b>14</b>	<b>14</b>	<b>15</b>	<b>14</b>	<b>15</b>	<b>16</b>	<b>17</b>
Closed	0	0	0	0	5	6	1	0	0	0	1	3
Still active at end of the month & pending	14	14	14	14	8	13	15	14	15	15	14	8

<b>Court: Number of interventions and reports conducted by the Psychotherapy Service January – December 2022</b>												
	<b>Jan</b>	<b>Feb</b>	<b>Mar</b>	<b>Apr</b>	<b>May</b>	<b>Jun</b>	<b>Jul</b>	<b>Aug</b>	<b>Sep</b>	<b>Oct</b>	<b>Nov</b>	<b>Dec</b>
Interventions	64	66	62	63	65	70	68	65	65	68	64	66
Reports	74	66	64	63	64	56	66	65	68	68	64	66

# Psychological Services (PS) Case Activity<sup>15</sup>



Note<sup>16</sup>



<sup>15</sup> A new data collection system and reporting format were introduced in 2020. The Psychological Service (PS) also amalgamated the Psychological Service (PSS) with the Family Therapy Service (FTS) in 2020.

<sup>16</sup> A change in data collection in 2020 means that data from 2012 to 2019 is incomparable to data from 2020 onwards. Therefore, where indicated, the data for 2012 up to 2019 stratified by service is reported whilst the data from 2020 onwards is reported separately in another figure.

**PS: Pre-2020 data with number of new, re-contact and known cases worked with at the Psychological Service (PSS) and Family Therapy Service (FTS) by year**

		2012	2013	2014	2015	2016	2017	2018	2019
<b>PSS</b>	New	-	104	130	138	81	104	124	106
	Re-contact	-	45	141	207	222	213	263	233
	Known	-	3	12	25	13	10	29	36
	<b>Total</b>	-	<b>152</b>	<b>283</b>	<b>370</b>	<b>316</b>	<b>327</b>	<b>416</b>	<b>375</b>
		2012	2013	2014	2015	2016	2017	2018	2019
<b>FTS</b>	New	-	51	36	85	64	45	75	33
	Re-contact	-	10	57	86	120	134	201	133
	Known	-	1	1	1	7	4	7	4
	<b>Total</b>	-	<b>62</b>	<b>94</b>	<b>172</b>	<b>191</b>	<b>183</b>	<b>283</b>	<b>170</b>

**PS: Number of new, re-contact, known and intake cases worked with by year**



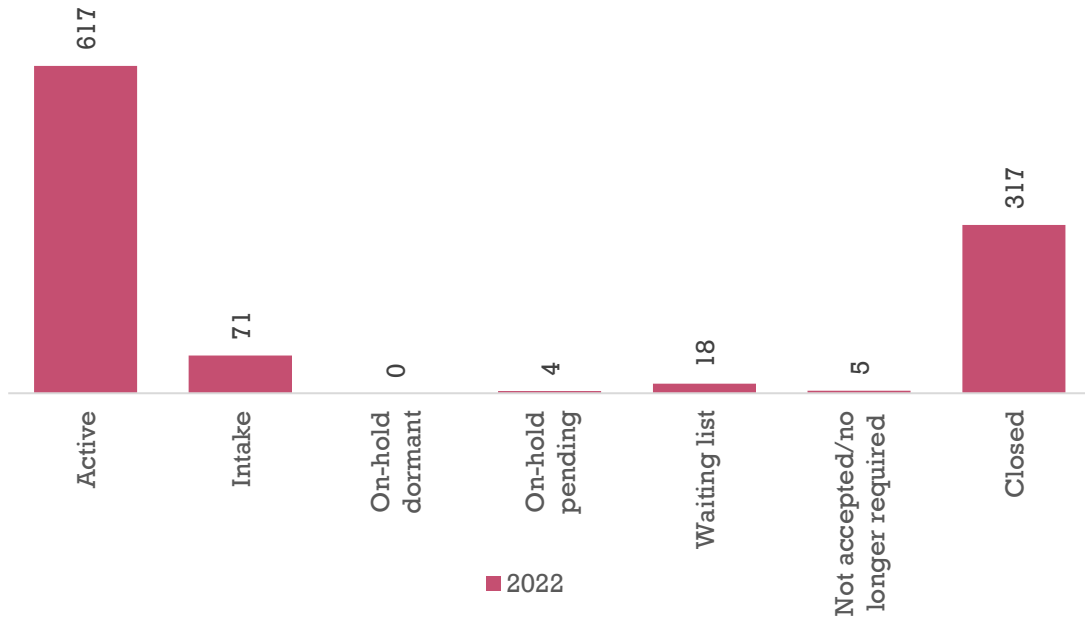
	2011	2012	2013	2014	2015	2016	2017	2018	2019	2020	2021	2022
New										313	120	367
Recontact										73	242	62
Known										377	374	509
Intake										209	134	94

**PS: Number of referred, new & re-contact, new and closed cases by year**



	2011	2012	2013	2014	2015	2016	2017	2018	2019	2020	2021	2022
Referred cases										300	285	368
New & recontact cases										386	362	429
New cases										313	120	367
Closed cases										104	227	317

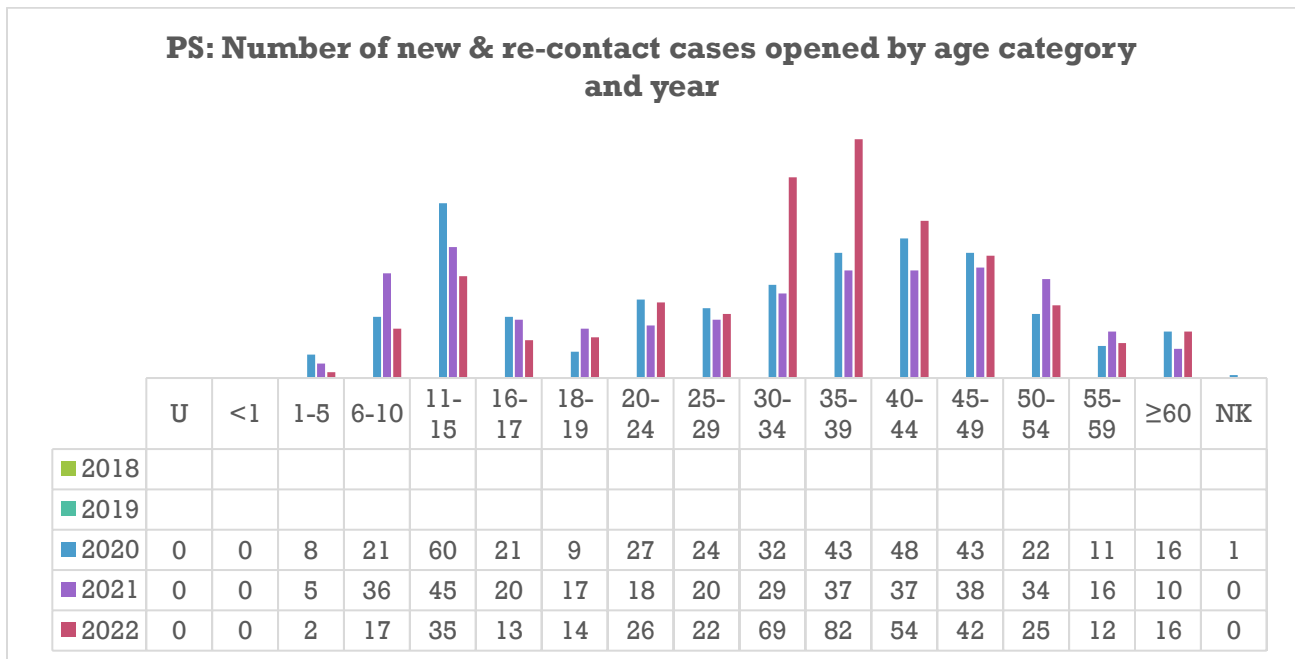
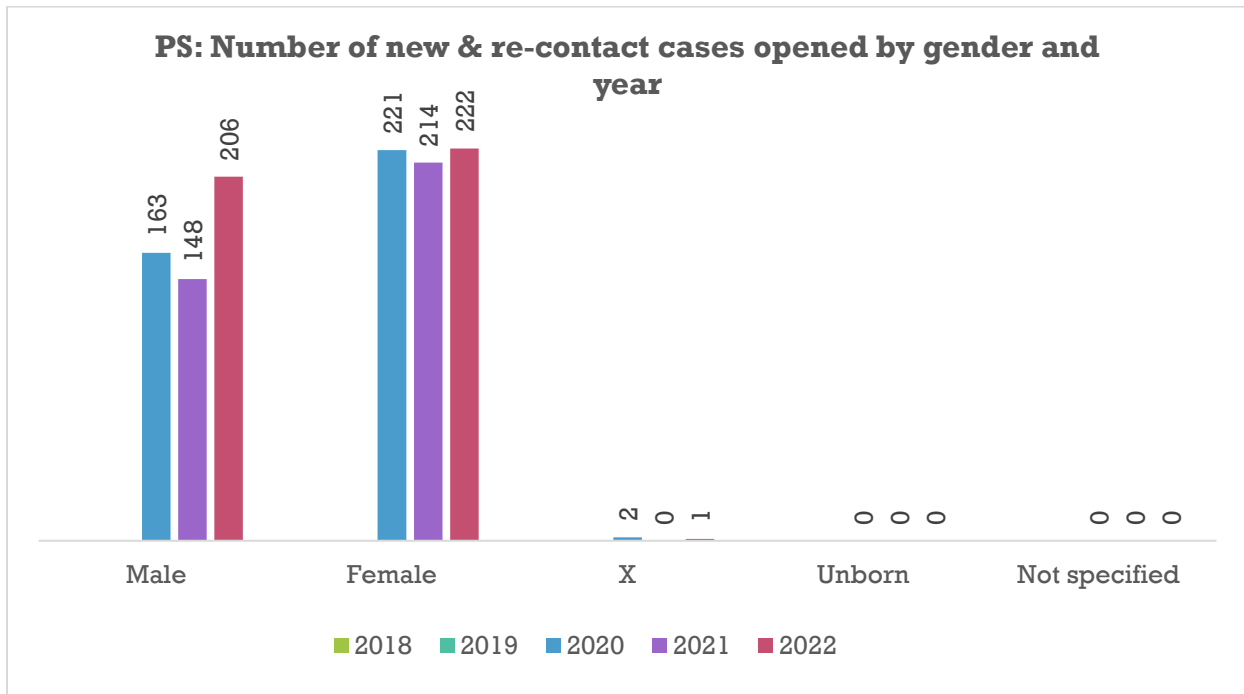
**PS: Case state at the end of the reporting period**



Note<sup>17</sup>

<sup>17</sup> The waiting list provides the number of service users who were assessed and found to be at a low risk, have no immediate requirements and/or are awaiting the next available appointment/programme. They will still be monitored and provided services but at a lower intensity than an active case.

# Details Regarding New and Re-contact Cases Opened



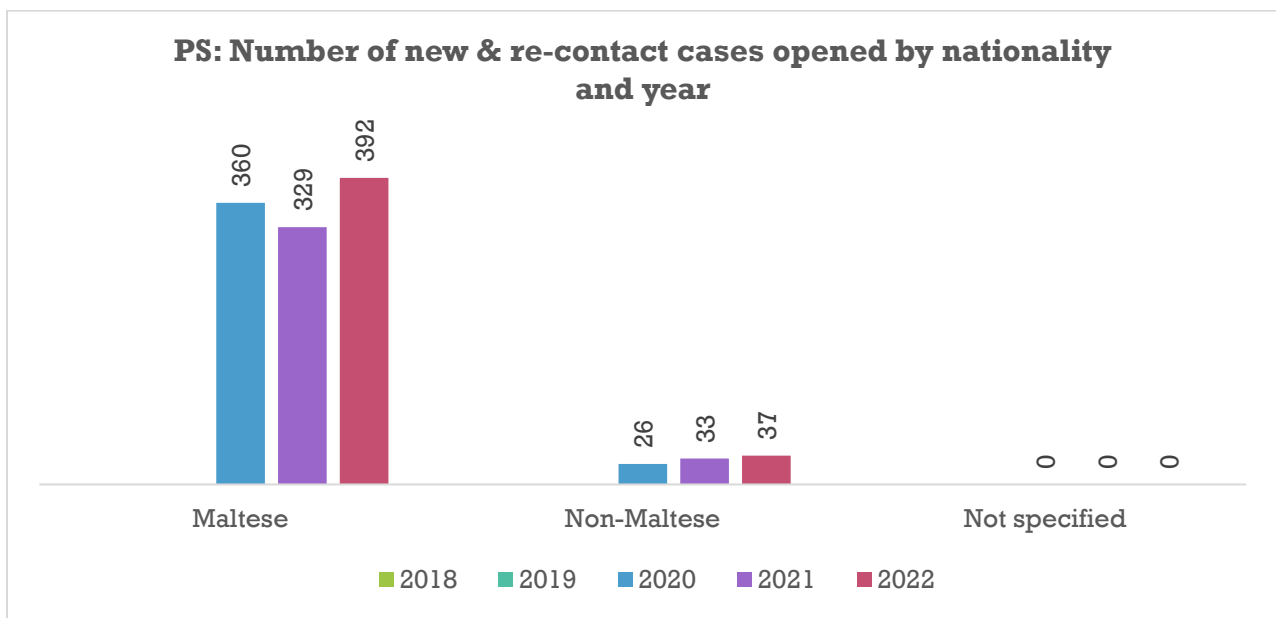
Graph Key<sup>18</sup>

<sup>18</sup> U: Unborn; NK: Not Specified.

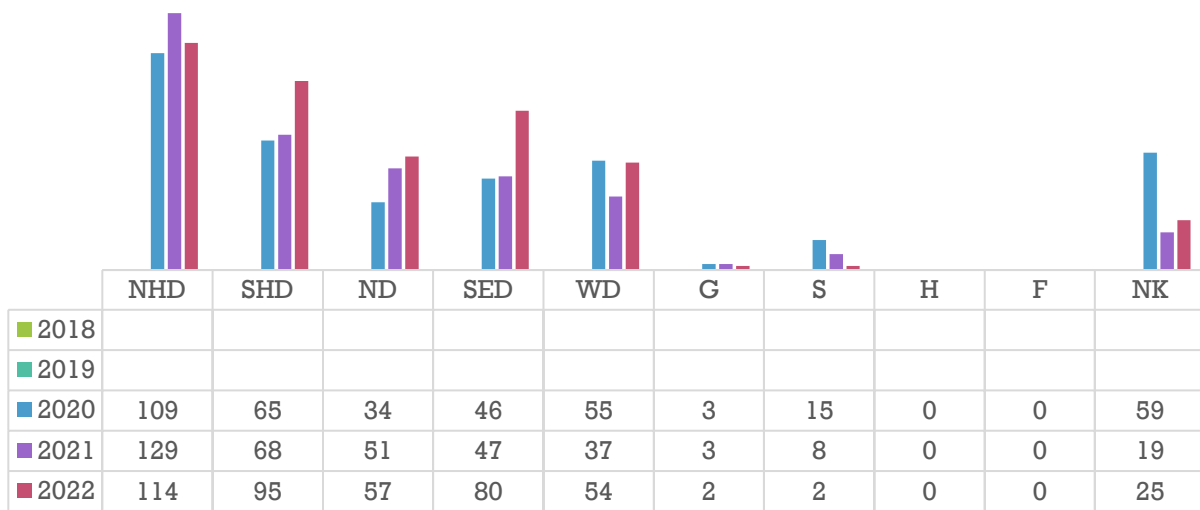
**PS: Number of new and re-contact cases opened by gender and age  
January – December 2022**

	Male	Female	X	Unborn	Not specified	Total
Unborn	-	-	-	-	-	-
<1	0	0	0	-	0	0
1-5	1	1	0	-	0	2
6-10	10	7	0	-	0	17
11-15	12	23	0	-	0	35
16-17	4	9	0	-	0	13
18-19	10	4	0	-	0	14
20-24	13	12	1	-	0	26
25-29	11	11	0	-	0	22
30-34	40	29	0	-	0	69
35-39	37	45	0	-	0	82
40-44	27	27	0	-	0	54
45-49	16	26	0	-	0	42
50-54	12	13	0	-	0	25
55-59	4	8	0	-	0	12
≥60	9	7	0	-	0	16
Not specified	0	0	0	-	0	0
<b>Total</b>	<b>206</b>	<b>222</b>	<b>1</b>	<b>-</b>	<b>0</b>	<b>429</b>

**PS: Number of new & re-contact cases opened by nationality and year**



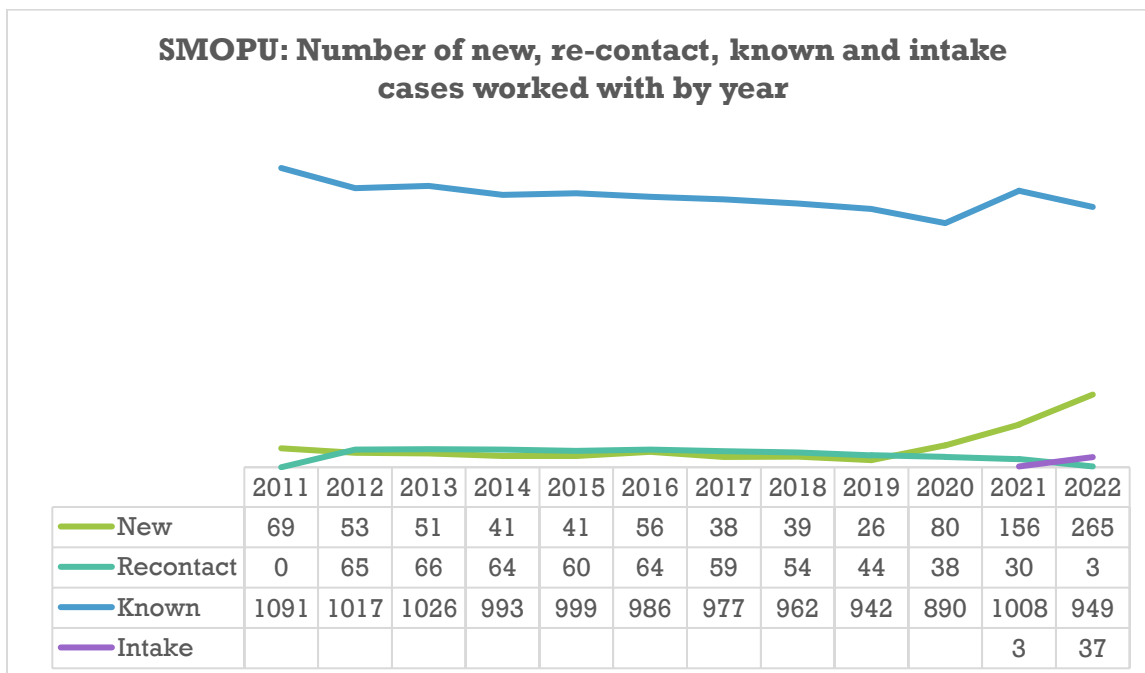
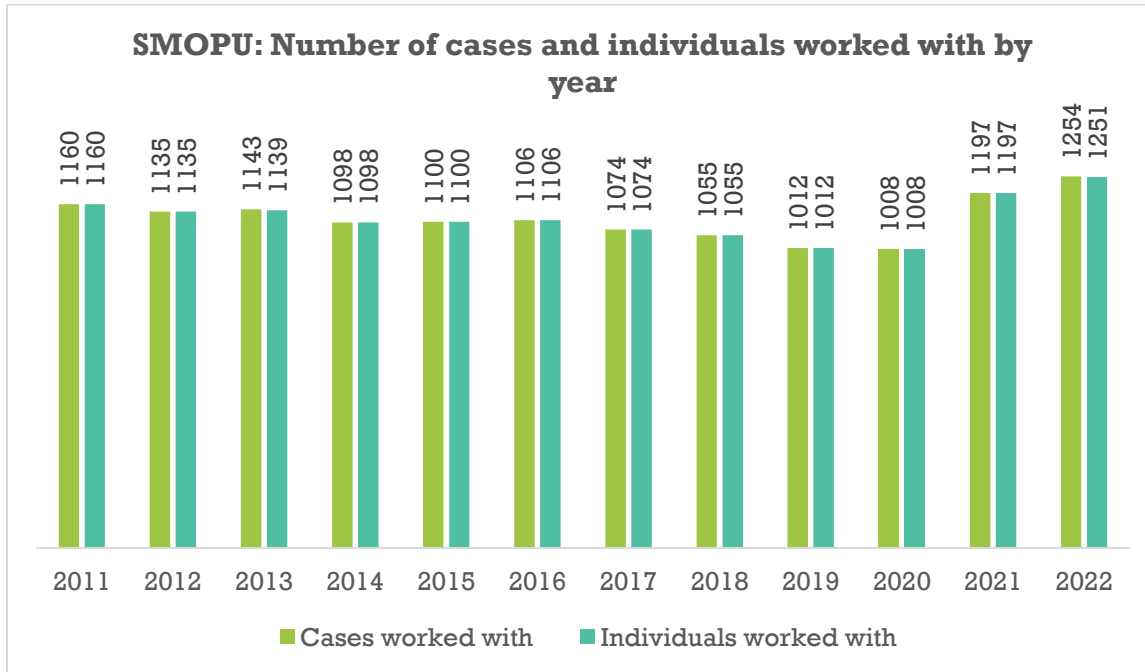
**PS: Number of new & re-contact cases opened by district and year**



Graph Key<sup>19</sup>

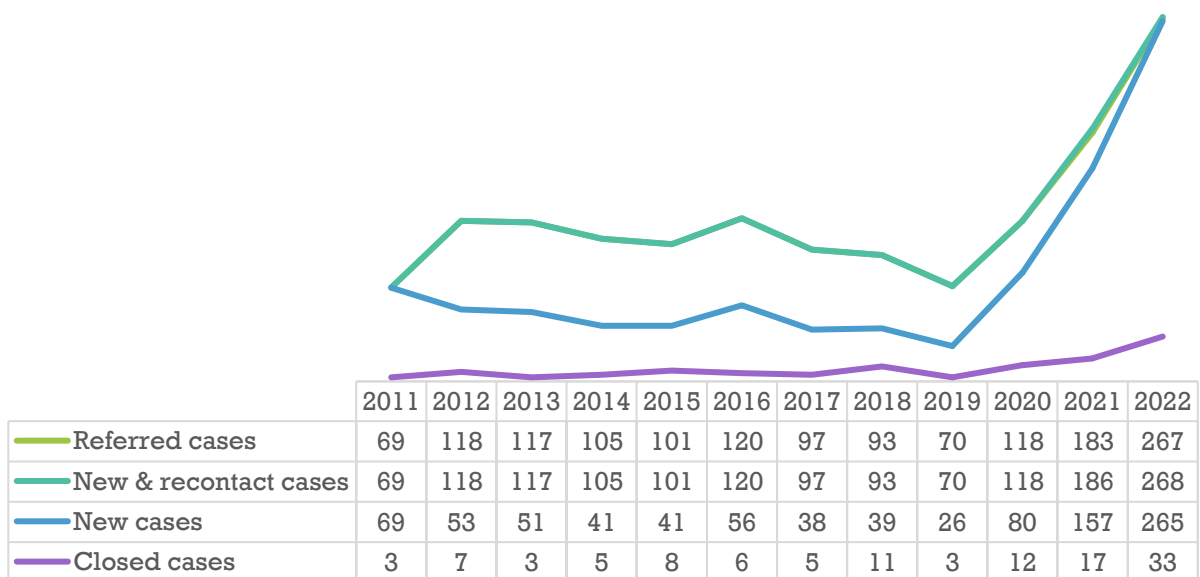
<sup>19</sup> SHD: Southern Harbour District; NHD: Northern Harbour District; SED: Southern Eastern District; ND: Northern District; WD: Western District; G: Gozo; S: Shelter/Institution; F: Foreign Residence; NK: Not Specified.

# Substance Misuse Out-Patient Unit (SMOPU) Case Activity<sup>20</sup>

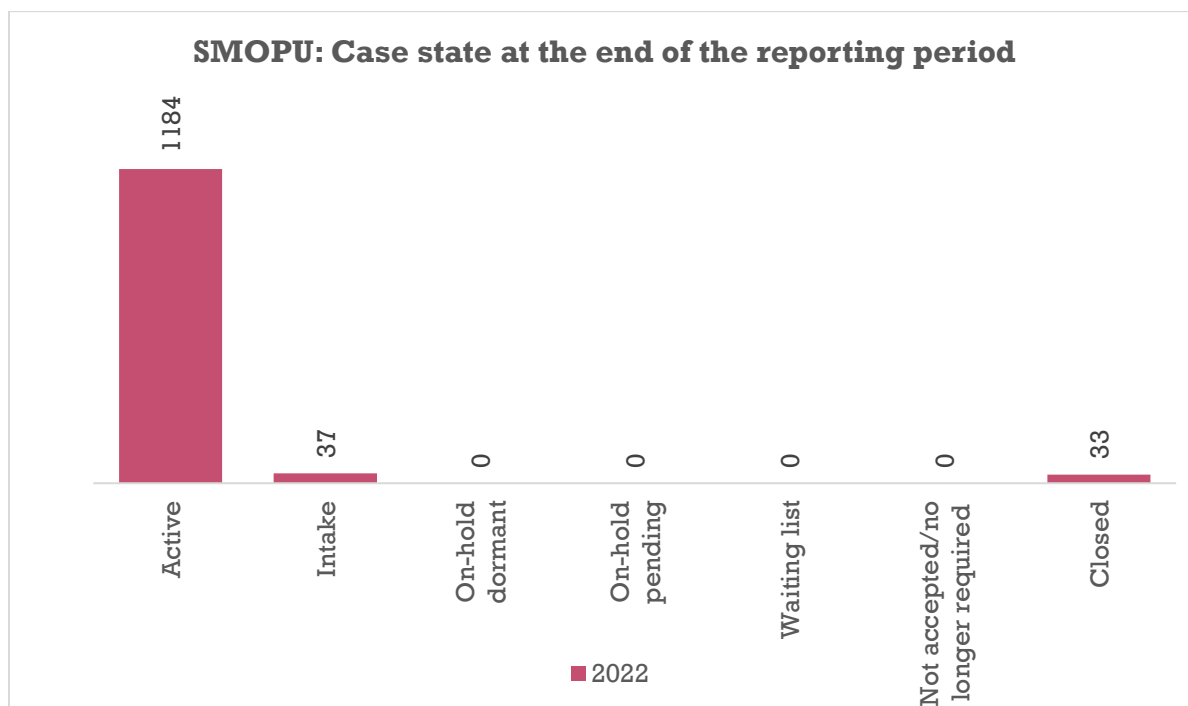


<sup>20</sup> A new data collection system and reporting format were introduced in 2021.

### SMOPU: Number of referred, new & re-contact, new and closed cases by year

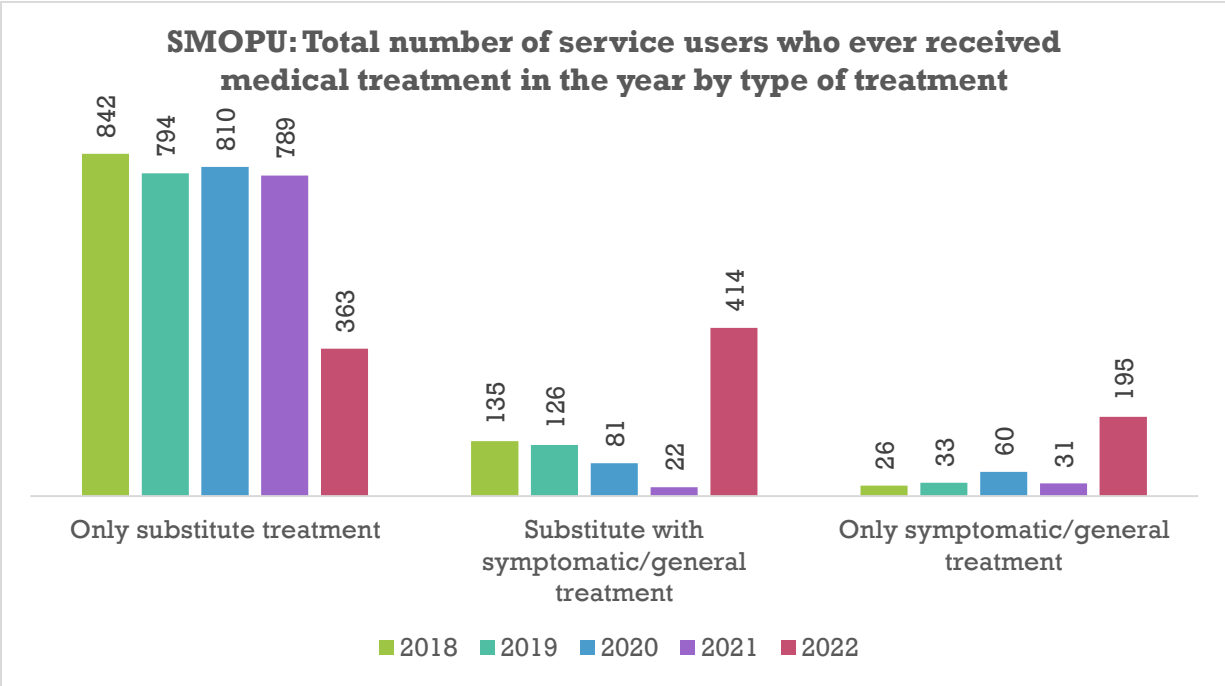


### SMOPU: Case state at the end of the reporting period

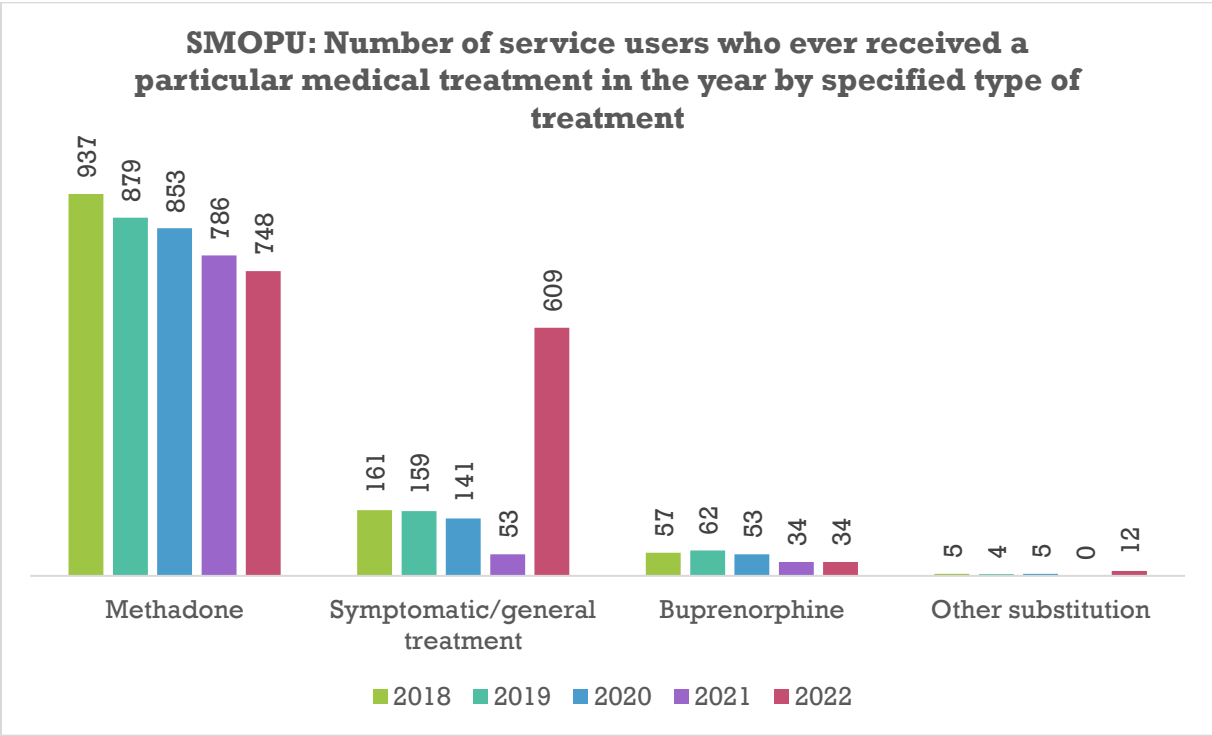


Note<sup>21</sup>

<sup>21</sup> The waiting list provides the number of service users who were assessed and found to be at a low risk, have no immediate requirements and/or are awaiting the next available appointment/programme. They will still be monitored and provided services but at a lower intensity than an active case.



Note<sup>22</sup>

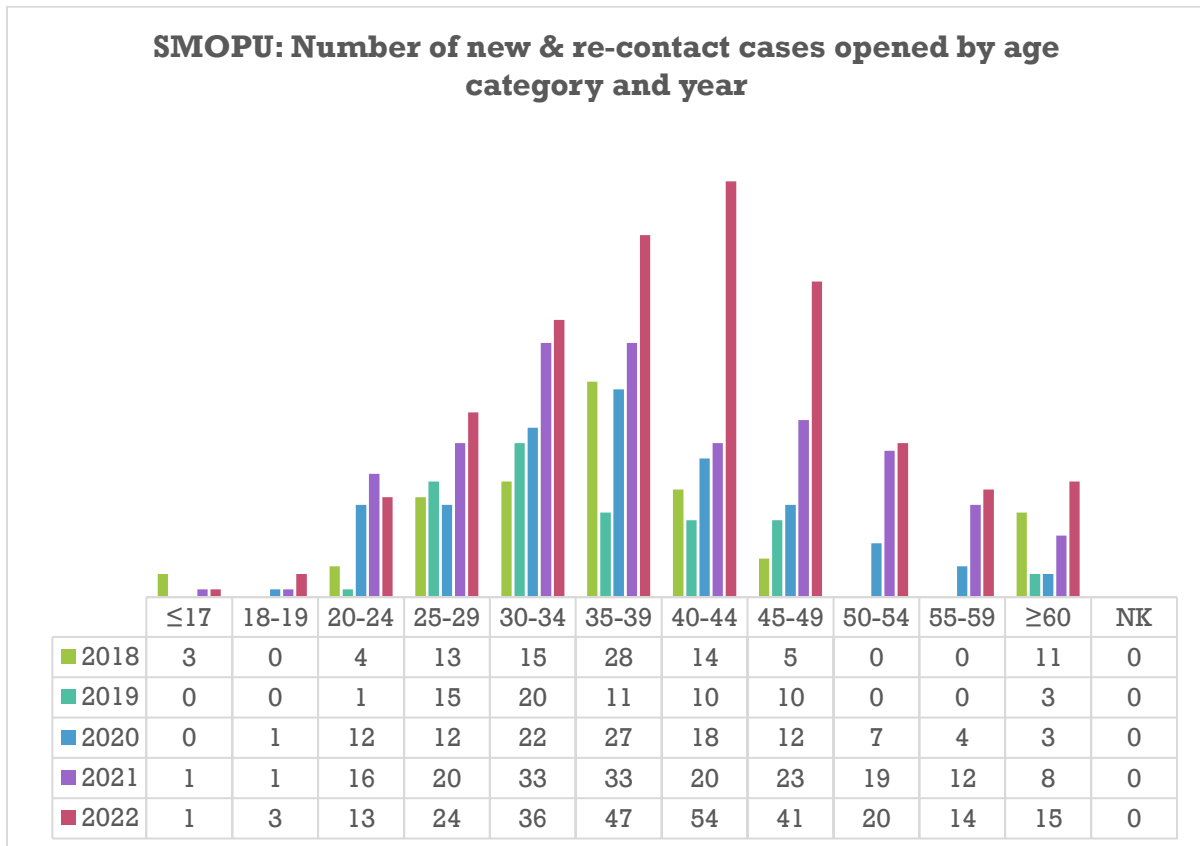
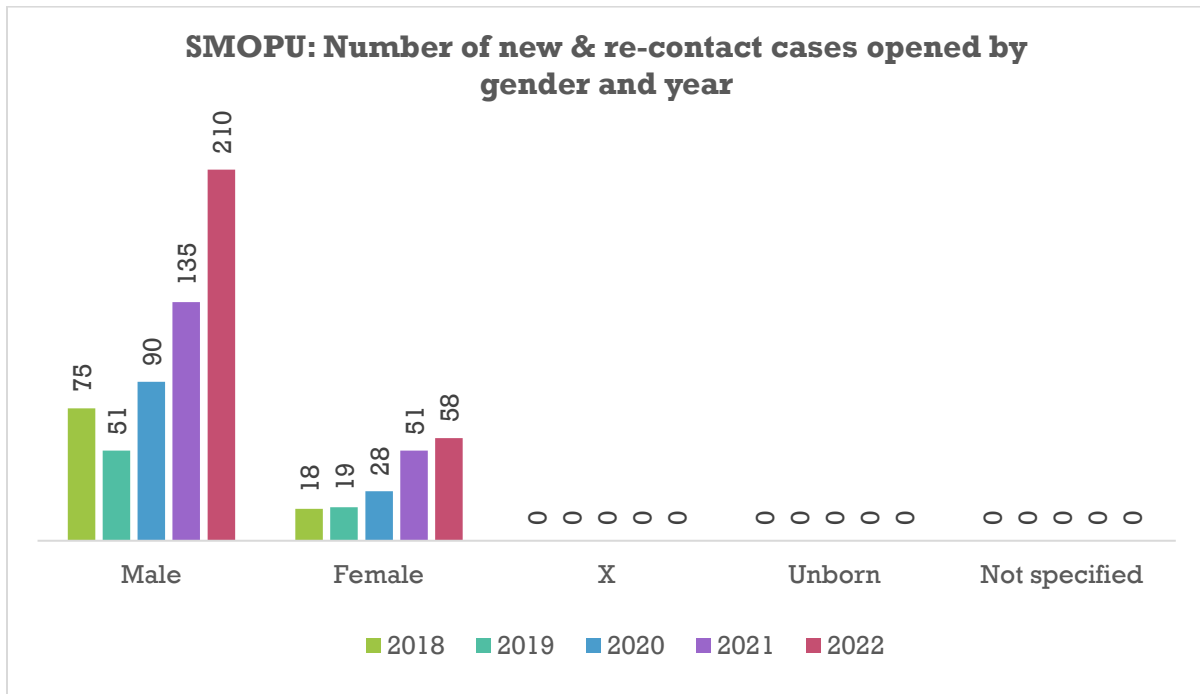


Note<sup>23</sup>

<sup>22</sup> As of 2022, general medication that was prescribed by doctors at SMOPU started to be recorded in the CMS. In this figure general medical treatment has been grouped with symptomatic treatment (since asymptotic and general treatment could not be distinguished).

<sup>23</sup> The increase in symptomatic/generic treatments in 2022 is a result of the new recording system where general medication that was prescribed by doctors at SMOPU started to be recorded in the CMS.

# Details Regarding New and Re-contact Cases Opened



Graph Key<sup>24</sup>

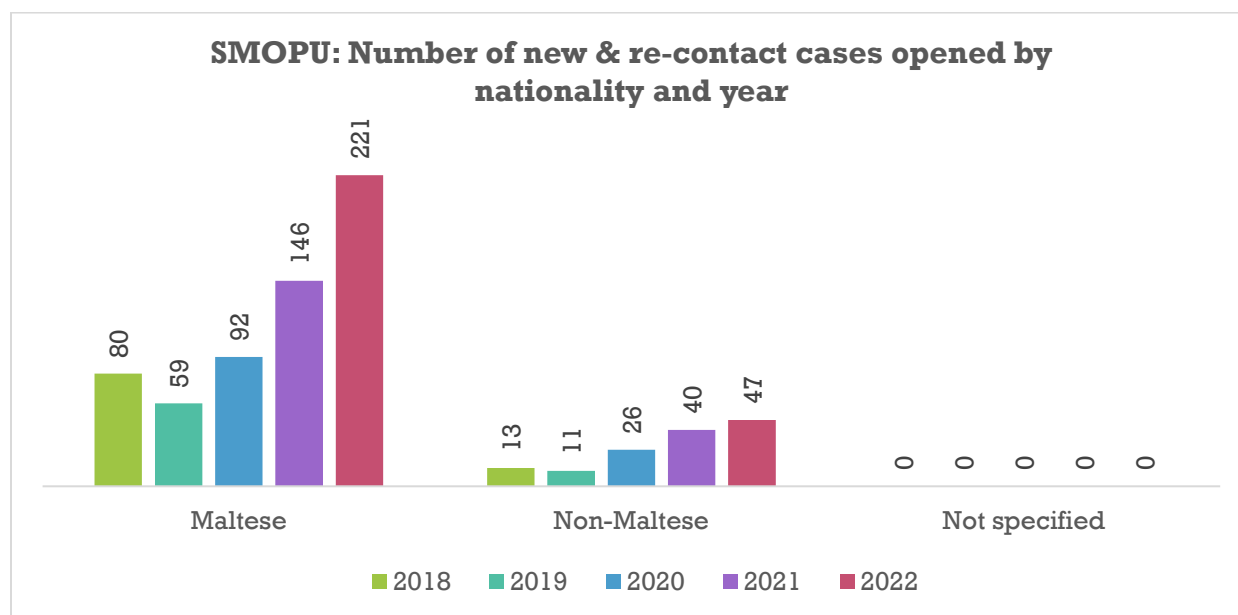
<sup>24</sup> NK: Not Specified.

### SMOPU: Number of new & re-contact cases opened by age category and gender

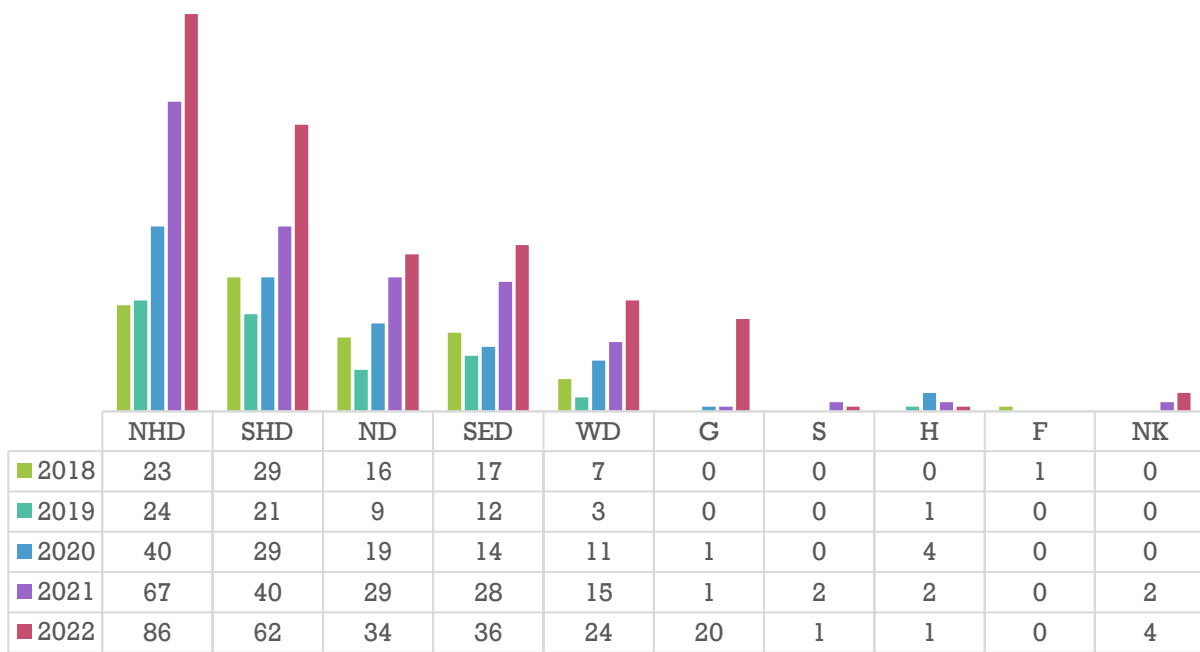
January – December 2022

	Male	Female	X	Unborn	Not specified	Total
≤17	1	0	0	-	0	1
18-19	1	2	0	-	0	3
20-24	7	6	0	-	0	13
25-29	18	6	0	-	0	24
30-34	30	6	0	-	0	36
35-39	36	11	0	-	0	47
40-44	44	10	0	-	0	54
45-49	33	8	0	-	0	41
50-54	15	5	0	-	0	20
55-59	13	1	0	-	0	14
≥60	12	3	0	-	0	15
Not specified	0	0	0	-	0	0
<b>Total</b>	<b>210</b>	<b>58</b>	<b>0</b>	<b>-</b>	<b>0</b>	<b>268</b>

### SMOPU: Number of new & re-contact cases opened by nationality and year

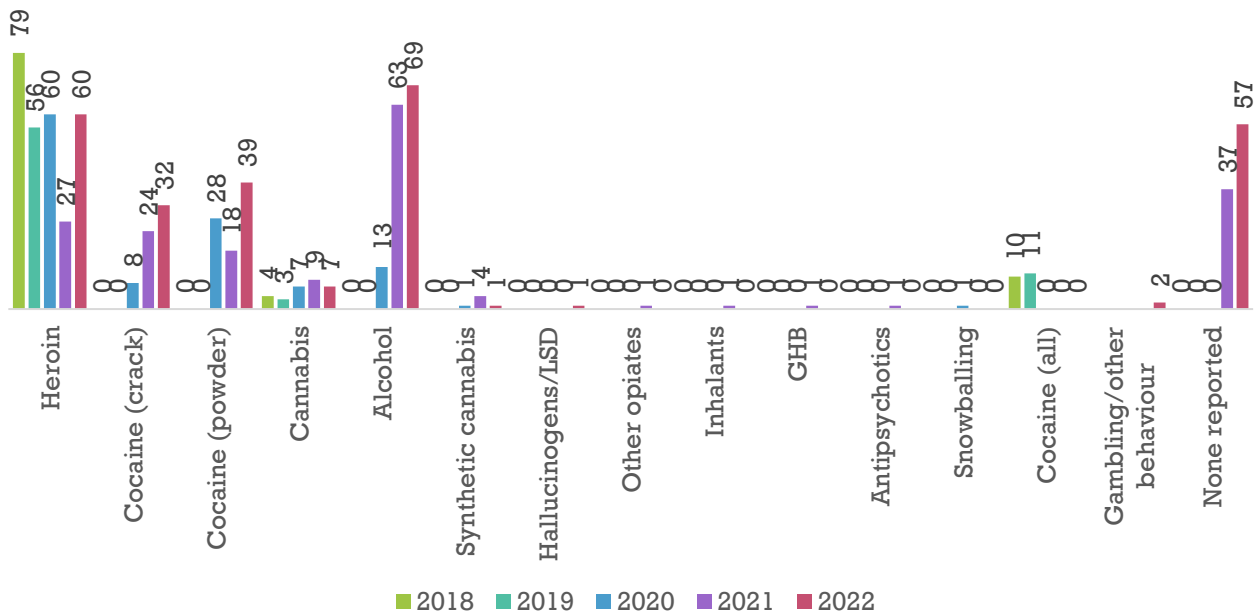


### SMOPU: Number of new & re-contact cases opened by district and year



Graph Key<sup>25</sup>

### SMOPU: Number of new & re-contact cases opened by primary drug and year

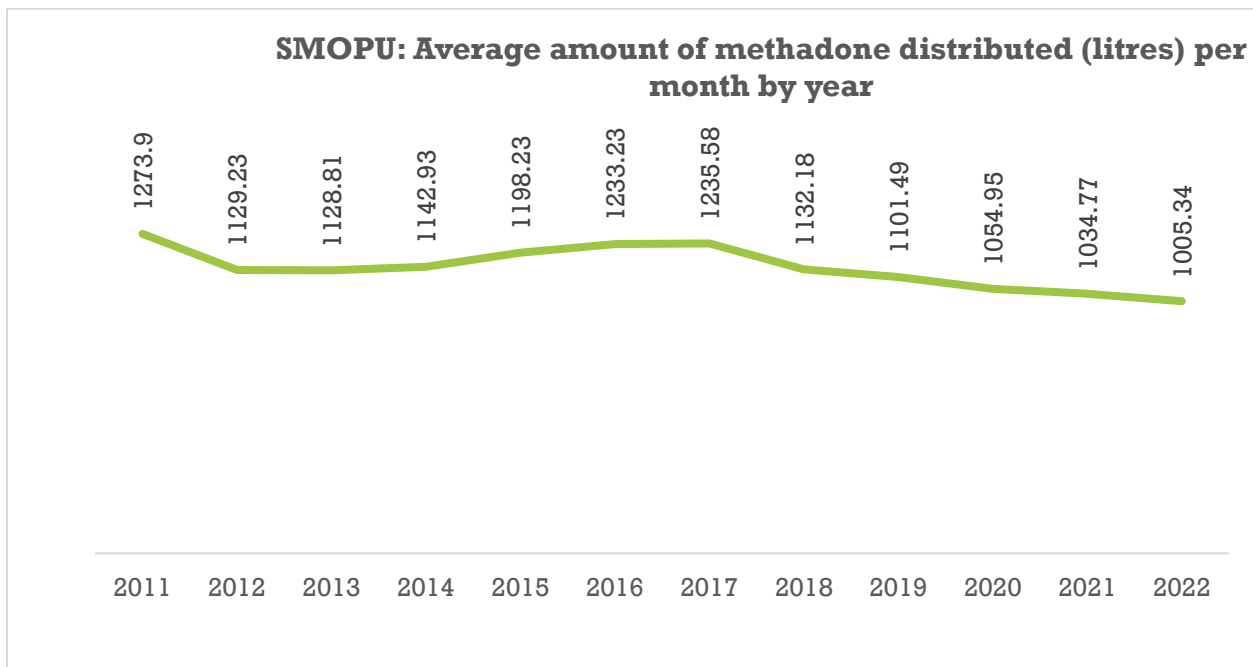


<sup>25</sup> SHD: Southern Harbour District; NHD: Northern Harbour District; SED: Southern Eastern District; ND: Northern District; WD: Western District; G: Gozo; S: Shelter/Institution; F: Foreign Residence; NK: Not Specified.

**SMOPU: Total number of new and re-contact cases opened by primary drug reported and secondary drug reported  
January – December 2022**

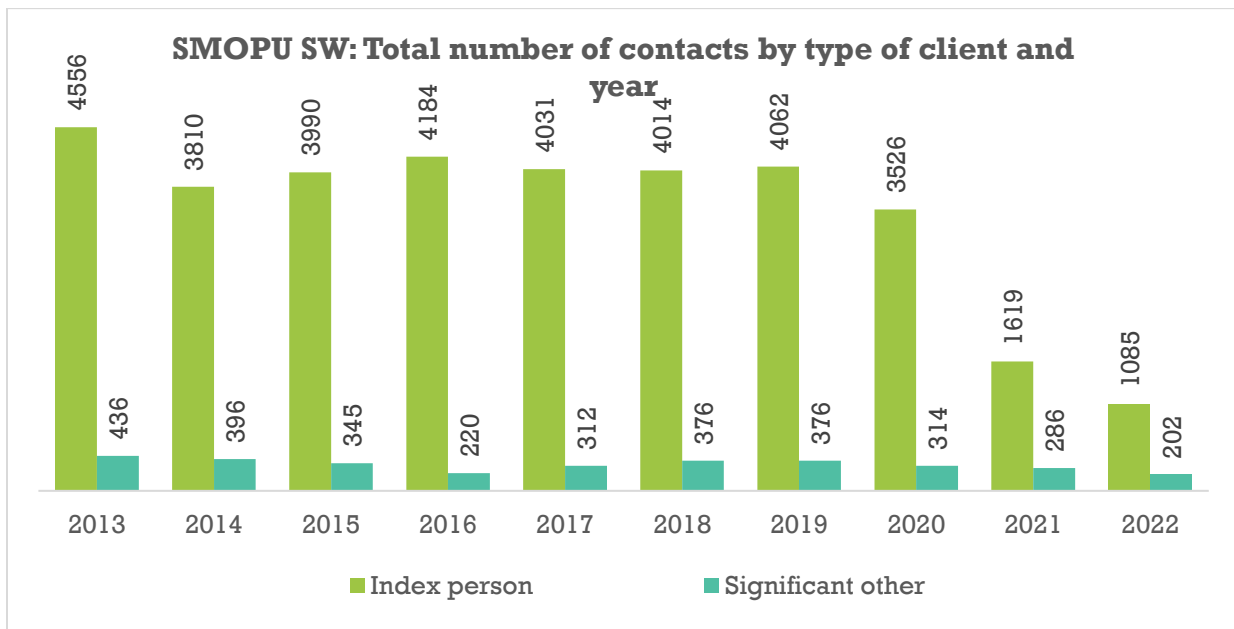
		Primary drug reported									
		Heroin	Alcohol	Cocaine (powder)	Cocaine (crack)	Cannabis	Synthetic cannabis	LSD	Gambling/other behavioural	None reported	Total
Secondary drug reported	Cocaine (powder)	7	18	-	3	0	0	0	0	0	28
	Cocaine (crack)	17	0	0	-	1	0	0	0	0	18
	Cannabis	5	2	4	2	-	0	0	0	0	13
	Alcohol	1	-	7	2	1	0	0	0	0	11
	Heroin	-	0	0	11	0	0	0	0	0	11
	Ecstasy	0	0	0	0	0	0	1	0	0	1
	LSD	0	0	0	0	0	0	-	0	0	0
	Methamphetamines	0	0	0	0	0	0	0	0	0	0
	None reported	30	49	28	14	5	1	0	2	57	186
	<b>Total</b>	<b>60</b>	<b>69</b>	<b>39</b>	<b>32</b>	<b>7</b>	<b>1</b>	<b>1</b>	<b>2</b>	<b>57</b>	<b>268</b>

Note<sup>26</sup>

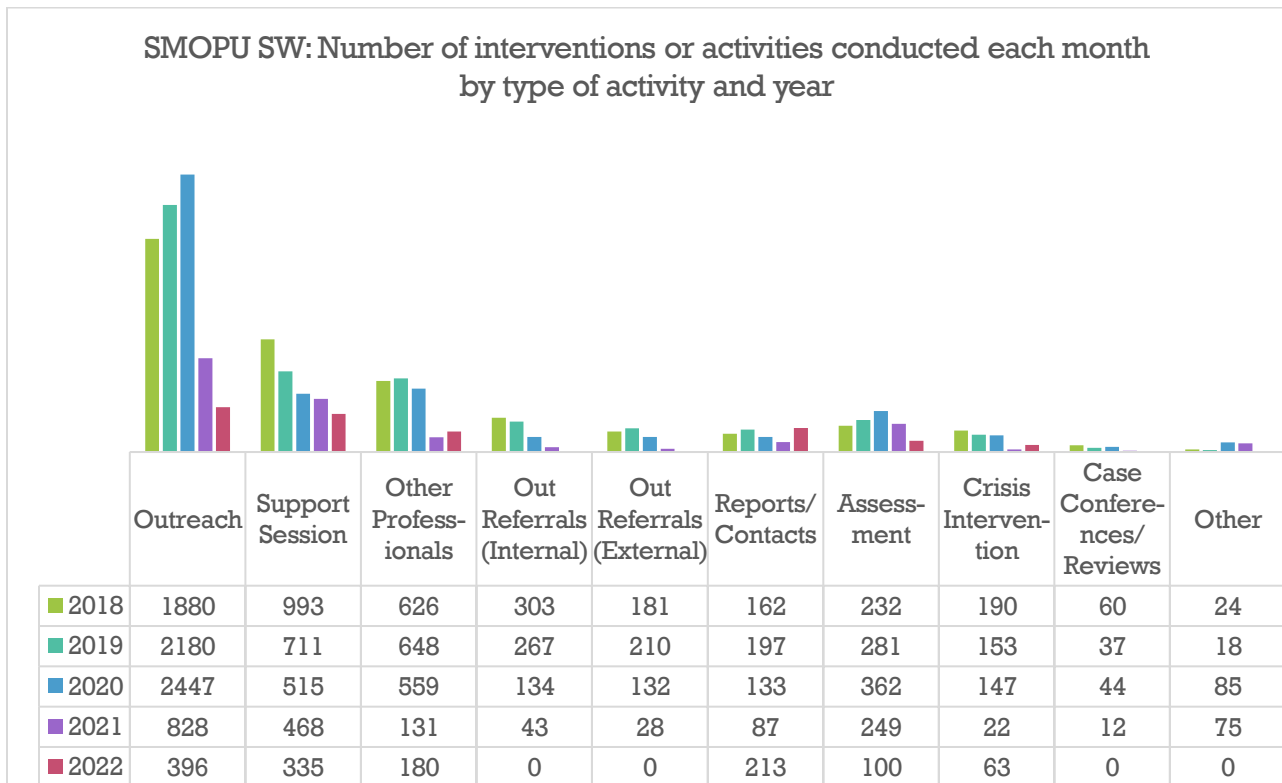


<sup>26</sup> This is the primary and secondary drug reported by new index service users at the time when the First Contact Sheet was filled in and it is the primary or secondary drug used in the last 12 months. 'None reported' refers to individuals who did not report using a drug in the last 12 months e.g., service users in a rehabilitation programme for 12 months, or service users previously in a prison programme, etc.

# Substance Misuse Out-Patient Unit Social Work Unit (SMOPU SW)



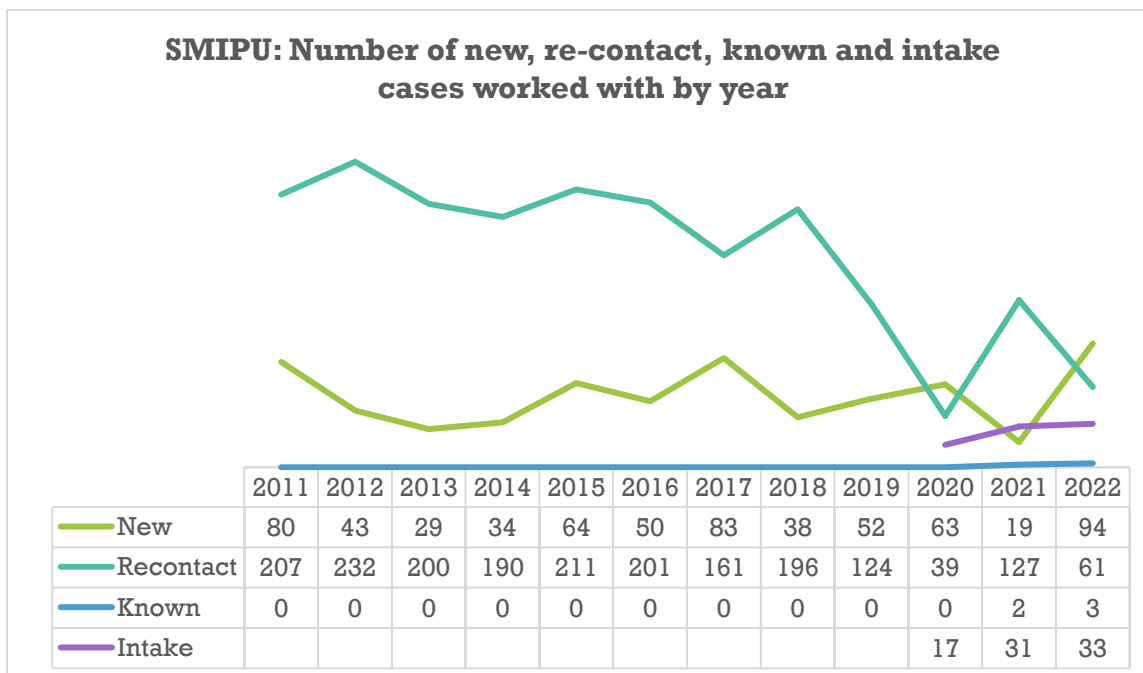
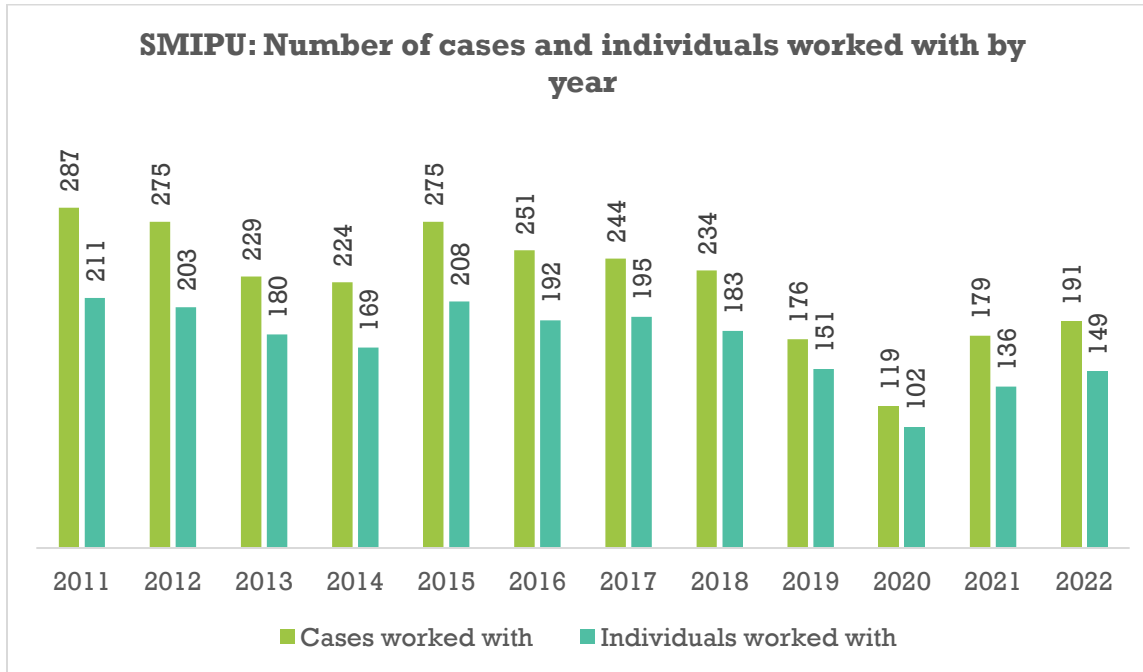
Note<sup>27</sup>



<sup>27</sup> The service records every time an individual person makes contact with the service. Since the same individual may be seen multiple times over the reporting period, the figure in the graph above does not reflect the number of unique individuals receiving support from the service but rather provides an indication of total number contacting the service.

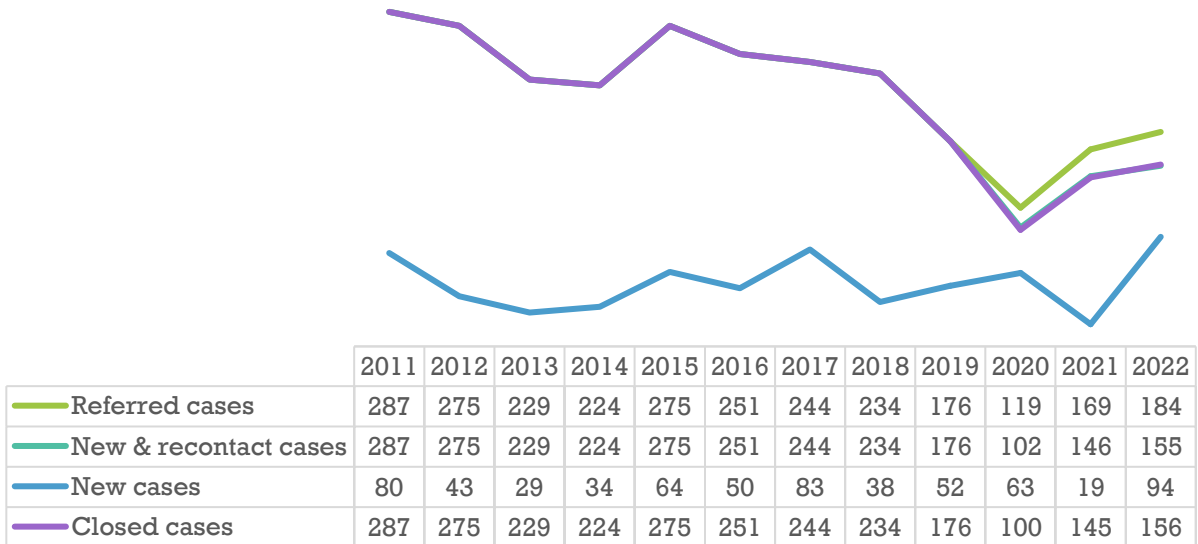
# Substance Misuse In-Patient Unit (SMIPU)

## Case Activity<sup>28</sup>

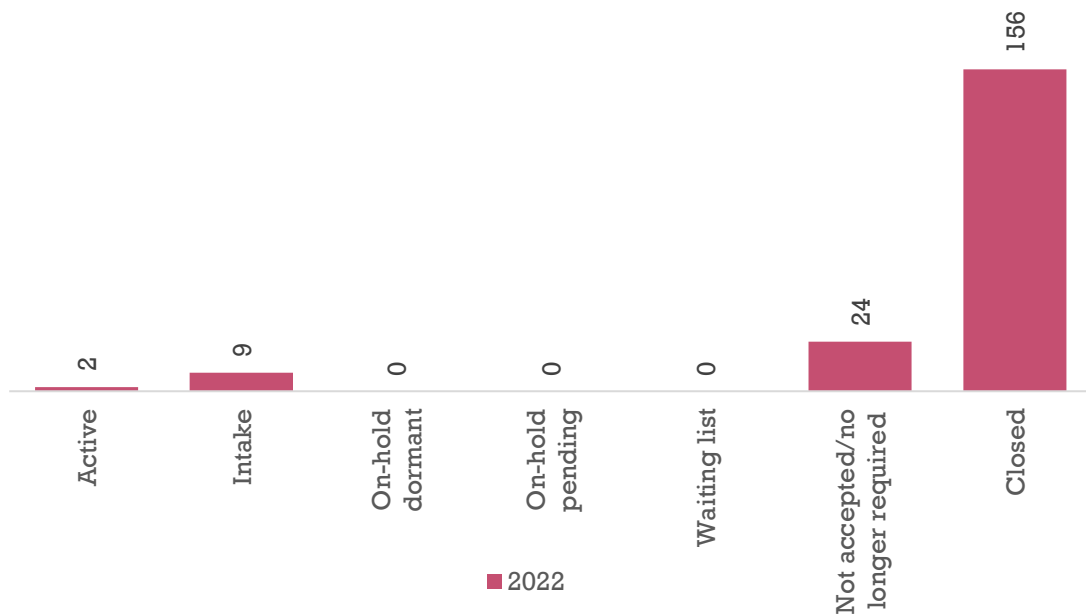


<sup>28</sup> A new data collection system and reporting format were introduced in 2020. Due to the COVID-19 pandemic, between 14/03/2020 and 18/05/2020 the unit stopped providing substance misuse in-patient services and functioned as a homelessness shelter to a further 41 cases.

### SMIPU: Number of referred, new & re-contact, new and closed cases by year



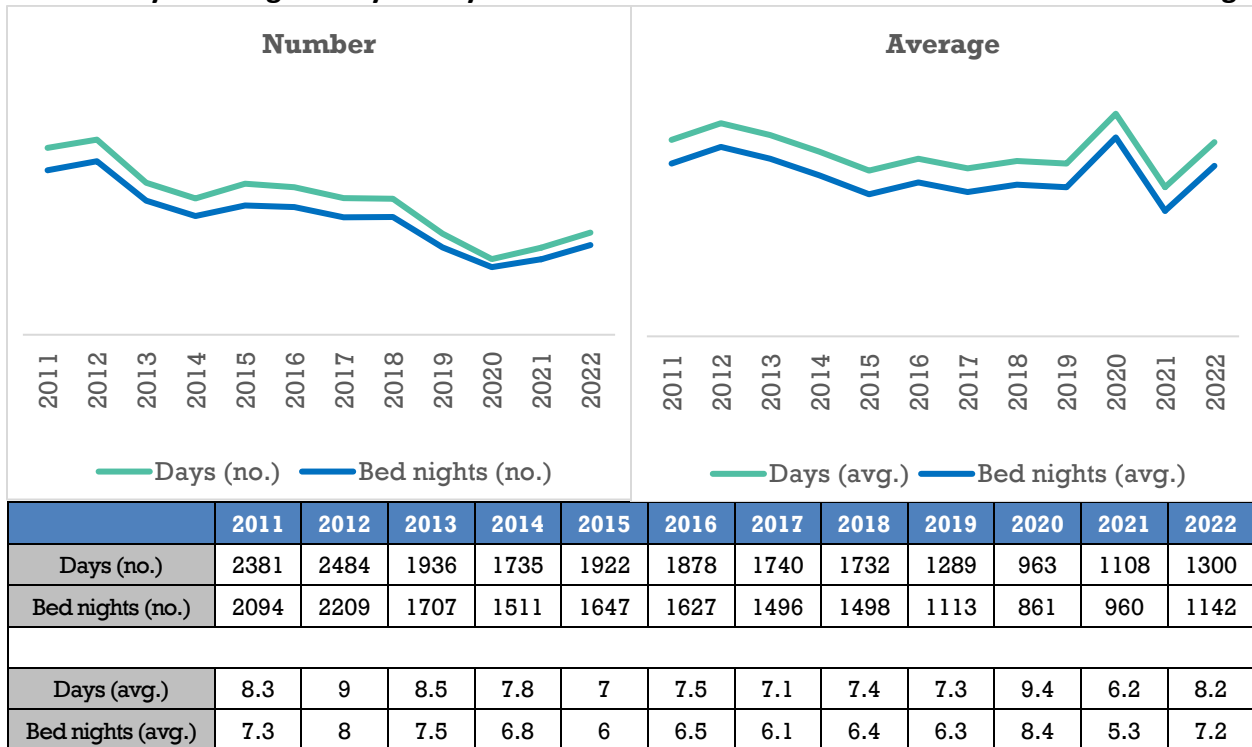
### SMIPU: Case state at the end of the reporting period



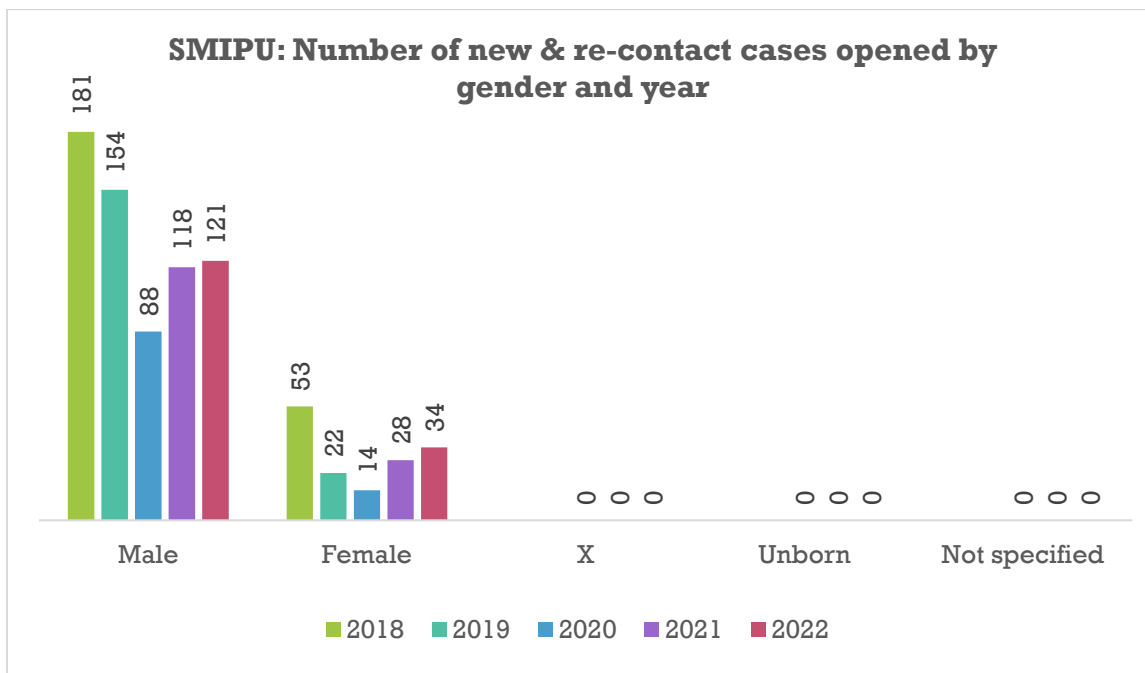
Note<sup>29</sup>

<sup>29</sup> The waiting list provides the number of service users who were assessed and found to be at a low risk, have no immediate requirements and/or are awaiting the next available appointment/programme. They will still be monitored and provided services but at a lower intensity than an active case.

**SMIPU: Days and nights stayed<sup>30</sup> by service users who attended SMIPU – number and average**

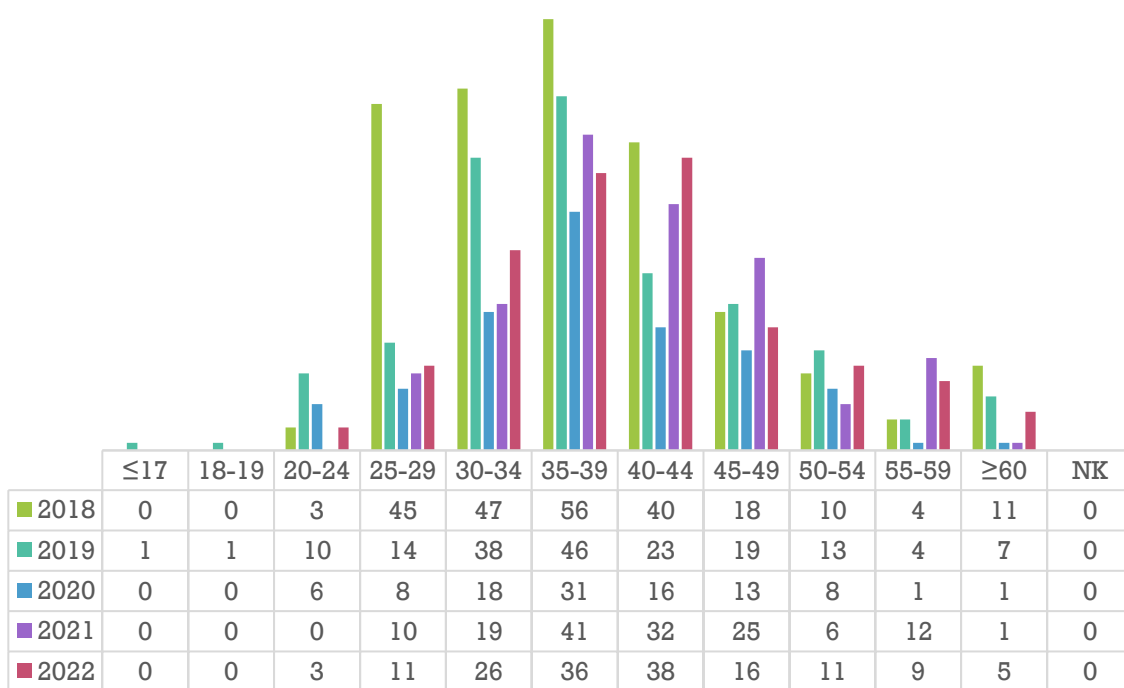


**Details Regarding New and Re-contact Cases Opened**



<sup>30</sup> With the change in data collection system in 2021, as of 2021 the time the case is opened and closed is reported rather than actual bed nights slept in the residence.

**SMIPU: Number of new & re-contact cases opened by age category and year**

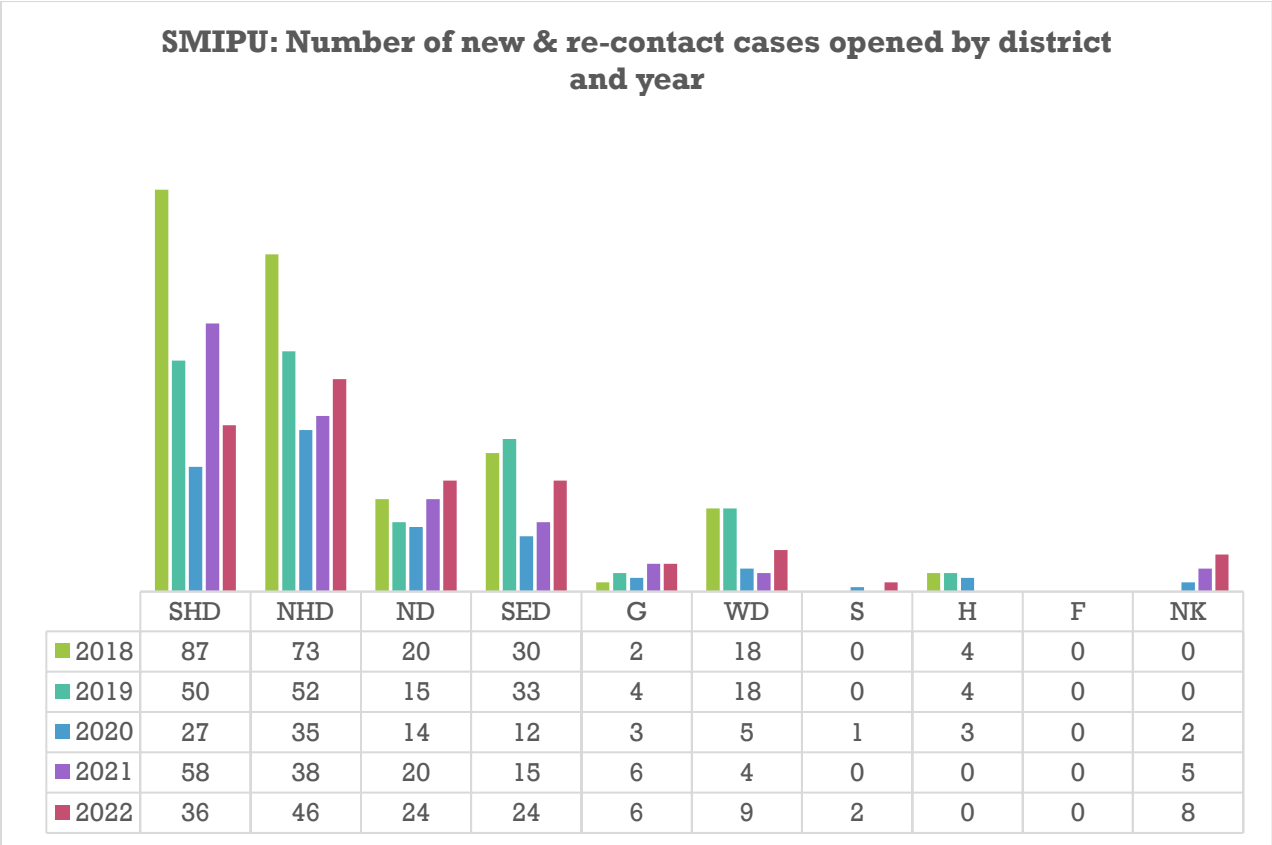
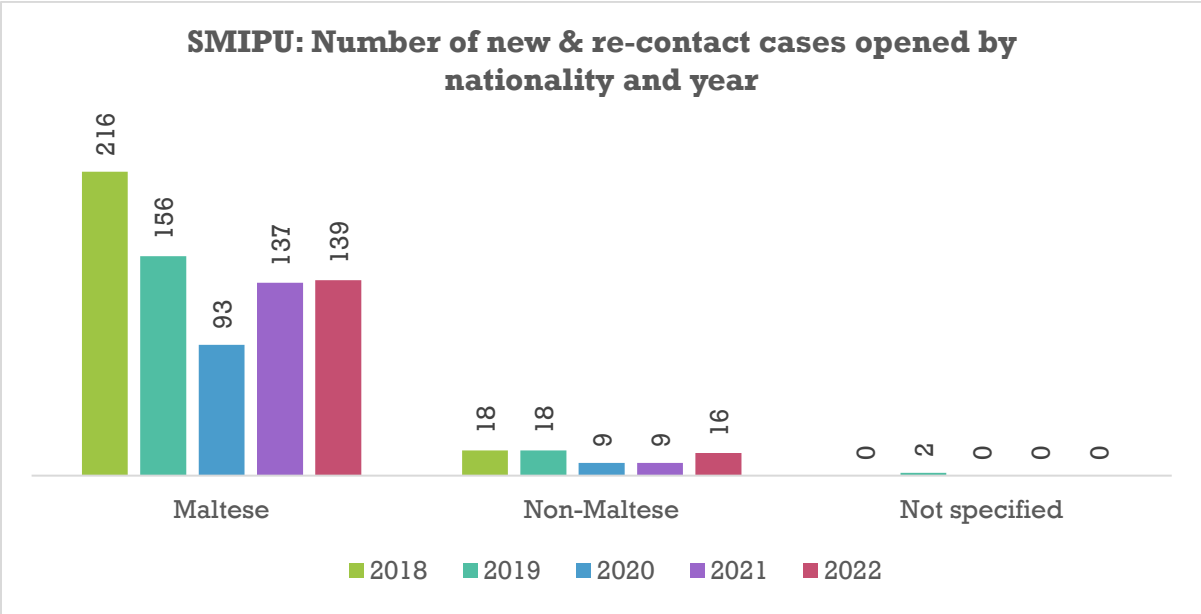


Graph Key<sup>31</sup>

**SMIPU: Number of new & re-contact cases opened by age category and gender  
January – December 2022**

	Male	Female	X	Unborn	Not specified	Total
≤17	0	0	0	-	0	0
18-19	0	0	0	-	0	0
20-24	2	1	0	-	0	3
25-29	7	4	0	-	0	11
30-34	23	3	0	-	0	26
35-39	30	6	0	-	0	36
40-44	31	7	0	-	0	38
45-49	12	4	0	-	0	16
50-54	8	3	0	-	0	11
55-59	6	3	0	-	0	9
≥60	2	3	0	-	0	5
Not specified	0	0	0	-	0	0
<b>Total</b>	<b>121</b>	<b>34</b>	<b>0</b>	<b>-</b>	<b>0</b>	<b>155</b>

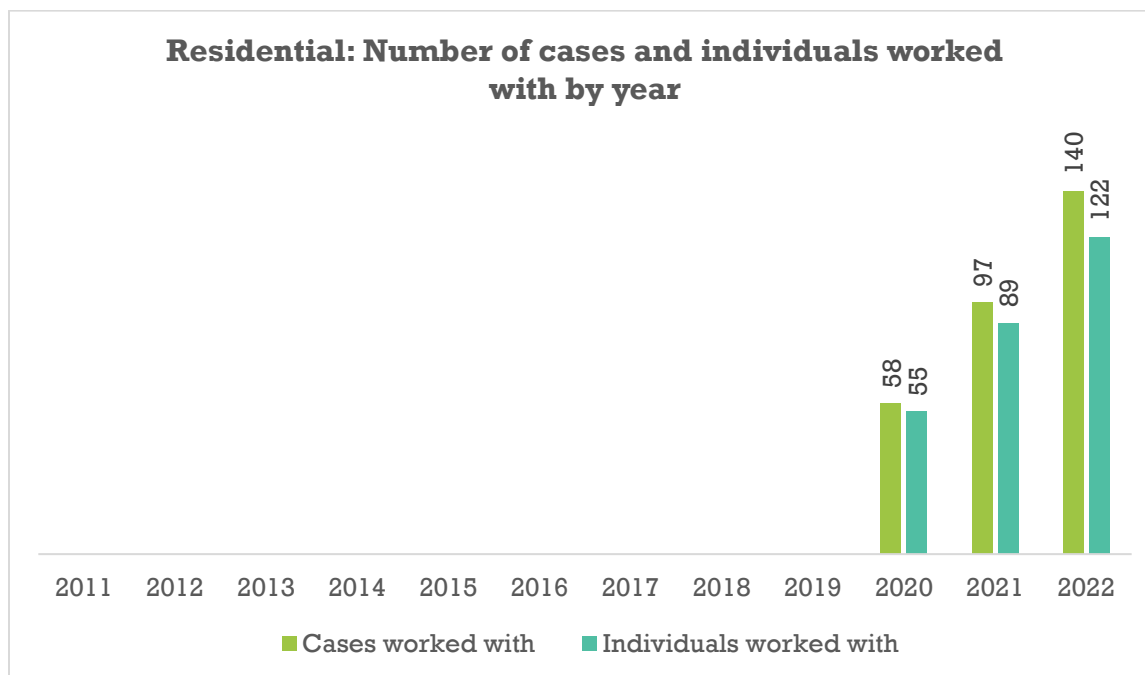
<sup>31</sup> NK: Not Specified.



Graph Key<sup>32</sup>

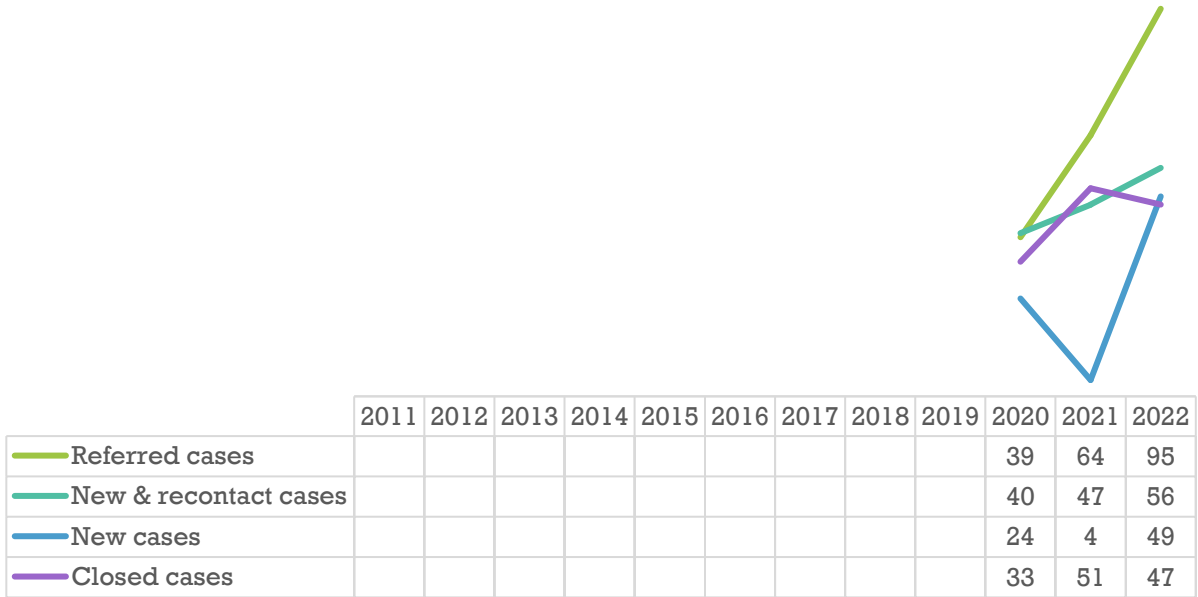
<sup>32</sup> SHD: Southern Harbour District; NHD: Northern Harbour District; SED: Southern Eastern District; ND: Northern District; WD: Western District; G: Gozo; S: Shelter/Institution; F: Foreign Residence; NK: Not Specified.

# Komunita' Santa Marija Addiction Residential Rehabilitation Programme Case Activity<sup>33</sup>

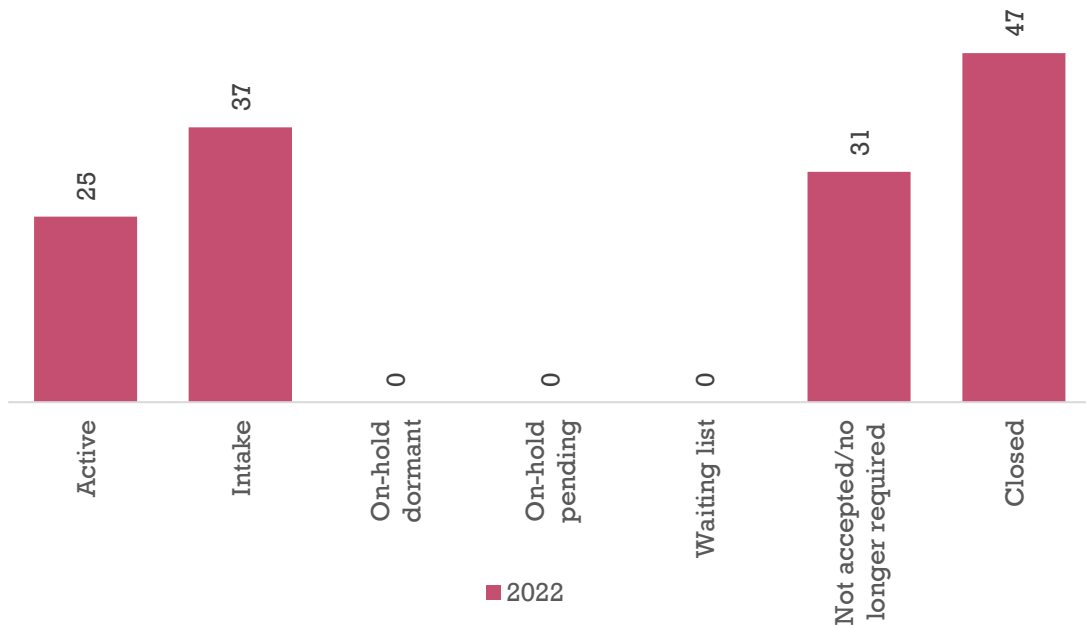


<sup>33</sup> Previously there were 3 rehabilitation centres (Kommunita Santa Marija, Assessment & Stabilisation Unit and Zerniq). In 2020, these were discontinued, and one residential rehabilitation centre was formed. A new data collection system and reporting format were introduced in 2020.

### Residential: Number of referred, new & re-contact, new and closed cases by year



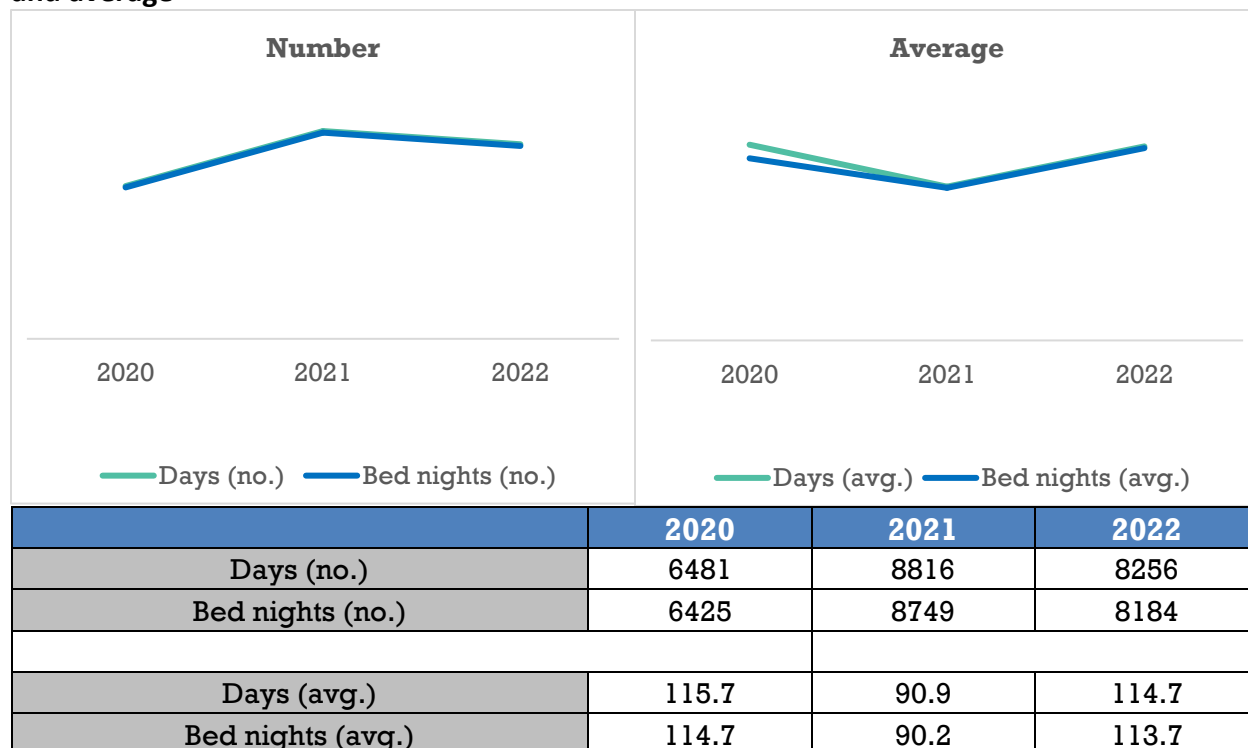
### Residential: Case state at the end of the reporting period



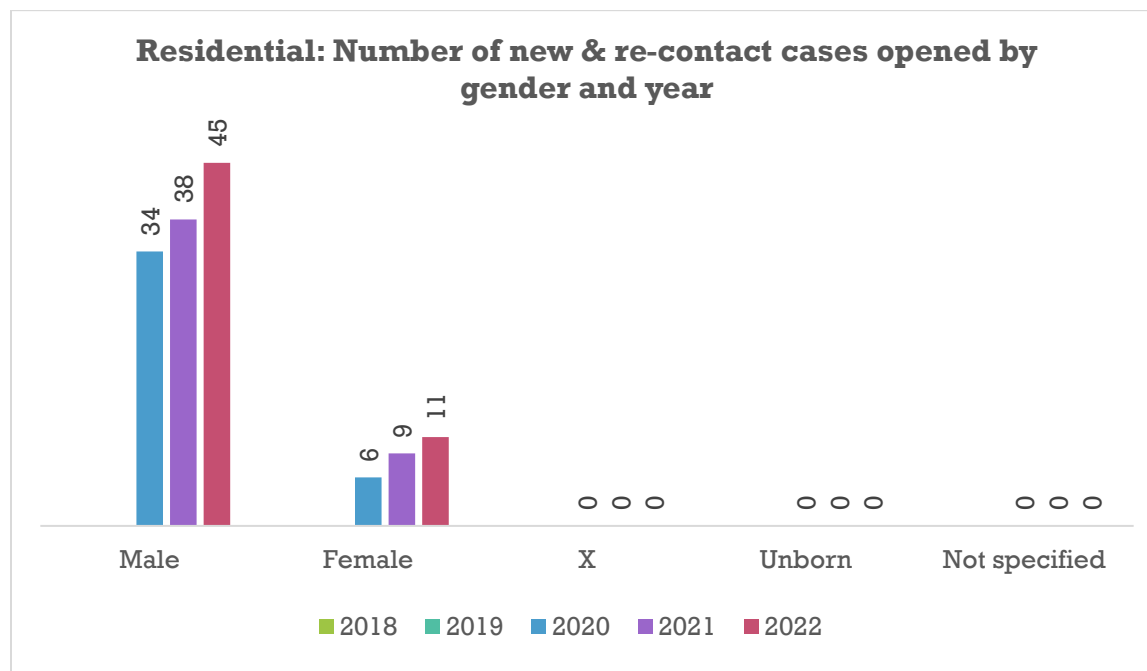
Note<sup>34</sup>

<sup>34</sup> The waiting list provides the number of service users who were assessed and found to be at a low risk, have no immediate requirements and/or are awaiting the next available appointment/programme. They will still be monitored and provided services but at a lower intensity than an active case.

**Residential: Days and nights stayed<sup>35</sup> by service users who attended Residential – number and average**

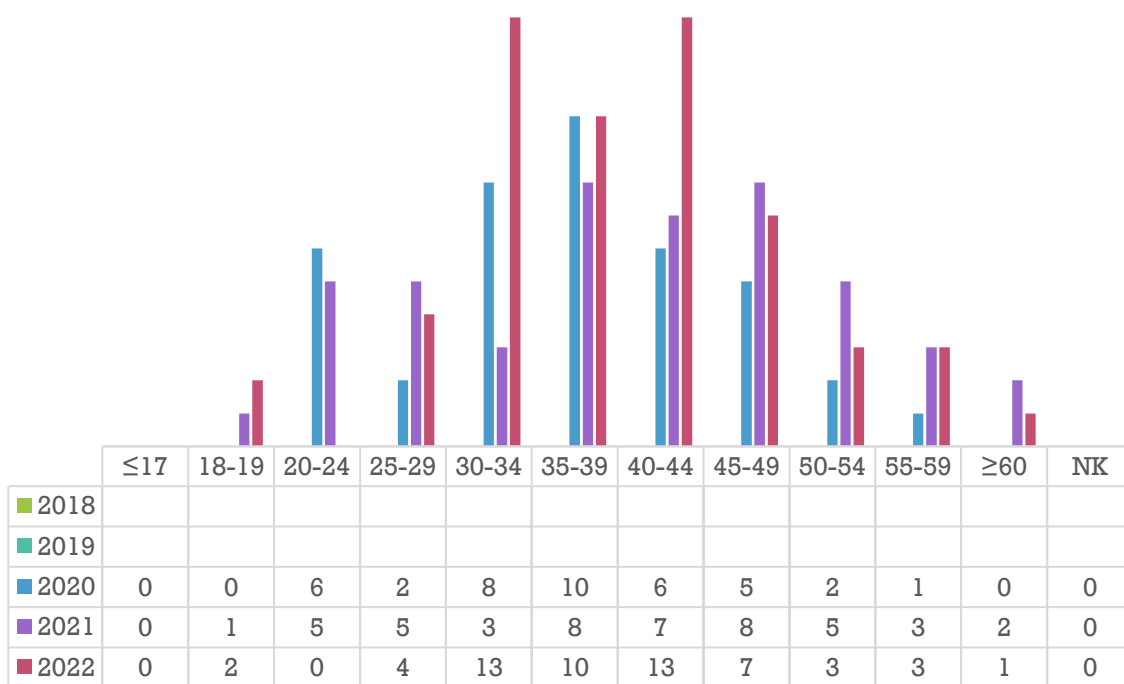


**Details Regarding New and Re-contact Cases Opened**



<sup>35</sup> With the change in data collection system in 2021, as of 2021 this reports the period spent in the service records rather than actual bed nights slept in the residence.

**Residential: Number of new & re-contact cases opened by age category and year**



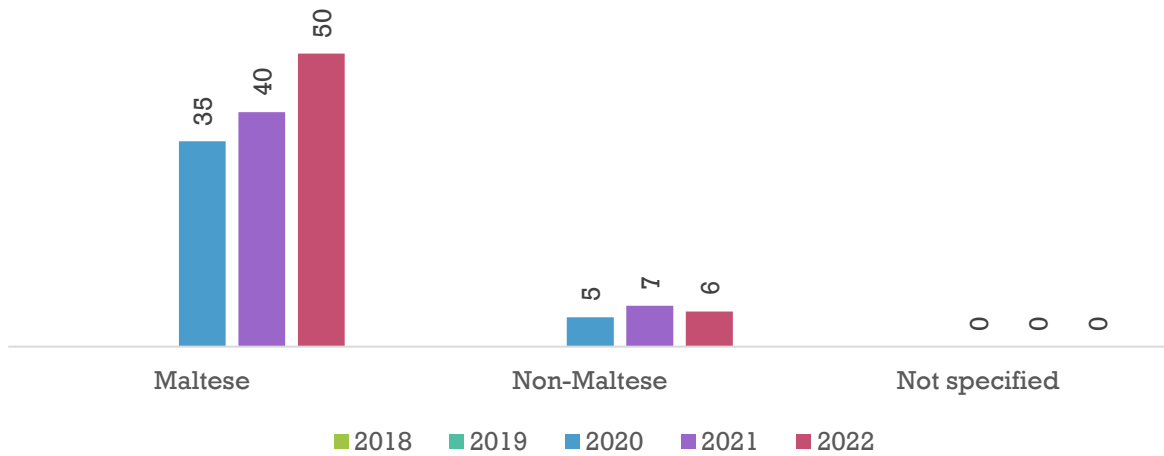
Graph Key<sup>36</sup>

**Residential: Number of new & re-contact cases opened by age category and gender  
January – December 2022**

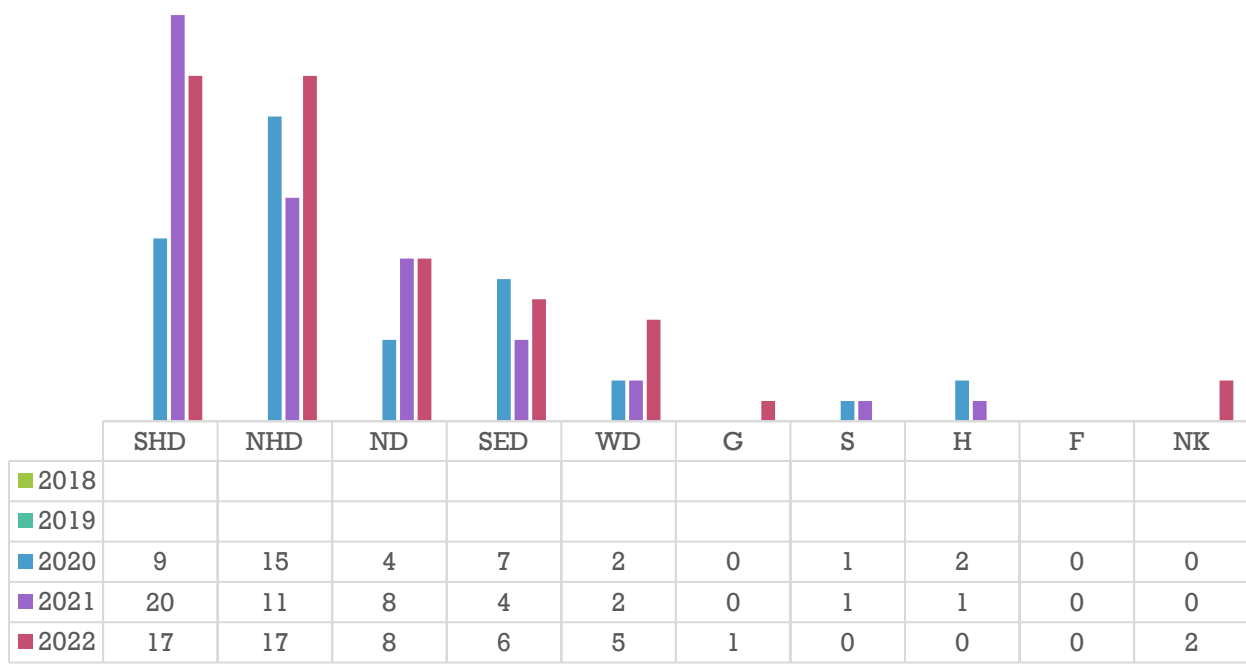
	Male	Female	X	Unborn	Not specified	Total
<17	0	0	0	-	0	0
18-19	2	0	0	-	0	2
20-24	0	0	0	-	0	0
25-29	3	1	0	-	0	4
30-34	10	3	0	-	0	13
35-39	8	2	0	-	0	10
40-44	10	3	0	-	0	13
45-49	5	2	0	-	0	7
50-54	3	0	0	-	0	3
55-59	3	0	0	-	0	3
≥60	1	0	0	-	0	1
Not specified	0	0	0	-	0	0
<b>Total</b>	<b>45</b>	<b>11</b>	<b>0</b>	<b>-</b>	<b>0</b>	<b>56</b>

<sup>36</sup> NK: Not Specified.

**Residential: Number of new & re-contact cases opened by nationality and year**



**Residential: Number of new & re-contact cases opened by district and year**



Graph Key<sup>37</sup>

<sup>37</sup> SHD: Southern Harbour District; NHD: Northern Harbour District; SED: Southern Eastern District; ND: Northern District; WD: Western District; G: Gozo; S: Shelter/Institution; F: Foreign Residence; NK: Not Specified.

# Appendix

## Glossary of Terms

Variable	Definition
<b>Cases worked with</b>	The total number of service user cases that were new, re-contact or known in the reporting year and intake cases still on intake at the end of the reporting period. This does not indicate the number of individuals as some individuals could attend the service more than once in the same reporting year. For example, 1 individual may have re-contacted the service 3 times in the same year and would account for 3 cases worked with in the same year.
<b>Individuals worked with</b>	The total number of individual service users whose case was new, re-contact or known at least once in the year and intake cases still on intake at the end of the reporting period. This excludes cases re-opened in the same year for the same person.
<b>New case</b>	A case that was opened or activated for the first time ever within the reporting year and that was never previously worked with.
<b>Re-contact case</b>	A case that was worked with and closed in the past and has been re-activated or re-opened within the current reporting year.
<b>Known case</b>	Cases that were activated or opened in the previous reporting years and that are still active in the current reporting year. This may also be referred to as cases carried over from previous years.
<b>Intake case</b>	When a case is referred to the service it is placed on intake (intake is the initial state for every case). At this stage information is gathered to address any immediate needs and to determine whether a case will be assigned to a professional, placed on the waiting list, opened, or closed from intake. If a case is not a known case or opened case within the reporting period it remains an intake case.
<b>Waiting list</b>	Intake cases are placed on the waiting list when it is determined that the person would benefit from accessing the service, but the service cannot be provided immediately. This can be due to various factors such as, but not limited to, space limitations, further assessments required or further feedback from the service user is required.
<b>Referred case</b>	When a case was referred to the unit. A referral is when an individual's details have been given to the services by another person or the service users themselves to request assistance. A case may be referred more than once in a year. Some cases may be referred and placed on a waiting list or not taken up because the service was not appropriate for the person's needs.
<b>New &amp; re-contact case</b>	When a case was opened or allocated. This includes new cases (first ever contact with the service) and re-opened cases (cases worked with in the past) and so the same individual may be seen more than once in a year.
<b>Closed case</b>	When a case was closed or terminated. The same case may be closed more than once in a year if the case was re-opened in the same year.
<b>Case state</b>	The state of the case at the end of the reporting period. Cases can be active, closed, intake, on-hold, waiting list or not accepted/no longer required. For example, a case may start the reporting period as a known active case but by the end of the reporting period, the case was closed so the case state is now reported as closed.
<b>Active state</b>	A case state where the case was opened in the year and still open by the end of the reporting period.
<b>Closed state</b>	A case state where the case was opened in the year but closed by the end of the reporting period.
<b>Intake state</b>	A case state where the case was on intake in the year and still on intake by the end of the reporting period.

<b>On-hold state</b>	A case state where the case was opened in the year but put on hold by the end of the reporting period. The reason it is placed on hold can be: - Pending: cases where all activity stops pending the action of another service. E.g., the case is pending outcomes from the child protection investigations. - Dormant: cases which must remain active but very little to no work is required. This generally occurs when a case is awaiting uptake by another service.
<b>Waiting list state</b>	A case state where the case was on the waiting list in the year and still on the waiting list by the end of the reporting period.
<b>Not accepted/no longer required state</b>	A case state where the case was on intake or the waiting list in the year but closed by the end of the reporting period. Such cases are usually closed because an assessment during intake resulted in the service not being appropriate, the alleged issues were not confirmed, the service user no longer requests the service, or the service user refused to attend.
<b>Global/family cases</b>	Service users' cases may be grouped under a global/family case, particularly when the service works with families. A global/family case may consist of: - 1 service user case: One individual who attends in the year on their own without any other family member, or - 2 or more service users' cases: Several individuals identified as part of the same family attending in the year.
<b>Gender</b>	Gender is reported as male, female, X, unborn or not specified. "X" means a gender that is not exclusively male nor female. Unborn refers to service users still existing in the mother's womb.
<b>Primary problem</b>	Service users often present a complexity of issues. The primary issue is the only, main, or first issue recorded as identified by the service user or the professional.
<b>Not specified</b>	A variable that cannot be specified since the information is not available or the service user was unwilling to provide the information.
<b>Other</b>	Treatment, issue or location not elsewhere specified.
<b>Primary sector</b>	This sector is where the prevention activities provided are predominantly within primary school services e.g., primary schools.
<b>Secondary sector</b>	This sector is where the prevention activities provided are predominantly within the secondary school services e.g., secondary schools.
<b>Community sector</b>	This sector is where the prevention activities provided are predominantly within community setting e.g., sports centre.
<b>Work sector</b>	This sector is where the prevention activities provided are predominantly within private companies with employees.

## Maltese Districts

District	Towns
<b>Northern Harbour District</b>	Birkirkara, Gzira, Hamrun, Msida, Pembroke, Pieta, Qormi, San Giljan, San Gwann, Santa Venera, Sliema, Swieqi, Ta Xbiex.
<b>Southern Harbour District</b>	Birgu, Bormla, Fgura, Floriana, Isla, Kalkara, Luqa, Marsa, Paola, Santa Lucija, Tarxien, Valletta, Xaghjra, Zabbar.
<b>South Eastern District</b>	Birzebuggia, Ghaxaq, Gudja, Kirkop, Marsaskala, Marsaxlokk, Mqabba, Qrendi, Safi, Zejtun, Zurrieq.
<b>Western District</b>	Attard, Balzan, Dingli, Iklin, Lija, Mdina, Mtarfa, Rabat, Siggiewi, Zebbug.
<b>Northern District</b>	Gharghur, Mellieha, Mgarr, Mosta, Naxxar, San Pawl il Bahar.
<b>Gozo and Comino</b>	Rabat, Fontana, Ghajnsielem, Gharb, Ghasri, Kercem, Munxar, Nadur, Qala, San Lawrenz, Sannat, Xaghra, Xewkija, Zebbug, Comino.
<b>Homeless</b>	Not residing within any residence.

<b>Shelter/institution</b>	Resides in a residential home (e.g., elderly home), shelter (e.g., Ghabex or YMCA), correctional facility or medical facility (e.g., Mount Carmel Hospital).
<b>Foreign residence</b>	Resides in a foreign country and is in Malta for a short stay.

## Service Descriptions

<b>Service</b>	<b>Description</b>
Primary Prevention	The aim of service is to provide members of society with information about substances and to provide training programmes on topics such as healthy living, appreciation of one's abilities and self-determination.
Addictions Community Service	The aim of the service is to provide information, advice, outreach work, assessment, and aftercare, at the community level, to service users and their families struggling with addictions-related issues.
Court Services	The service involves assessing cases held at the drugs tribunal court, as well as social work and psychological interventions with persons attending.
Psychological Services	The aim of the service is to provide service users and their significant others with psychotherapeutic interventions, family therapy, to provide consultancy and to carry out staff supervision.
Substance Misuse Out-Patients Unit	The aim of the service is to assess drug users, provide medical treatment and social and psychological support.
Substance Misuse Out-Patients Unit – Social Work	This service falls within the Substance Misuse Out-Patients Unit and provides specific social work interventions by social workers located within the Substance Misuse Out-Patients Unit.
Substance Misuse In-Patients Unit	The service aims to assist individuals to come off drugs in a safe and controlled residential environment and prepare them for subsequent stages of rehabilitation.
Komunita' Santa Marija Addiction Residential Rehabilitation Programme	In 2019, the various residential rehabilitation programmes concerning substance abuse were combined to form one unit. These programmes consisted of what was previously known as the Assessment and Stabilisation Unit (ASU), Komunità Santa Marija (KSM), and the Alcohol Rehabilitation Programme (Zerniq). The programme offers a therapeutic structure with emphasis on living as part of a community for 14 months. This time is divided into three phases which aim to accompany the resident from the initial stages of physical, mental, and emotional recovery to reintegration into society.



# FSWS Research Team

### ***Vision Statement***

Research that educates, inspires, and informs quality responses to improve the wellbeing of children, families, and communities.

### ***Mission Statement***

To contribute to a knowledge base that informs responses to social needs through high quality research.



Foundation for Social Welfare Services  
Here for you

FSWS  
212, Cannon Road, Santa Venera, SVR 9034  
Tel: 356 2258 8900  
[www.fsws.gov.mt](http://www.fsws.gov.mt)  
E-mail: [research.fsws-headoffice@gov.mt](mailto:research.fsws-headoffice@gov.mt)

*Report designed by Christine Marchand-Agius*