



Agenzija Sedqa

Yearly Statistical Report

January to December 2021

February 2022

Christine Marchand-Agius



Foundation for Social Welfare Services, Malta

© Copyright, 2022

All rights reserved. No part of this publication may be reproduced, stored in a retrieval system, or transmitted, in any form or by any means, electronic, mechanical, photocopying, recording or otherwise, except as permitted by the Malta Copyright Act (Chapter 415), without the prior permission of the Foundation for Social Welfare Services.

Citation: Marchand-Agius, C. (2022). Agenzija Sedqa Yearly Statistical Report 2021. Malta: Foundation for Social Welfare Services.

Foundation for Social Welfare Services

212, Cannon Road, Santa Venera

SVR 9034, Malta

Table of Content

Introduction	4
Executive Summary.....	5
Primary Prevention (PPV)	8
Addictions Community Service	13
Case Activity.....	13
Details Regarding New and Re-contact Cases Opened	15
Court Services	20
Case Activity.....	20
Psychotherapeutic Services (PS).....	22
Case Activity.....	22
Details Regarding New and Re-contact Cases Opened	24
Substance Misuse Out-Patient Unit (SMOPU).....	28
Case Activity.....	28
Details Regarding New and Re-contact Cases Opened	30
Substance Misuse Out-Patient Unit Social Work Unit (SMOPU SW).....	34
Substance Misuse In-Patient Unit (SMIPU)	35
Case Activity.....	35
Details Regarding New and Re-contact Cases Opened	37
Sedqa Residential Rehabilitation Programme	39
Case Activity.....	39
Details Regarding New and Re-contact Cases Opened	41
Appendix	43
Glossary of Terms	43
Maltese Districts	44
Service Descriptions.....	44

Introduction

This report provides statistical information regarding Agenzija Sedqa. The data includes, but is not limited to, the number of cases worked with, individuals worked with, number of referrals, new and re-contact cases, cases closed, and key demographic details. This information provides an indication of service performance and is used to determine the profile of service users attending the various services. For further information regarding the aims and activities of the services, please refer to the website: fsws.gov.mt

The data contained in this report is based on information submitted by the services to the Research Team of the Foundation for Social Welfare Services by January 2022. Where applicable, the report provides data on an individual service user level as well as on a multiple service user level. It is important to note that the same individuals may stop and start attending a given service multiple times in the reporting year and/or may be attending one or more services concurrently within the reporting period. As a result, the summing of data from services may lead to an over-estimation of the number of individuals attending the agency or directorate.

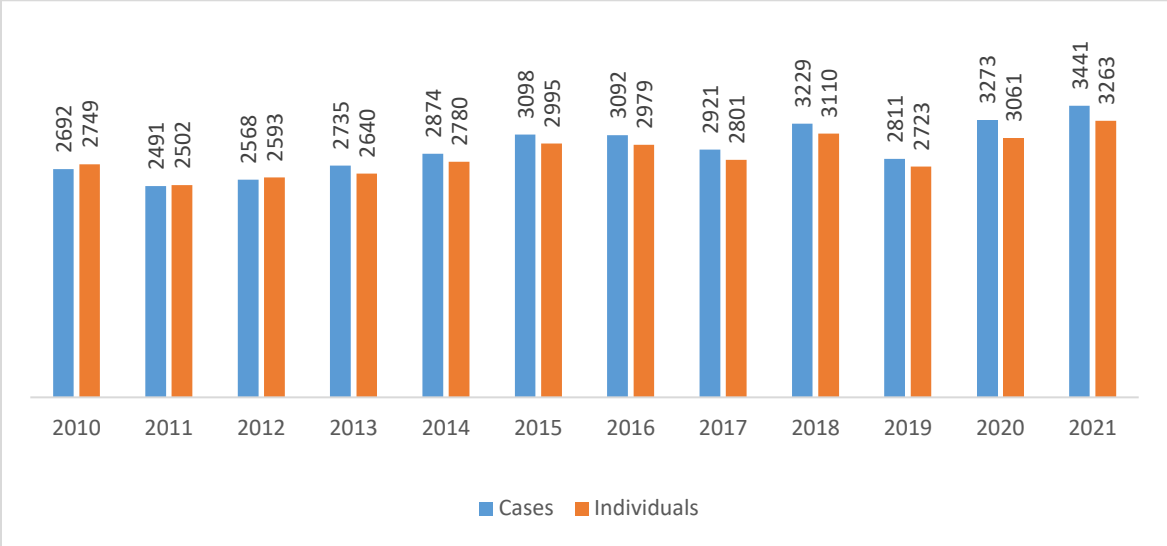
When new data collection systems are introduced, it can change how the data is collected, introduce new variables and thus impact observed trends. For example, the Foundation for Social Welfare Services introduced an online data collection tool which required all known cases to be newly inputted leading to a higher number of new cases and zero new cases for that reporting year. The report provides indications where new data collection systems were introduced.

This report would not have been possible without the kind assistance of each worker who diligently provided the data and of the people who keyed in all the data. This report was compiled with the assistance of Samuel James.

The data contained in this report is subject to revision and modification, as and when the relevant information becomes available.

Executive Summary

Approximate¹ total number of cases and individuals worked with at Sedqa by year



Case activity²: Jan-Dec 2021

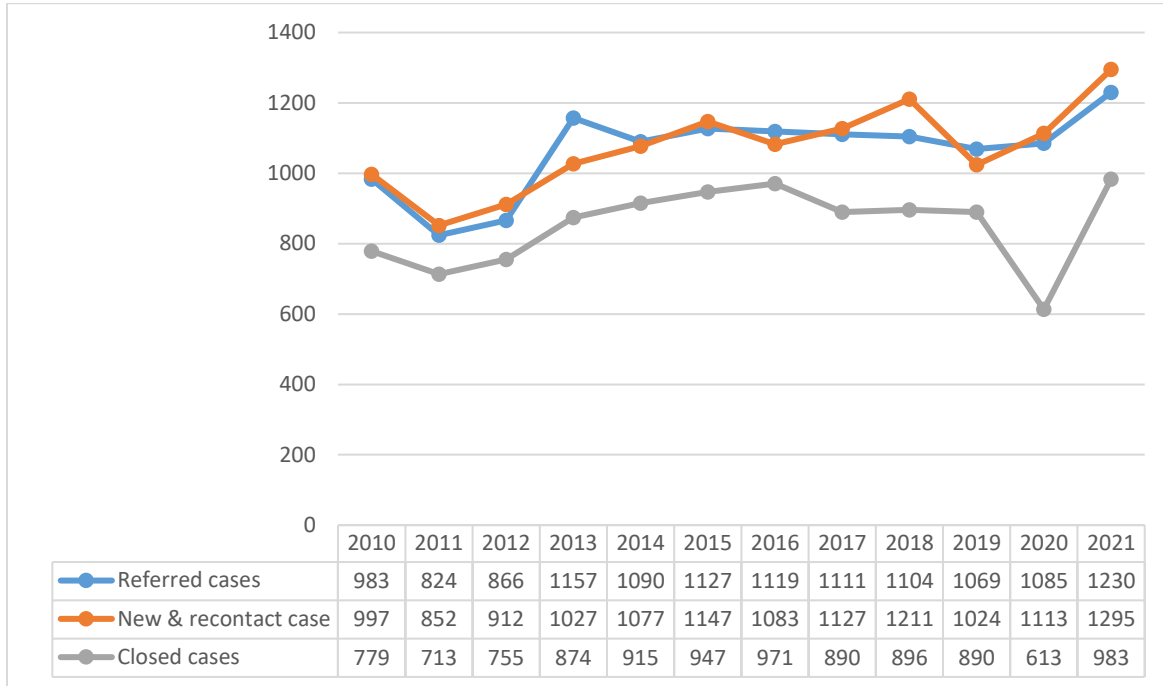
Service	Cases worked with	Individuals worked with
Addictions Community Service	1098	1038
Psychological services	870	803
Substance Misuse Out-patient Unit	1197	1197
Substance Misuse In-patients Unit	179	136
Sedqa Residential Rehabilitation Programme	97	89

Service	Additional information
Primary Prevention Team	A total of 3,331 interventions (talks, sessions, etc.) which consisted of approximately 3,606 hours, with approximately 19,666 participants. A further 683 programmes and 188 other activities (e.g. media, outreach, exhibitions etc) were also conducted.
Courts	81 active service users.
Social Work at Substance Misuse Out-patient Unit	Average of 159 service users per month.


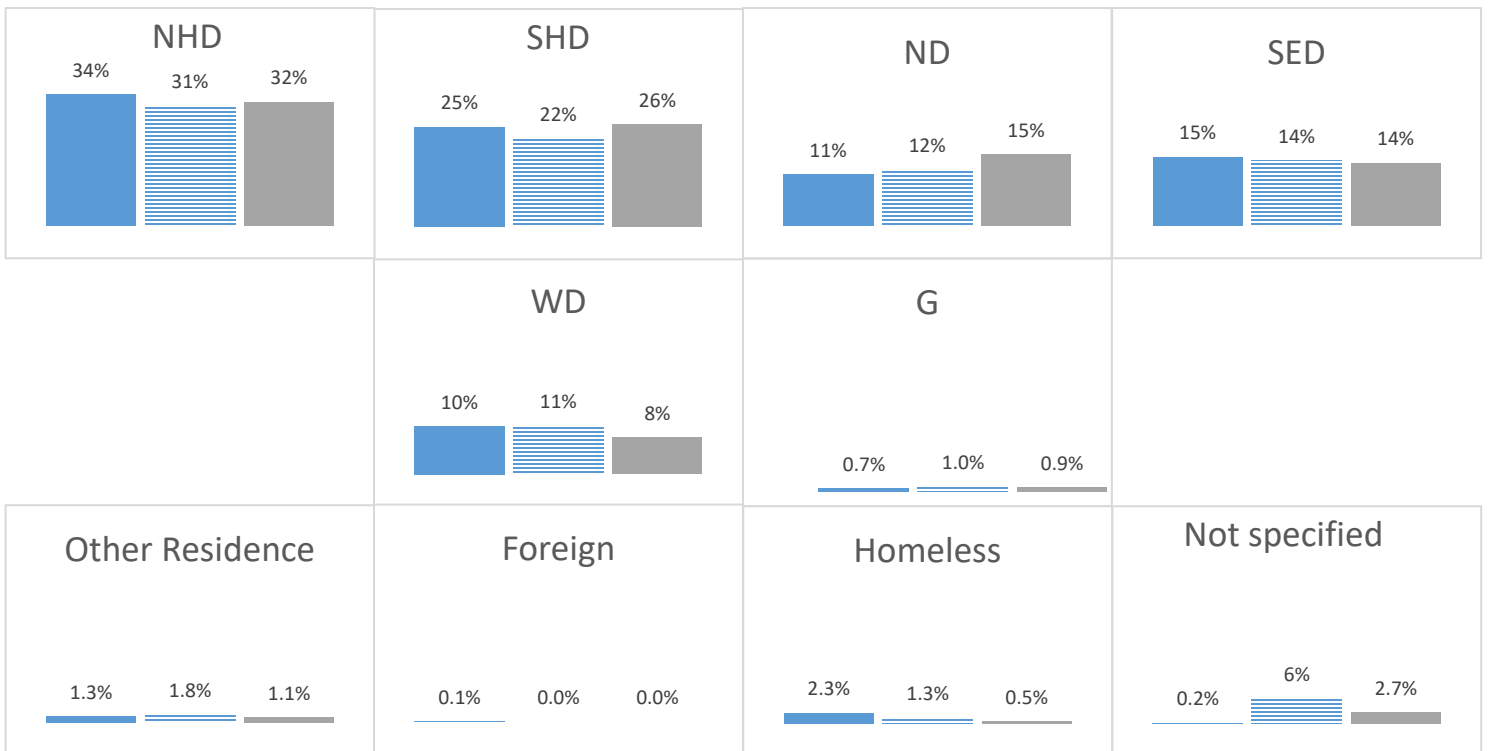
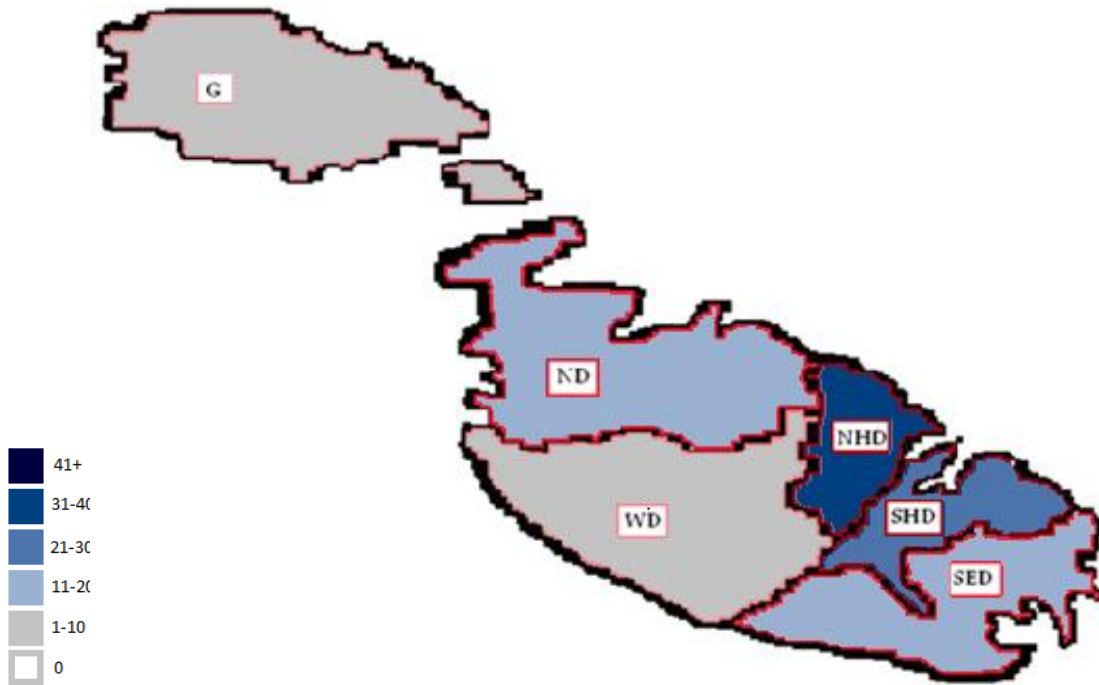
¹ Since individuals can attend more than one unit at the same time, summing the number of cases worked with will over-estimate the actual number of persons worked with. Therefore, the following data reported on multiple unit levels can only provide an approximation of the number of cases and the figures provided are higher than the actual numbers.

² A new data collection system and reporting format was introduced in 2020.

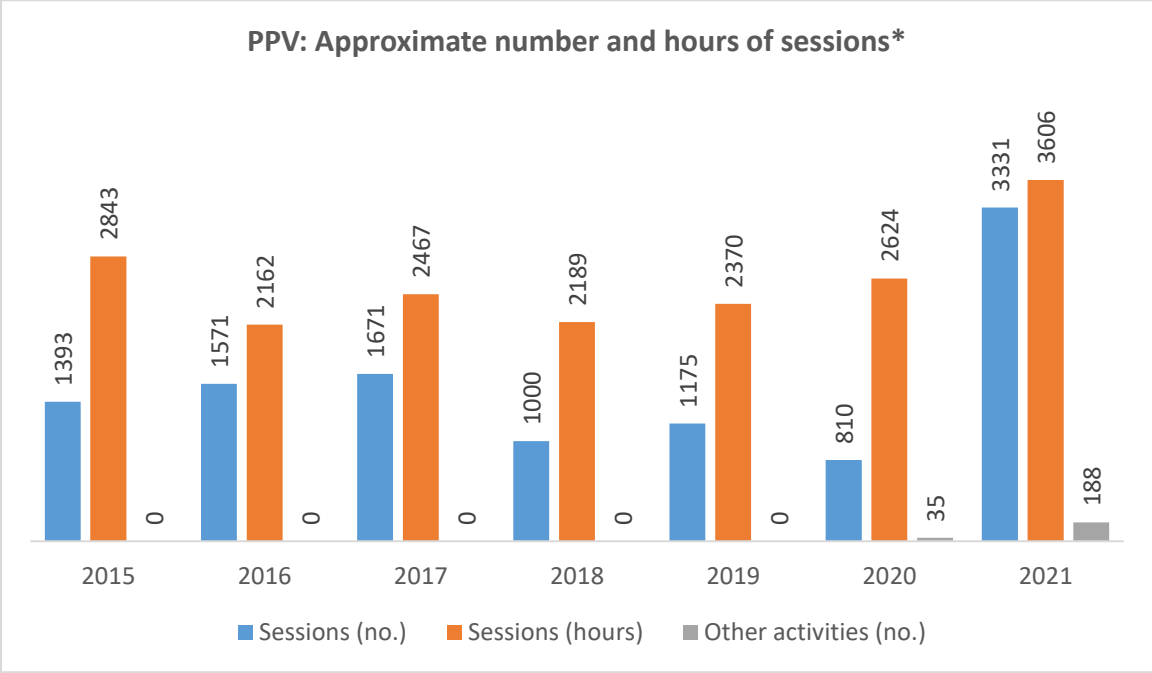
Approximate number of referrals, new & re-contact cases opened, and cases closed by Sedqa by year



Percentage of new & re-contact cases worked with at Sedqa by district of residence and year



Primary Prevention (PPV)



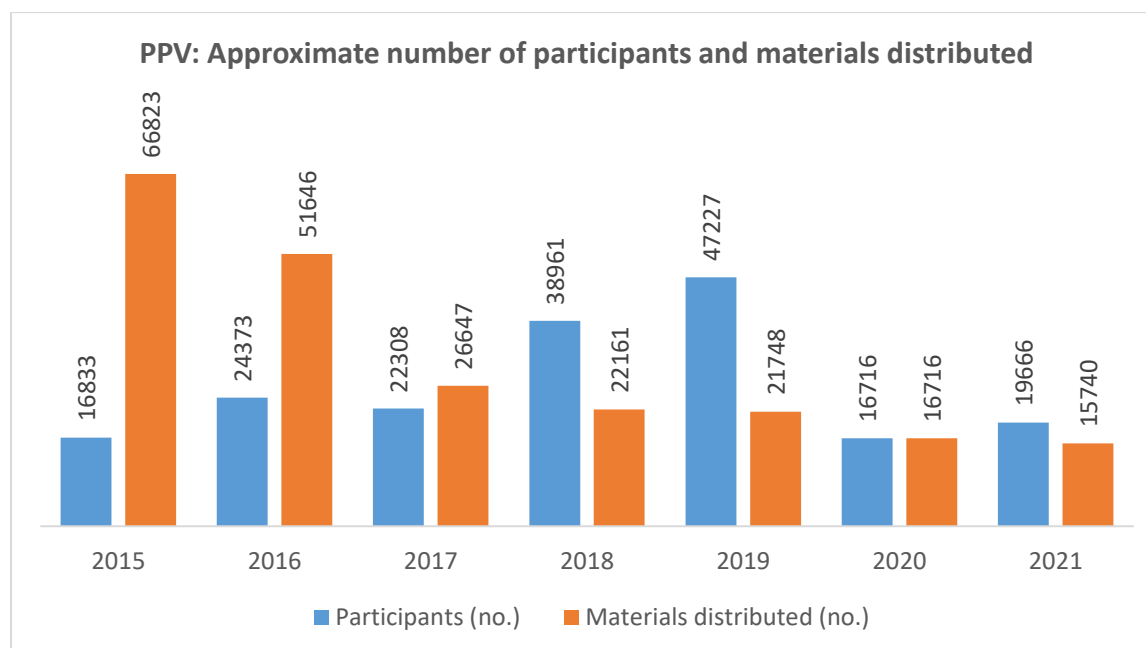
Note³

A total of **683** programmes were provided between January and December 2021. *One programme can consist of multiple sessions. For example, TFAL 3 programmes generally provides 6 sessions, TFAL 5 provides 5 sessions, SkolaSajf provides 3 sessions and Learning Centres can provide 3 to 5 sessions.*

Due to COVID-19:
 A total of **2344** of the **3331** sessions held between January and December 2021 were held online.

 A total of **155** of the **3331** sessions held between January and December 2021 were recorded and distributed.

³ The increases observed in 2021 are due to changes in reporting methods whereby all sessions are reported rather than the number of interventions. * Prior to 2021, sessions were recorded as interventions. Interventions referred to talks, sessions and programs and multiples session were recorded as one intervention.



Note⁴

**PPV: Approximate number of sessions, hours of sessions, participants and materials distributed by prevention sector
January – December 2021**

	Number of sessions	Number of Programmes ⁵	Hours of sessions	Number of Participants	Number of Materials Distributed
Primary sector	2707	520	2783	10205	9611
Secondary & post-secondary sector	414	163	474	5910	3653
Community sector	99	-	175	1174	227
Work sector	111	-	174	2377	2249
Total	3331	683	3606	19666	15740

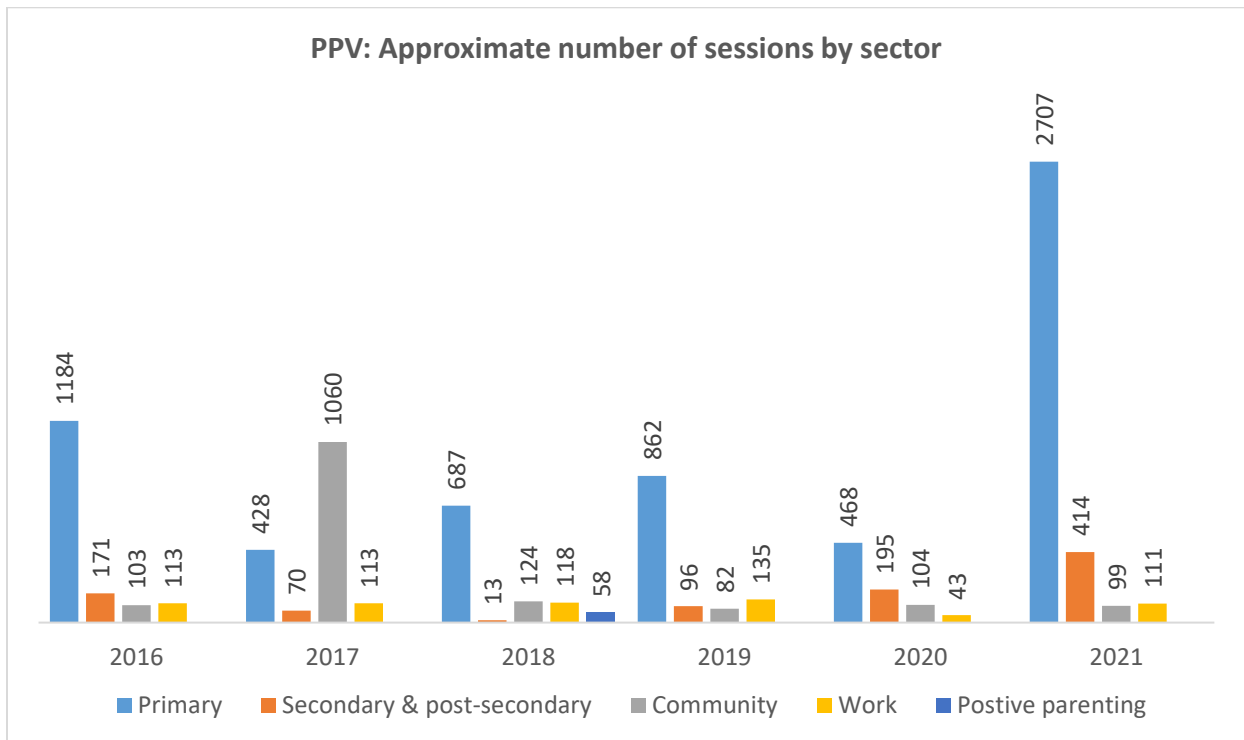
⁴ The number of participants excludes participants reached through recorded sessions.

⁵ Programmes: T.F.A.L.3 (6 sessions + Parents Meeting), T.F.A.L.5 (5 sessions + Parents Meeting) and Learning Centre (3 sessions).

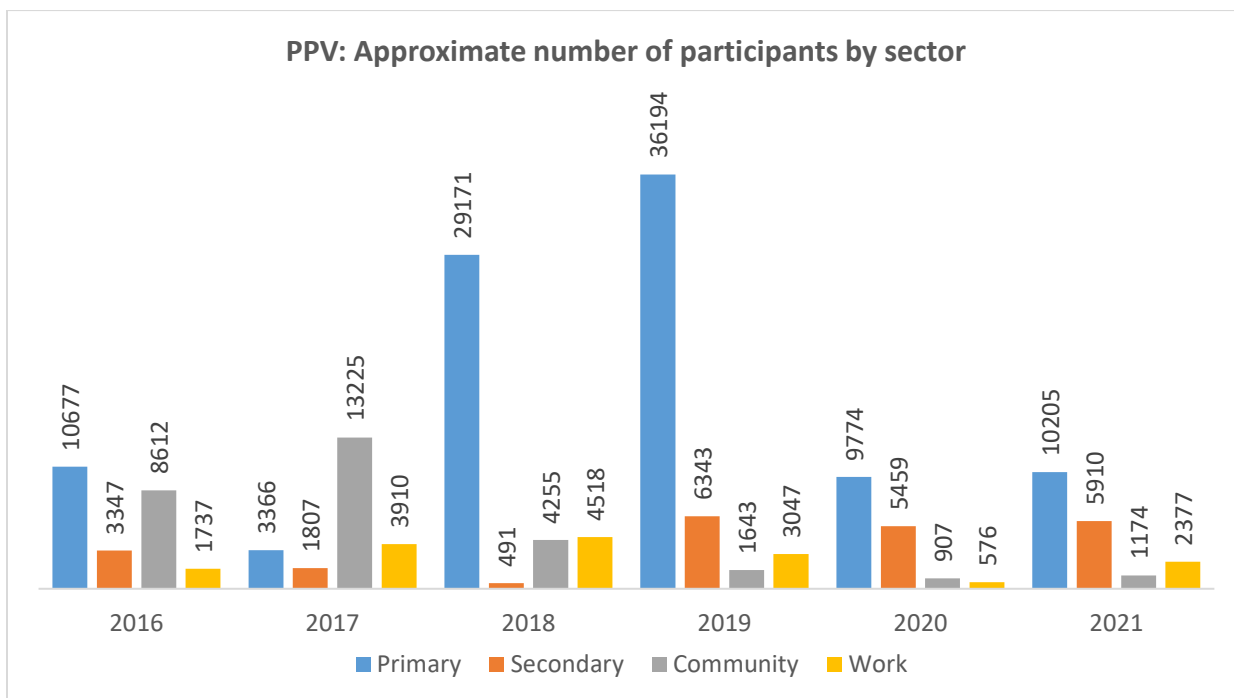
Secondary sector: Teen Outside the Box (3 sessions), Learning Centre (2 sessions) and ad hoc sessions are also delivered at secondary and post-secondary level.

**PPV: Number of other activities conducted within the year
January – December 2021**

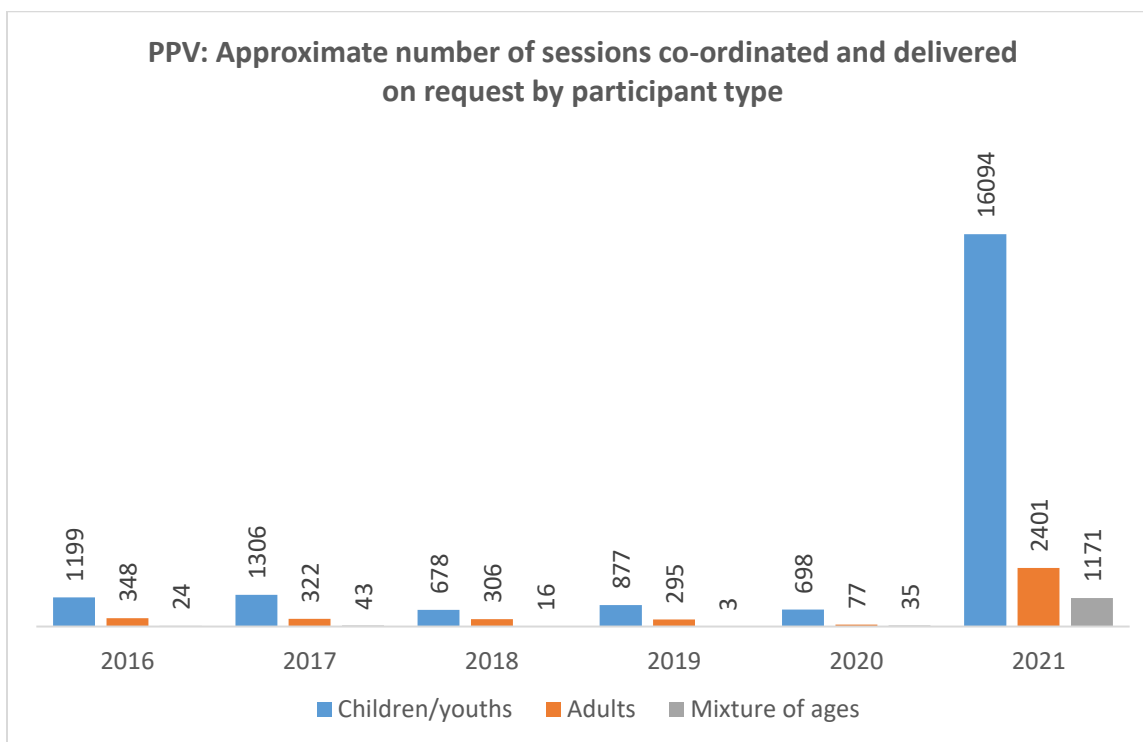
	2021
Media interventions	16
Production of recordings of session/programmes	4
Outreach activities	5
Reaching parents through the school	162
Exhibitions	1
Total	188



PPV: Approximate number of participants by sector



PPV: Approximate number of sessions co-ordinated and delivered on request by participant type

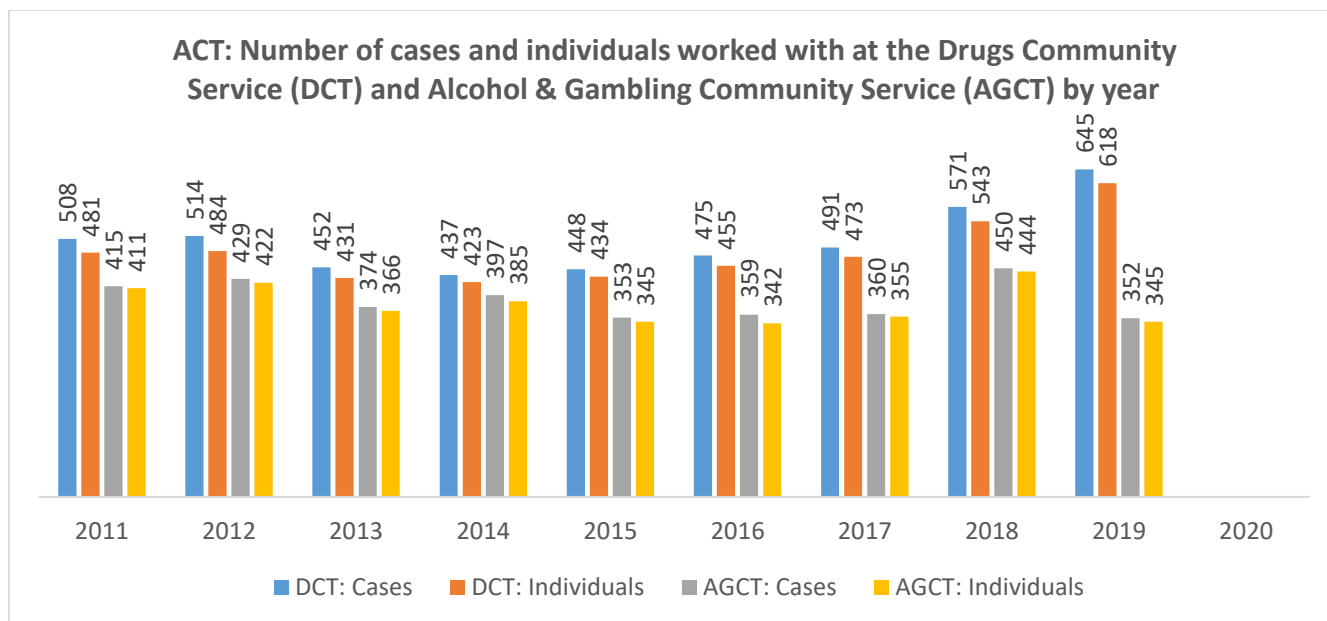


**PPV: Approximate number of sessions co-ordinated and delivered on request
by programme topic**

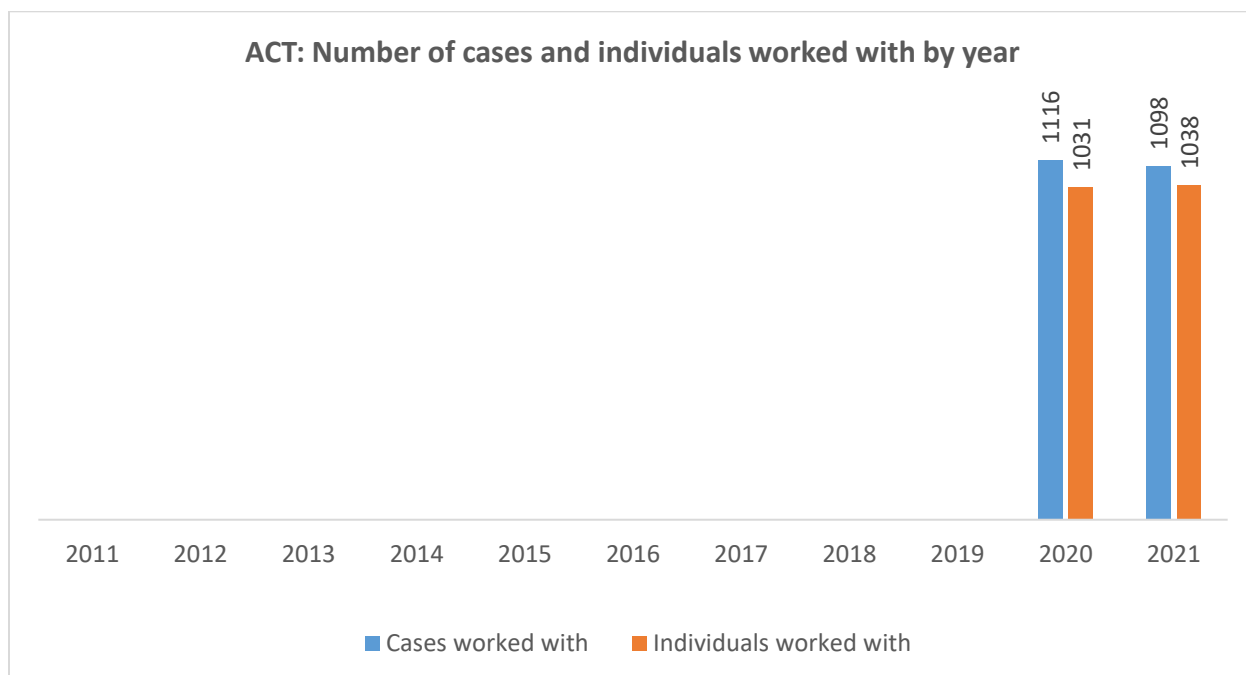
	2016	2017	2018	2019	2020	2021
TFAL 3 Programme	1012	377	616	720	272	1302
TFAL 5 Programme	-	-	-	107	161	1235
Teen Outside the Box	-	-	-	-	-	339
SAFE Programme	81	61	117	134	43	111
Community Programme	-	-	-	196	104	99
Secondary & Post Secondary Programme	-	-	-	3	195	35
Learning Centres	-	-	-	-	-	13
SKOLA Sajf	61	76	65	15	35	197
Positive Parenting	-	-	82	0	-	-
Self-Development Related	-	-	81	-	-	-
Addictions Related	91	110	22	-	-	-
Healthy Living Related	8	1	6	-	-	-
Prevention Service Awareness Related	2	3	4	-	-	-
Bullying Related	1	6	4	-	-	-
Parenting Skills	104	89	1	-	-	-
Peer Leadership	9	2	1	-	-	-
Self-Awareness	161	900	-	-	-	-
Other	41	46	1	-	-	-
Total	1571	1671	1000	1175	810	3331

Addictions Community Service (ACT)

Case Activity⁶



Note⁷



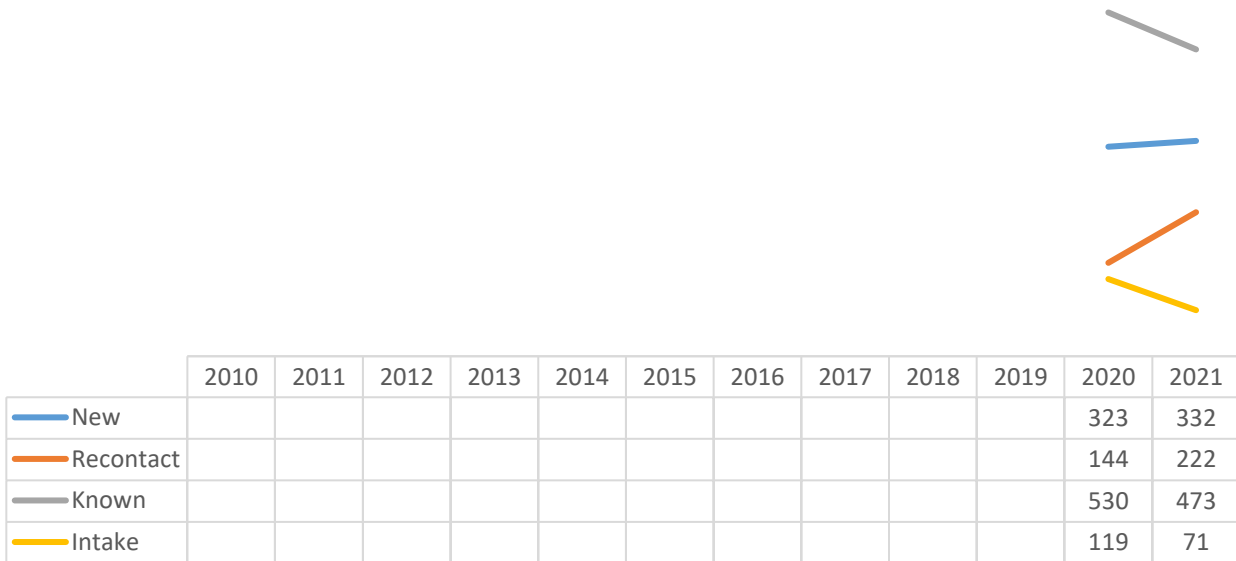
⁶ A new data collection system and reporting format were introduced in 2020. Sedqa also amalgamated the Alcohol and Gambling Community Services (AGCT) and the Drug Community Services (DCT) into one service in 2020.

⁷ Due to the change in data collection in 2020, where indicated, the data for 2011 up to 2019 stratified by service is reported whilst the data from 2020 onwards is reported separately in another visual below as well. This is because the data from 2011 to 2019 is not comparable to the data from 2020 onwards.

ACT: Number of new, re-contact and known cases worked with at the Drugs Community Service (DCT) and Alcohol & Gambling Community Service (AGCT) by year

		2012	2013	2014	2015	2016	2017	2018	2019
DCT	New	100	88	91	105	117	133	189	185
	Re-contact	148	153	138	162	140	159	174	153
	Known	266	211	208	181	218	199	208	307
	Total	514	452	437	448	475	491	571	645
		2012	2013	2014	2015	2016	2017	2018	2019
AGCT	New	143	88	126	77	108	108	87	102
	Re-contact	50	57	90	60	64	61	56	54
	Known	217	229	181	216	187	191	307	196
	Pending	19	-	-	-	-	-	-	-
	Total	429	374	397	353	359	360	450	352

ACT: Number of new, re-contact, known and intake cases worked with by year



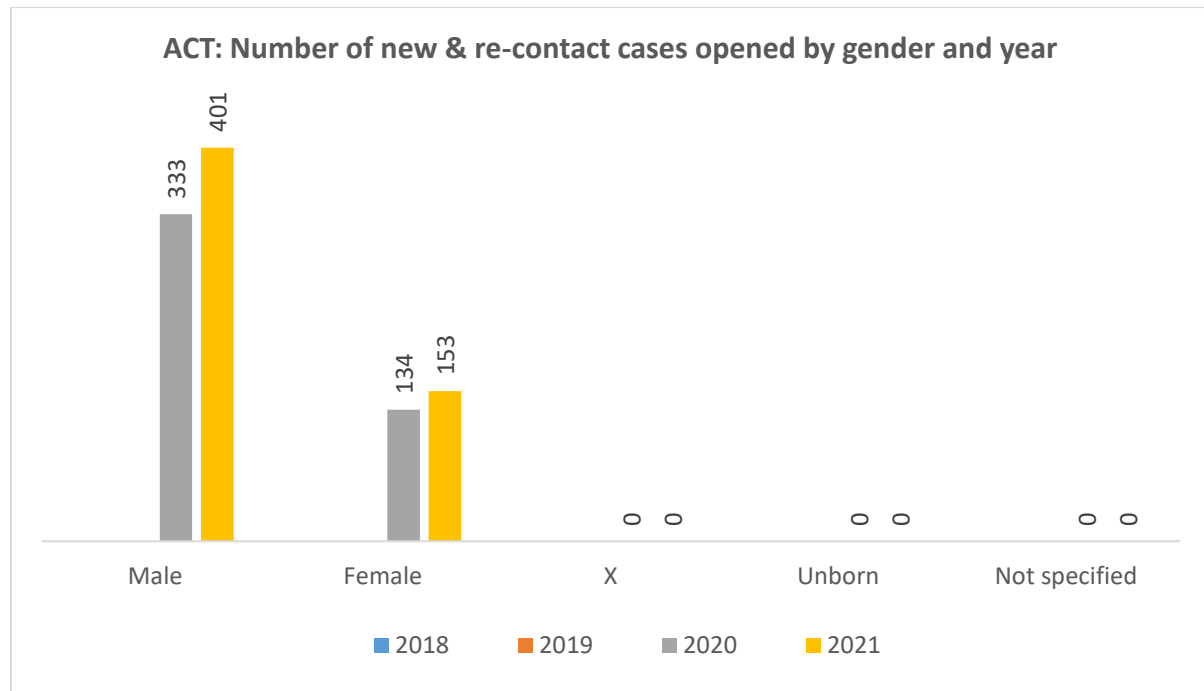
ACT: Number of referred, new & re-contact, new and closed cases by year



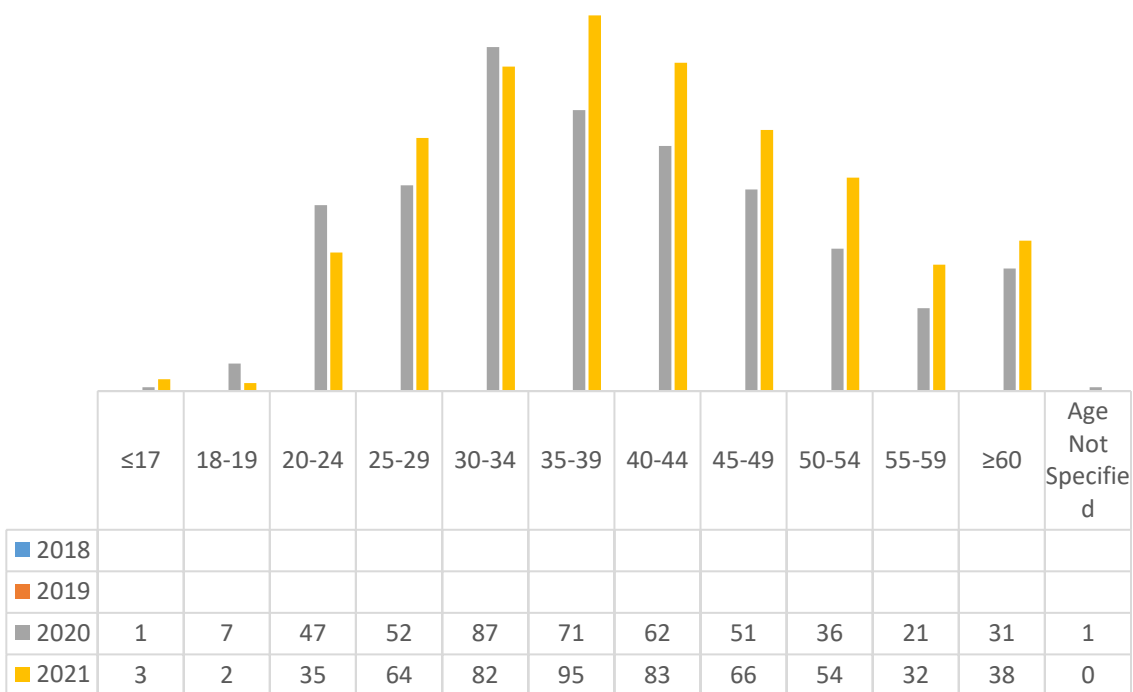
	2010	2011	2012	2013	2014	2015	2016	2017	2018	2019	2020	2021
Referred cases											509	529
New & recontact cases											467	554
New cases											323	332
Closed cases											364	543

Details Regarding New and Re-contact Cases Opened

ACT: Number of new & re-contact cases opened by gender and year

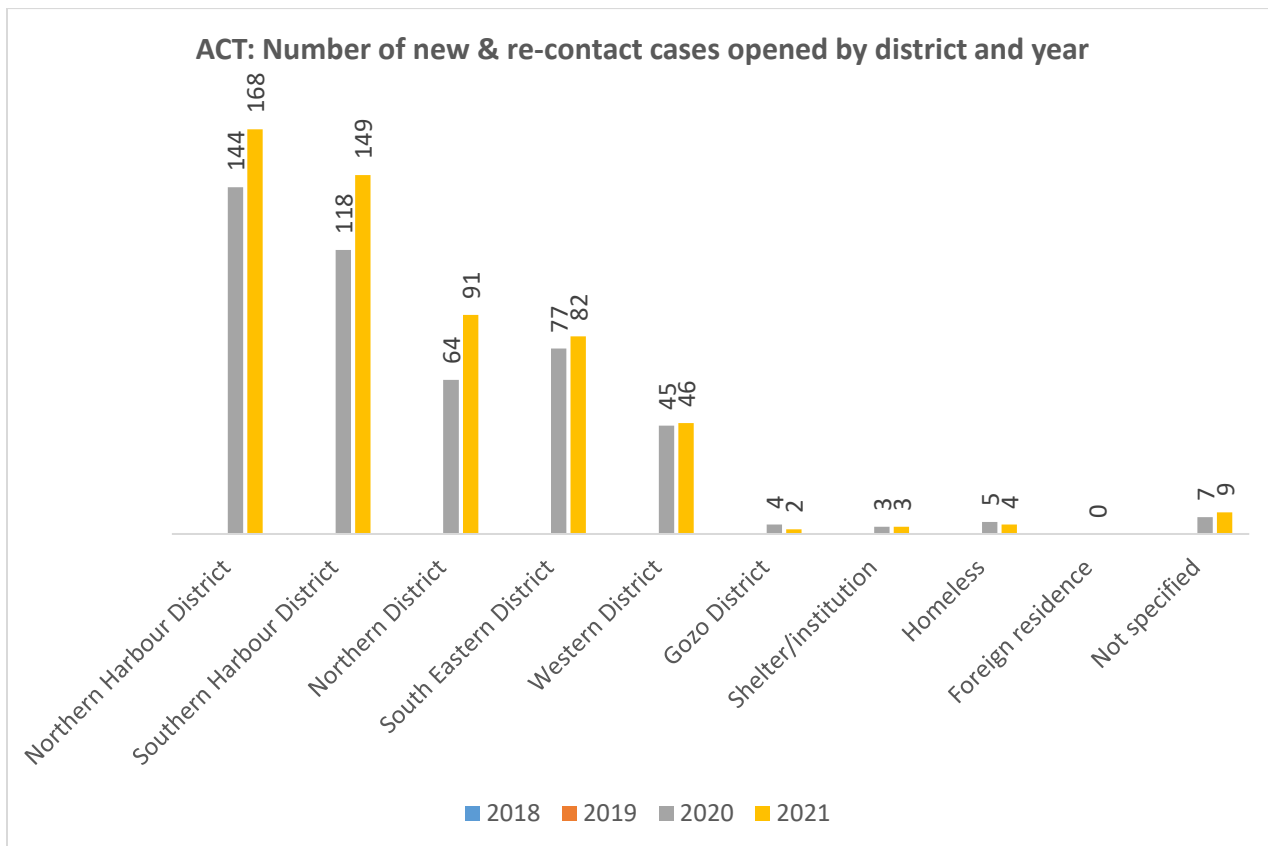


ACT: Number of new & re-contact cases opened by age category and year



**ACT: Number of new and re-contact cases opened by gender and age
January – December 2021**

	Male	Female	X	Not specified	Total
≤17	3	0	0	0	3
18-19	2	0	0	0	2
20-24	28	7	0	0	35
25-29	49	15	0	0	64
30-34	69	13	0	0	82
35-39	70	25	0	0	95
40-44	60	23	0	0	83
45-49	46	20	0	0	66
50-54	33	21	0	0	54
55-59	21	11	0	0	32
≥60	20	18	0	0	38
Not specified	0	0	0	0	0
Total	401	153	0	0	554

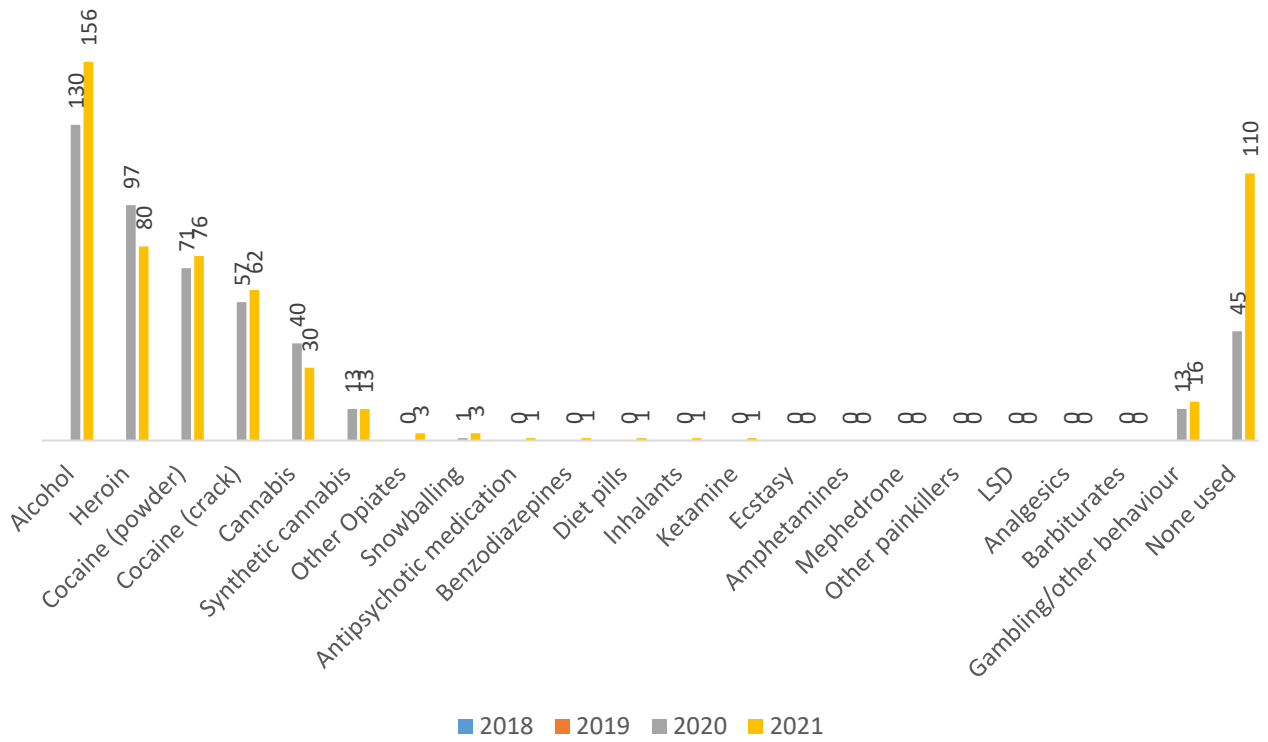


ACT: Total number of new and re-contact cases worked with by primary problem* and secondary problem reported*

January – December 2021

		Primary problem reported					
		Drugs	Alcohol	Gambling	Other behaviour	None reported	Total
Secondary problem reported	Drugs	114	28	1	0	0	143
	Alcohol	17	-	2	1	0	20
	Gambling	2	1	-	0	0	3
	Other behaviour	0	0	0	0	0	0
	None reported	139	127	10	2	110	388
	Total	272	156	13	3	110	554

ACT: Number of new & re-contact cases opened by specified primary problem and year



ACT: Total number of new and re-contact cases worked with by specified primary problem reported* and secondary problem reported*

January – December 2021

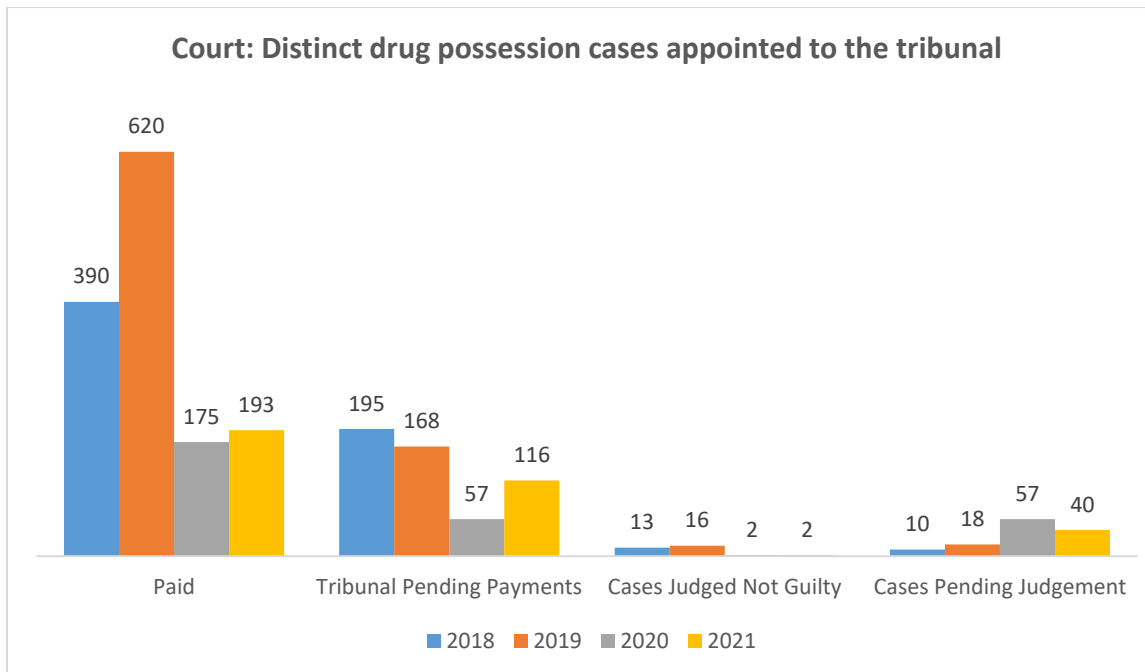
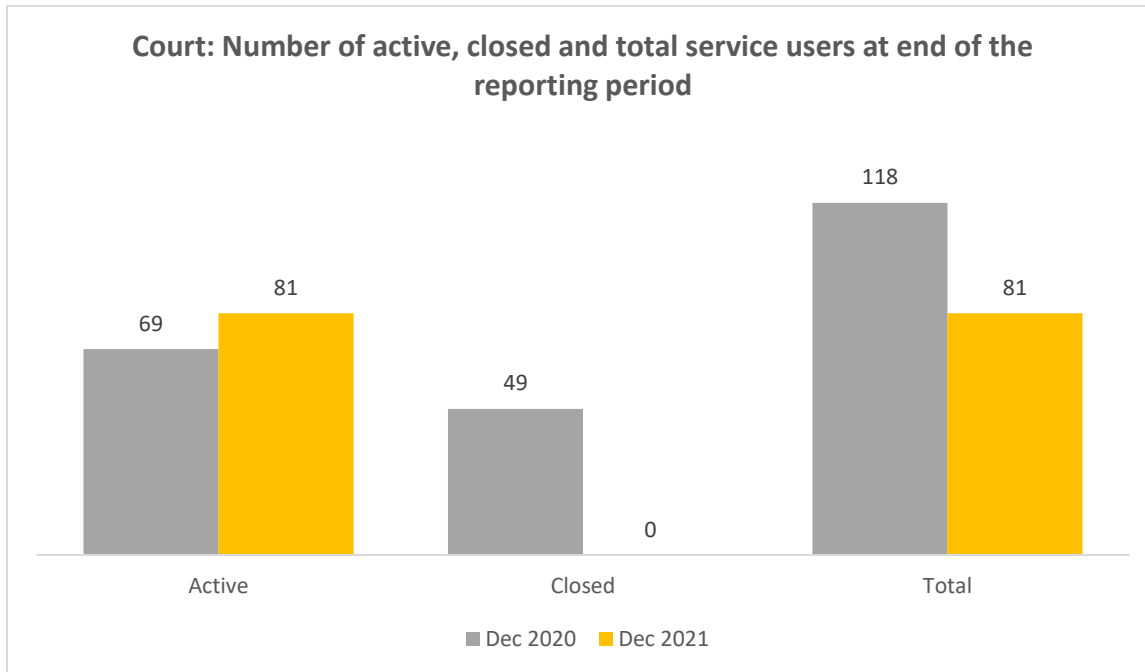
		Primary drug reported															
		Alcohol	Heroin	Cocaine (powder)	Cocaine (crack)	Cannabis	Synthetic cannabis	Other Opiates	Snowballing	Benzodiazepines	Antipsychotics	Diet pills	Inhalants	Ketamine	Gambling/other behaviours	None reported	Total
Secondary drug reported	Cocaine (powder)	19	18	-	2	6	3	1	0	0	0	0	0	0	1	0	50
	Heroin	0	-	6	22	2	1	0	0	0	0	0	0	0	0	0	31
	Cocaine (crack)	2	25	0	-	2	1	0	0	0	0	0	0	0	0	0	30
	Cannabis	6	3	8	5	-	1	0	0	0	0	1	1	0	0	0	25
	Alcohol	-	1	12	2	2	0	0	0	0	0	0	0	0	3	0	20
	Synthetic cannabis	0	2	0	0	1	-	0	0	0	0	0	0	0	0	0	3
	Ecstasy	0	0	2	0	0	0	0	0	0	0	0	0	0	0	0	2
	Other Opiates	1	0	0	1	0	0	0	0	0	0	0	0	0	0	0	2
	Gambling/other behaviours	1	0	2	0	0	0	0	0	0	0	0	0	0	0	0	3
	None reported	127	31	46	30	17	7	2	3	1	1	0	0	1	12	110	388
Total	156	80	76	62	30	13	3	3	1	1	1	1	1	16	110	554	

Note⁸

⁸ This is the primary and secondary drug reported by new index service users at the time when the First Contact Sheet was filled in and it is the primary or secondary drug used in the last 12 months. None reported refer to individuals who did not report using a drug in the last 12 months e.g., service users in a rehabilitation programme for 12 months, service users previously in prison programme etc. or significant others attending the service for support regarding an index person and who would not have a primary substance to report.

Court Services

Case Activity



Court: Distinct drug possession cases appointed to the tribunal

January – December 2021

	Resident of Malta	Non-resident	Total
Paid	143	50	193
Tribunal pending payments	85	31	116
Cases judged not guilty (not due)	1	1	2
Cases pending judgement	38	2	40
Total	267	84	351

Court: Number of cases worked with at the Psychotherapy Service each month

January – December 2021

	Jan	Feb	Mar	Apr	May	Jun	Jul	Aug	Sep	Oct	Nov	Dec
New	1	0	0	0	1	2	0	1	1	1	0	0
Known	17	18	16	16	16	16	15	15	15	15	16	10
Total	18	18	16	16	17	18	15	16	16	16	16	10
Closed	0	2	0	0	1	3	0	1	1	0	6	0
Still active at end of the month & pending cases	18	19	17	17	17	19	19	19	19	20	14	14

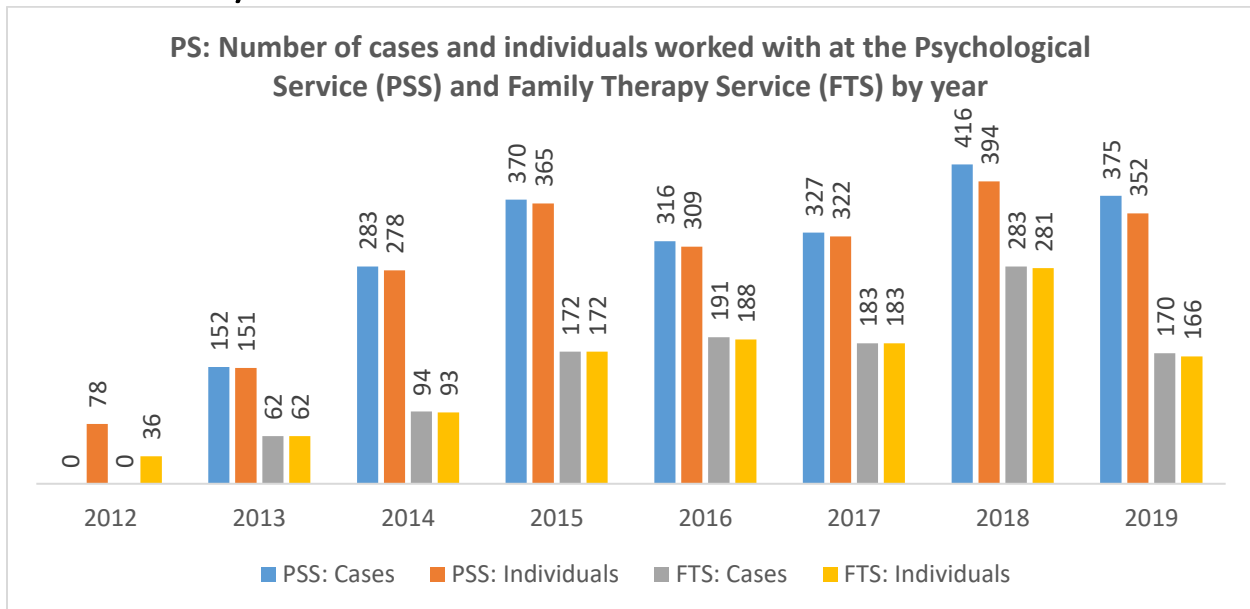
Court: Number of interventions and reports conducted by the Psychotherapy Service

January – December 2021

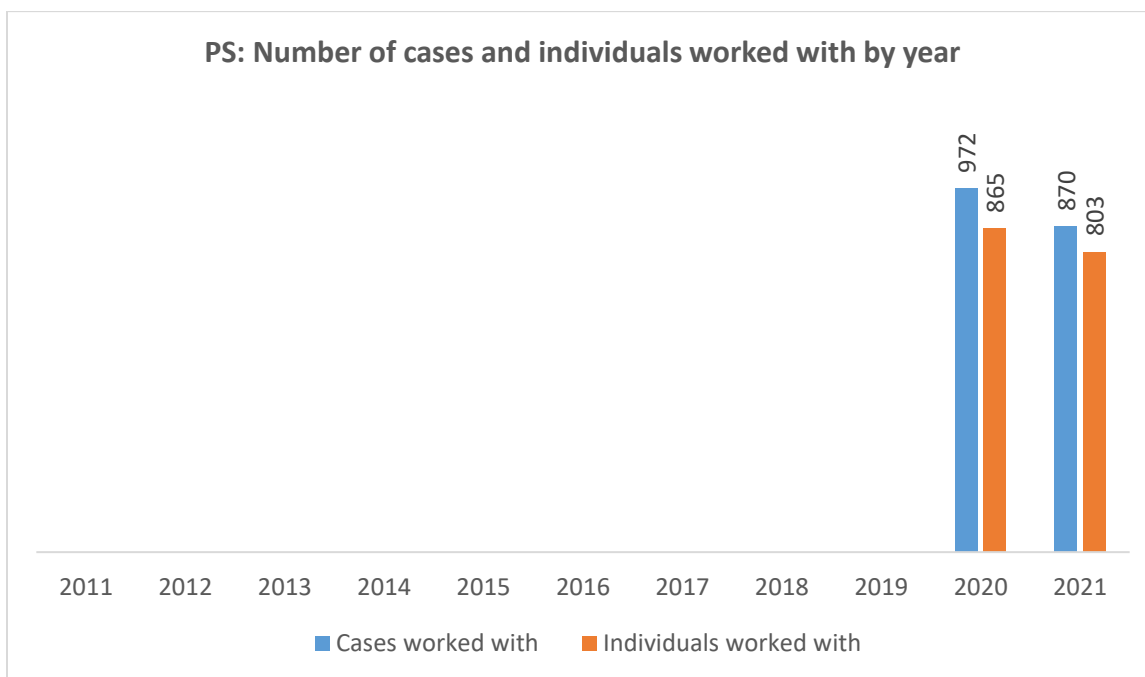
	Jan	Feb	Mar	Apr	May	Jun	Jul	Aug	Sep	Oct	Nov	Dec
Interventions	80	84	78	74	75	70	77	40	76	76	68	40
Reports	165	170	160	154	156	150	154	75	153	152	140	75

Psychological Services (PS)

Case Activity⁹



Note¹⁰



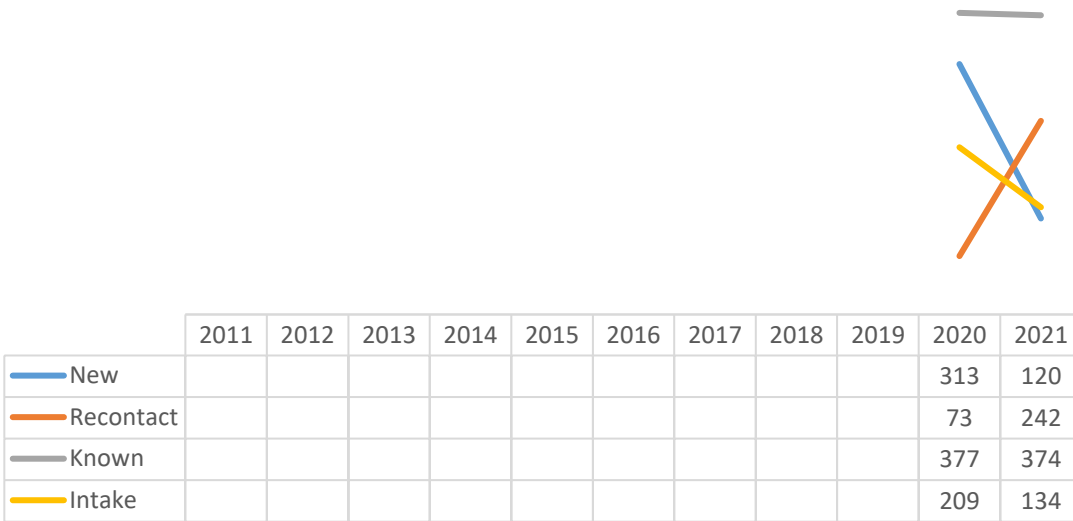
⁹ A new data collection system and reporting format were introduced in 2020. The service also amalgamated the Psychological Service (PSS) with the Family Therapy Service (FTS) into the current service in 2020.

¹⁰ Due to the change in data collection in 2020, where indicated, the data for 2012 up to 2019 stratified by service is reported whilst the data from 2020 onwards is reported separately in another visual below as well. This is because the data from 2011 to 2019 is not comparable to the data from 2020 onwards.

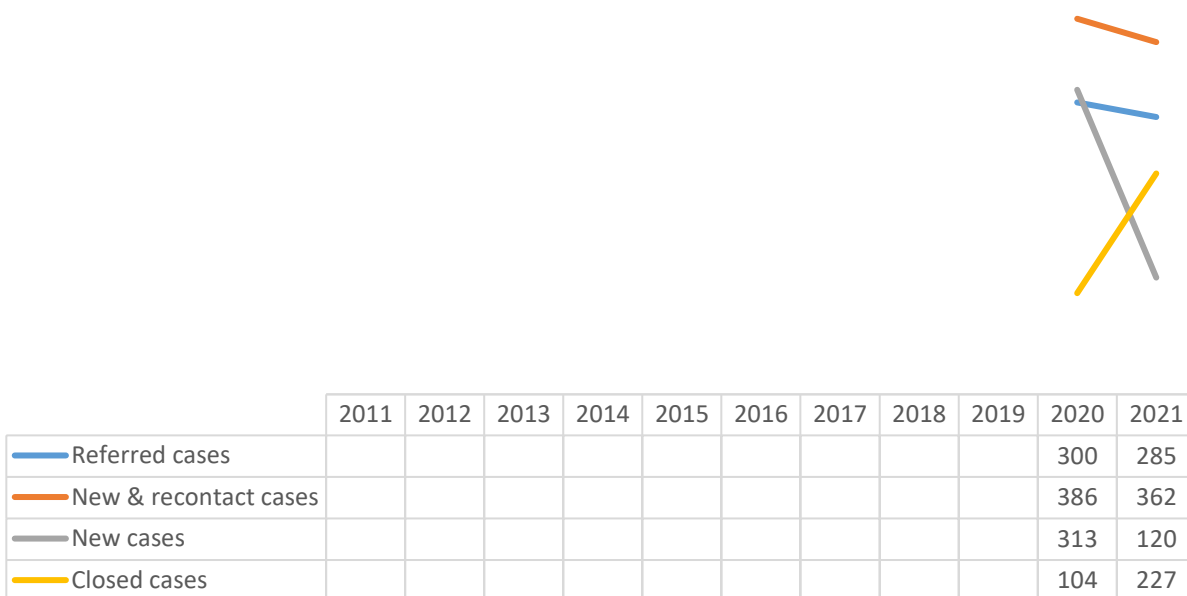
PS: Number of new, re-contact and known cases worked with at the Psychological Service (PSS) and Family Therapy Service (FTS) by year

		2012	2013	2014	2015	2016	2017	2018	2019
PSS	New	-	104	130	138	81	104	124	106
	Re-contact	-	45	141	207	222	213	263	233
	Known	-	3	12	25	13	10	29	36
	Total	-	152	283	370	316	327	416	375
		2012	2013	2014	2015	2016	2017	2018	2019
FTS	New	-	51	36	85	64	45	75	33
	Re-contact	-	10	57	86	120	134	201	133
	Known	-	1	1	1	7	4	7	4
	Total	-	62	94	172	191	183	283	170

PS: Number of new, re-contact, known and intake cases worked with by year

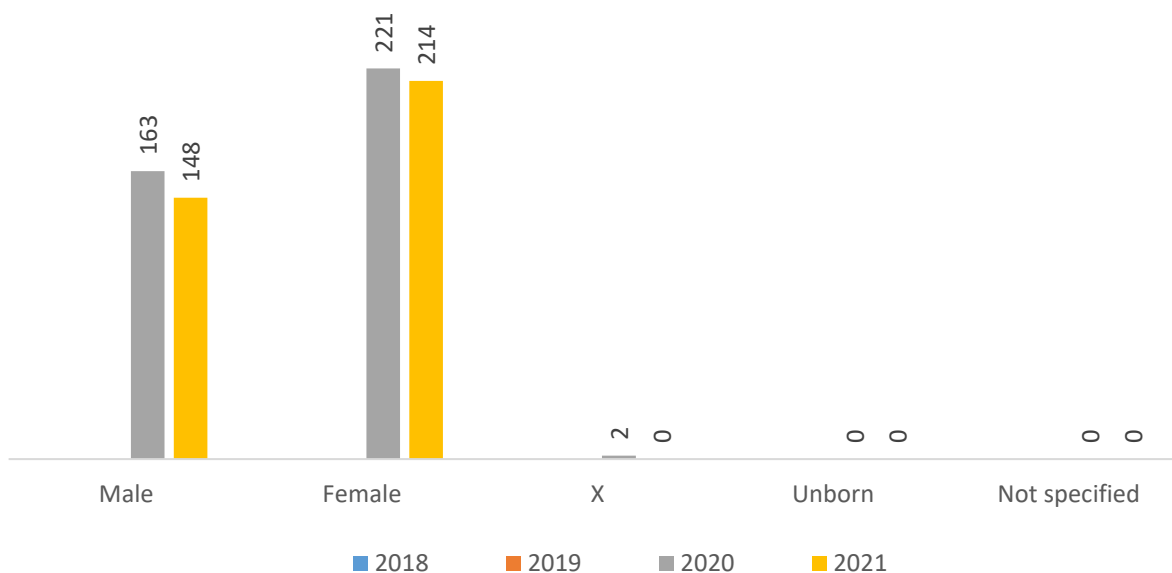


PS: Number of referred, new & re-contact, new and closed cases by year

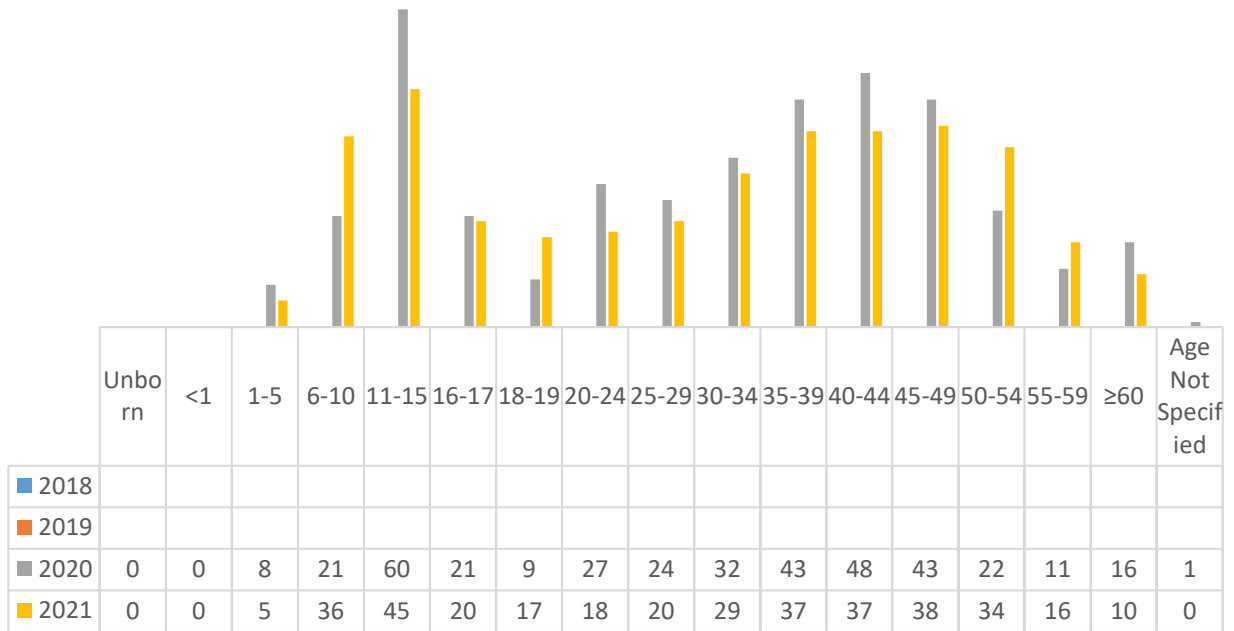


Details Regarding New and Re-contact Cases Opened

PS: Number of new & re-contact cases opened by gender and year



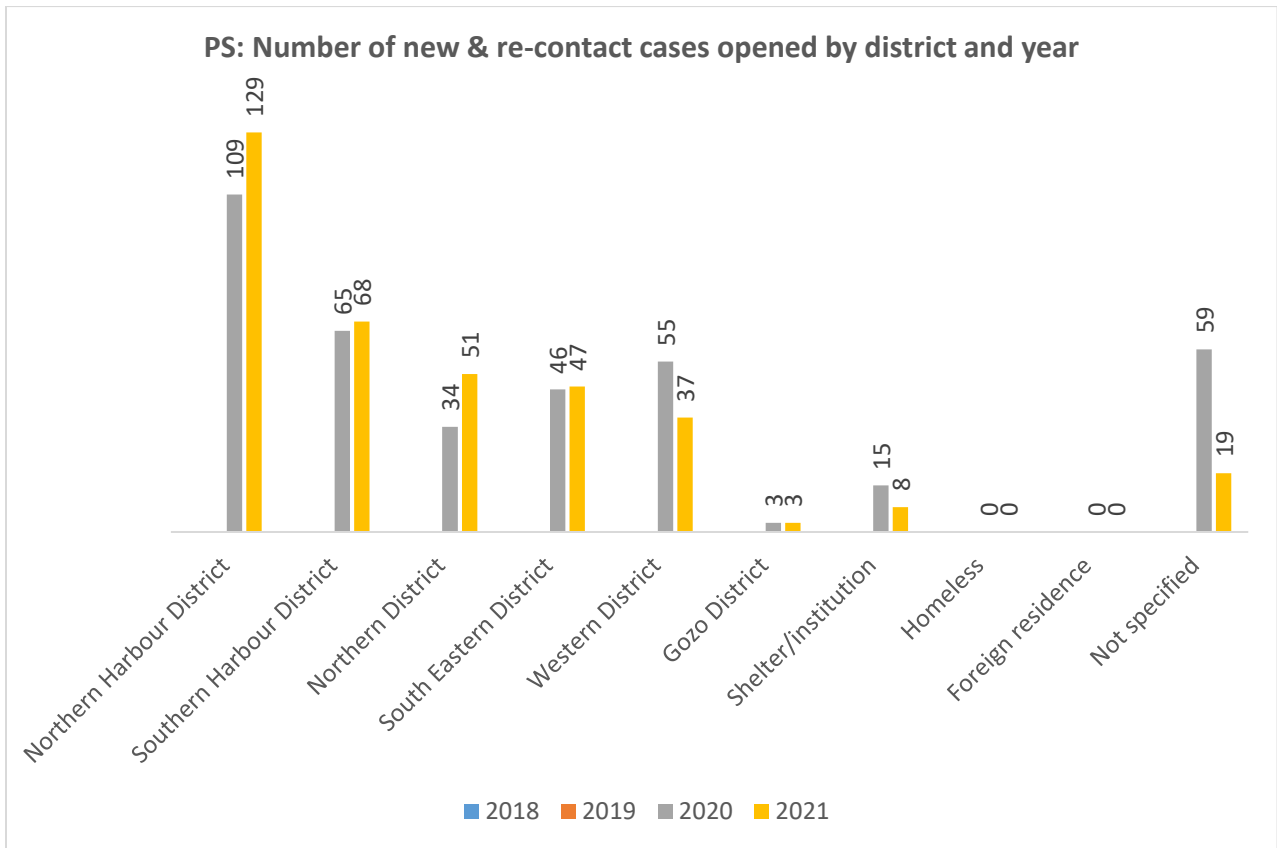
PS: Number of new & re-contact cases opened by age category and year



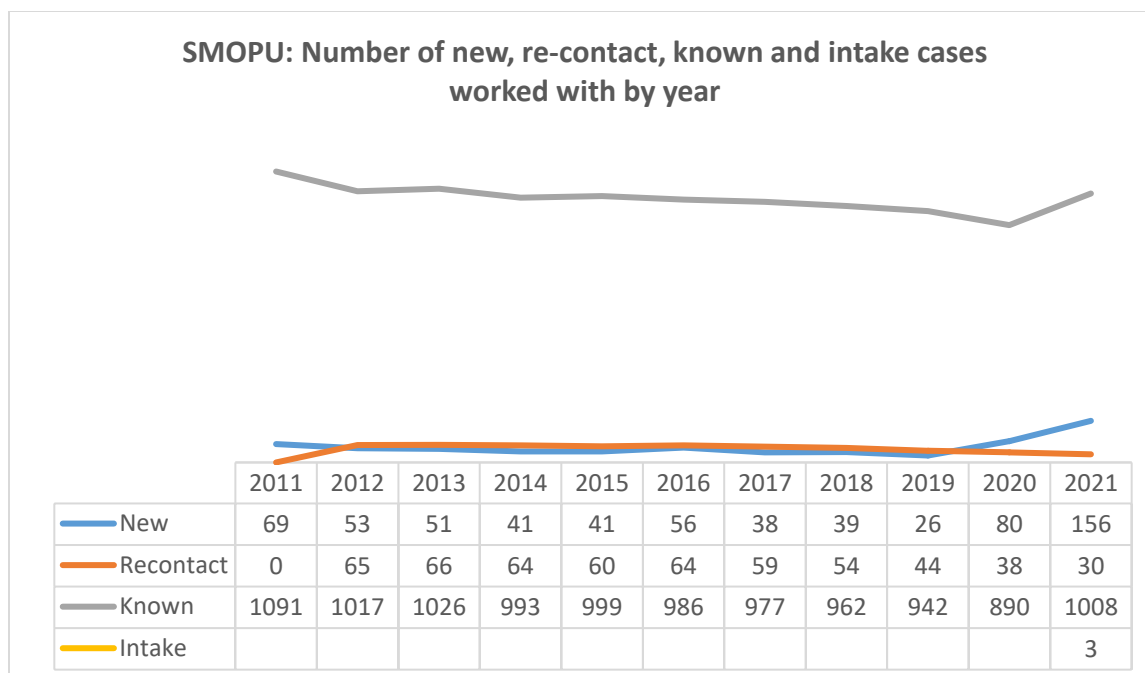
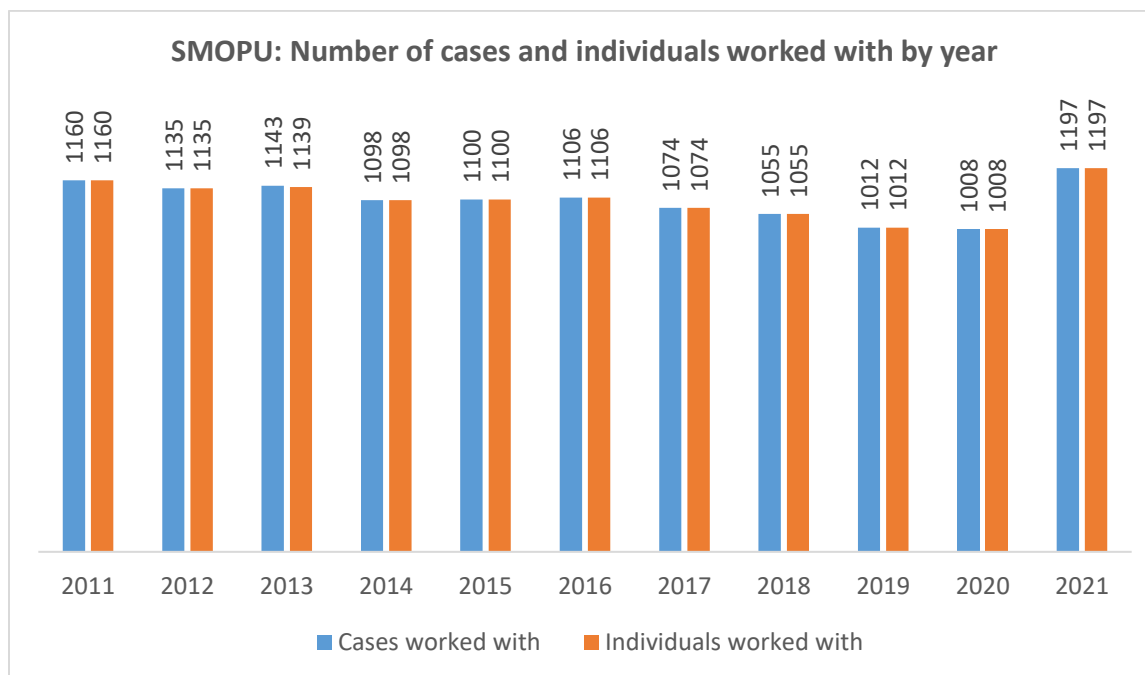
**PS: Number of new and re-contact cases opened by gender and age
January – December 2021**

	Male	Female	X	Unborn	Not specified	Total
Unborn	0	0	0	0	0	0
<1	0	0	0	0	0	0
1-5	3	2	0	0	0	5
6-10	16	20	0	0	0	36
11-15	18	27	0	0	0	45
16-17	6	14	0	0	0	20
18-19	7	10	0	0	0	17
20-24	9	9	0	0	0	18
25-29	4	16	0	0	0	20
30-34	11	18	0	0	0	29
35-39	13	24	0	0	0	37
40-44	13	24	0	0	0	37
45-49	17	21	0	0	0	38
50-54	17	17	0	0	0	34
55-59	10	6	0	0	0	16
≥60	4	6	0	0	0	10
Not specified	0	0	0	0	0	0
Total	148	214	0	0	0	362

PS: Number of new & re-contact cases opened by district and year

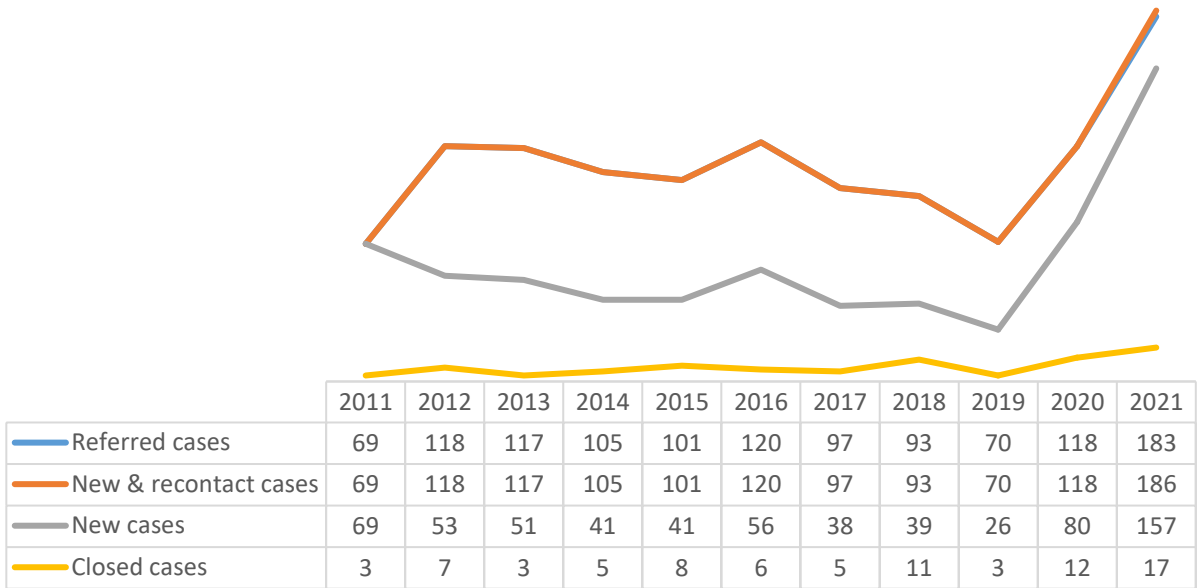


Substance Misuse Out-Patient Unit (SMOPU) Case Activity¹¹

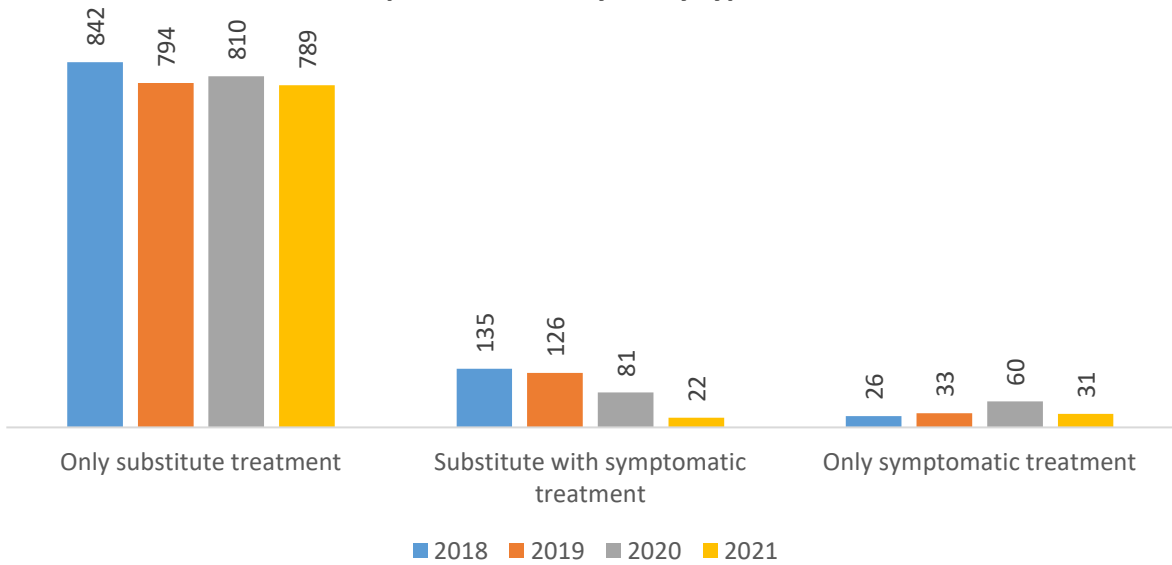


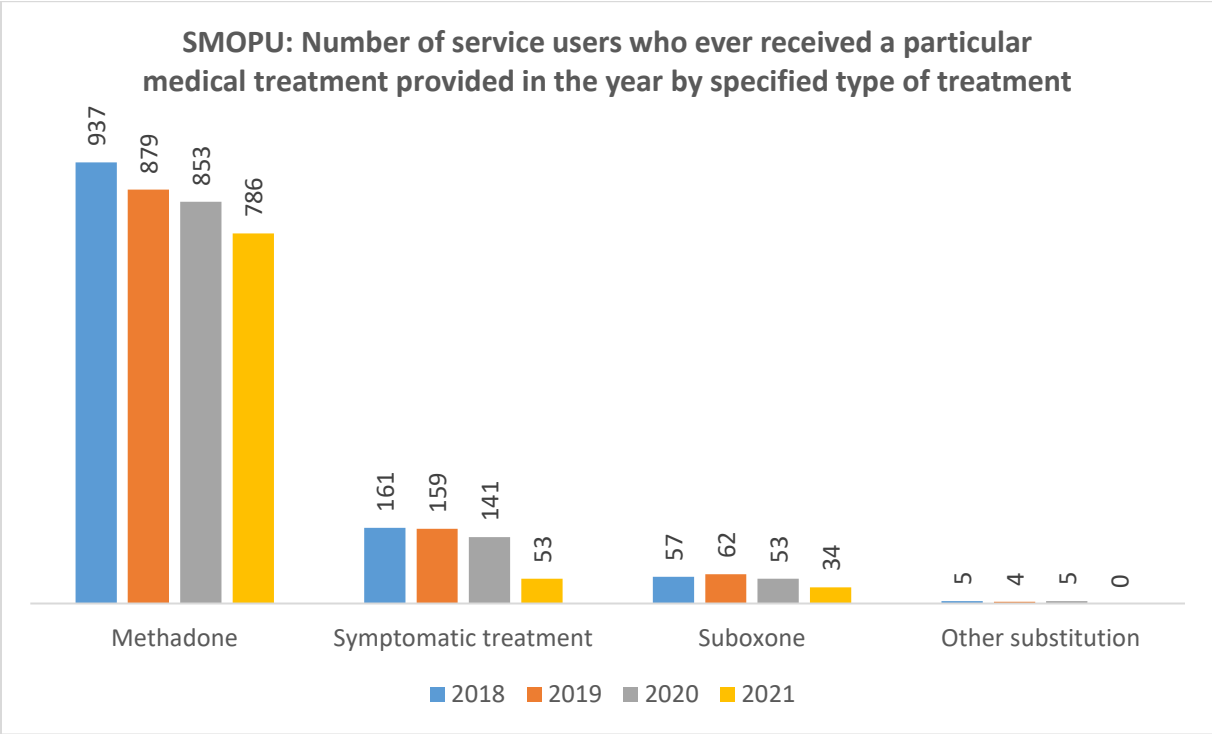
¹¹ A new data collection system and reporting format were introduced in 2021.

SMOPU: Number of referred, new & re-contact, new and closed cases by year

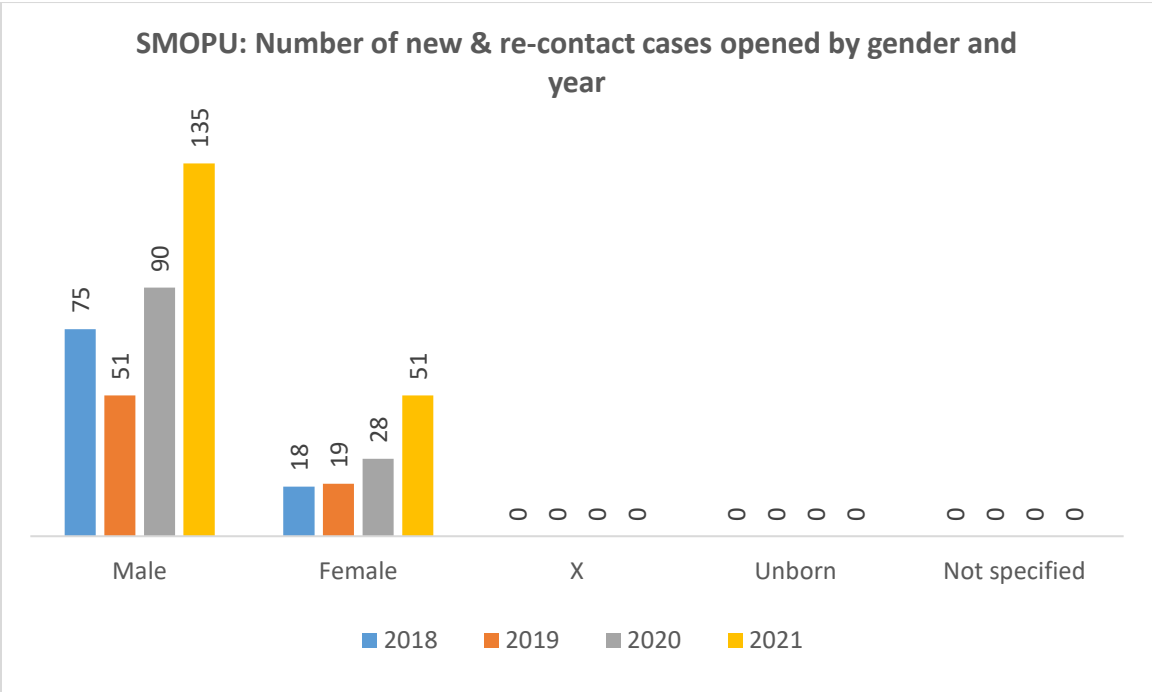


SMOPU: Total number of service users who ever received medical treatment provided in the year by type of treatment

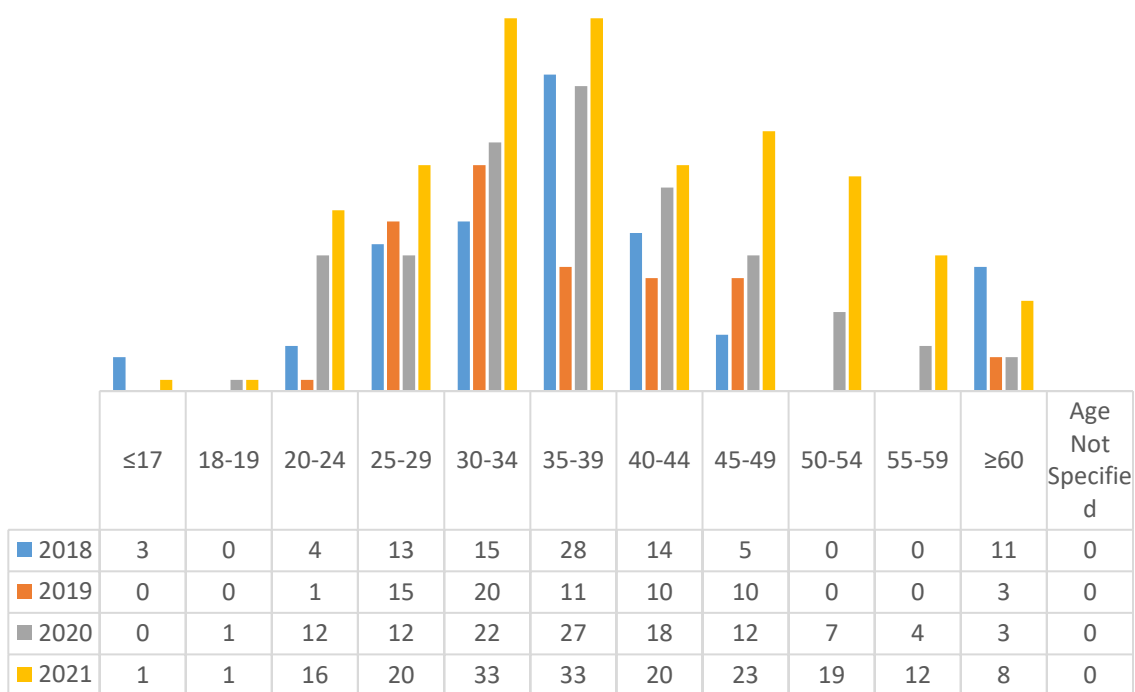




Details Regarding New and Re-contact Cases Opened



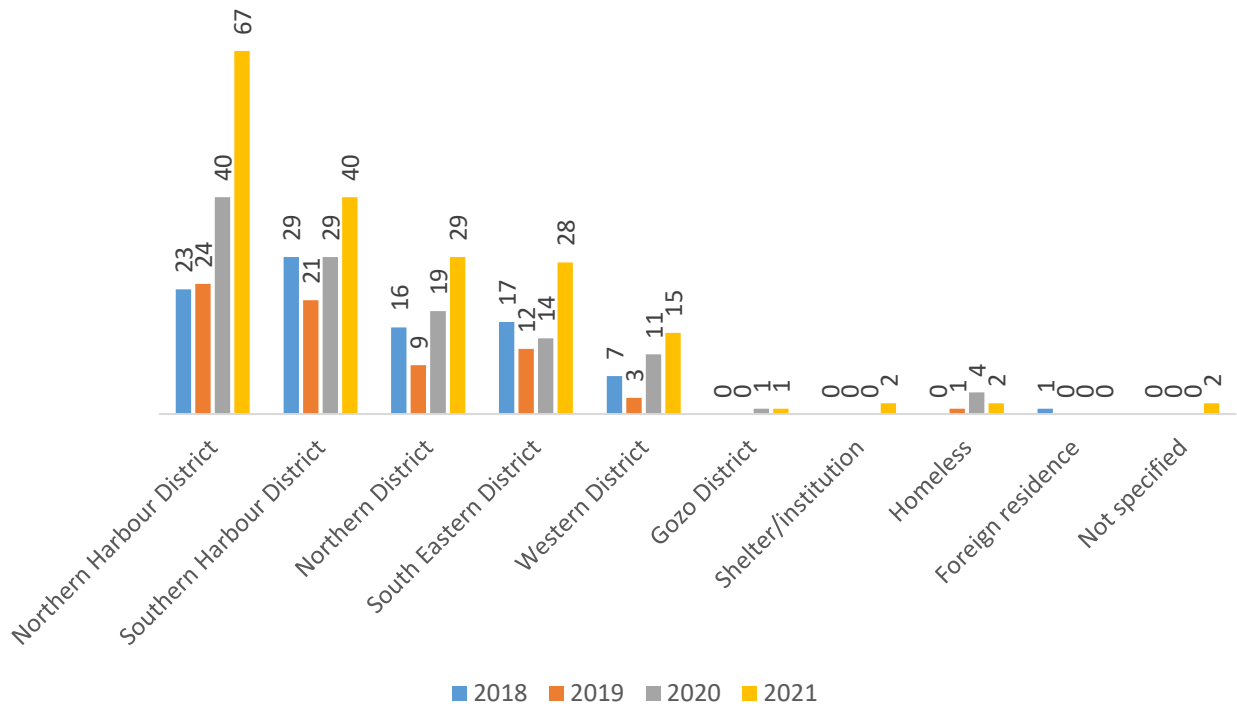
SMOPU: Number of new & re-contact cases opened by age category and year



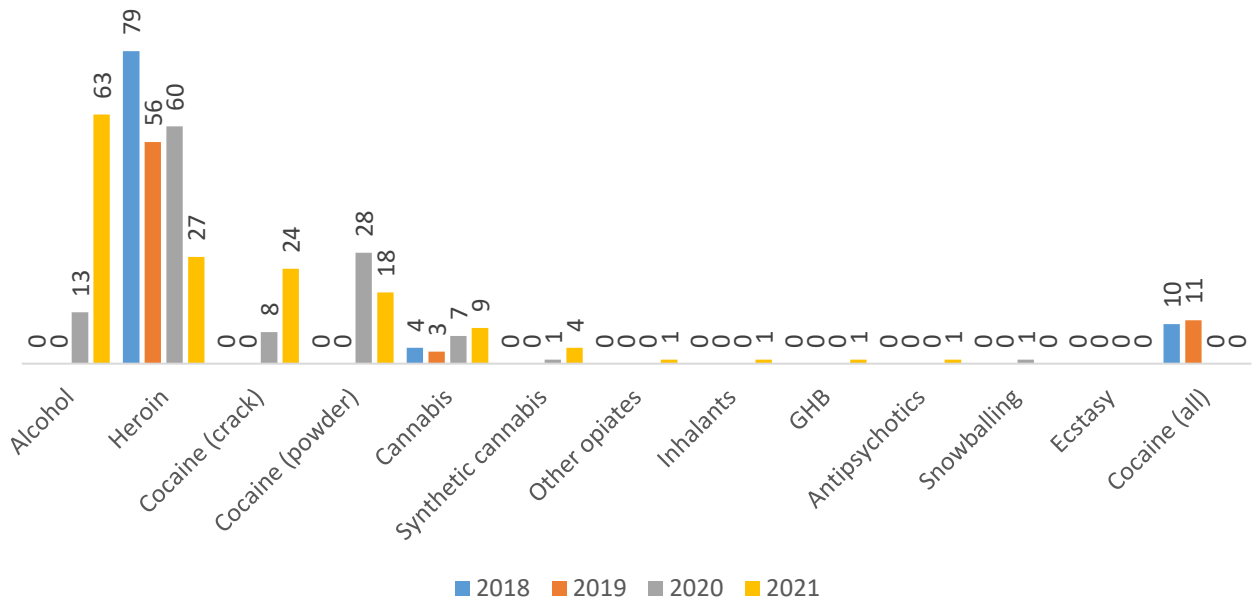
**SMOPU: Number of new & re-contact cases opened by age and gender
January – December 2021**

	Male	Female	X	Not specified	Total
≤17	1	0	0	0	1
18-19	1	0	0	0	1
20-24	13	3	0	0	16
25-29	12	8	0	0	20
30-34	25	8	0	0	33
35-39	22	11	0	0	33
40-44	16	4	0	0	20
45-49	16	7	0	0	23
50-54	16	3	0	0	19
55-59	8	4	0	0	12
≥60	5	3	0	0	8
Not specified	0	0	0	0	0
Total	135	51	0	0	186

SMOPU: Number of new & re-contact cases opened by district and year



SMOPU: Number of new & re-contact cases opened by primary drug and year

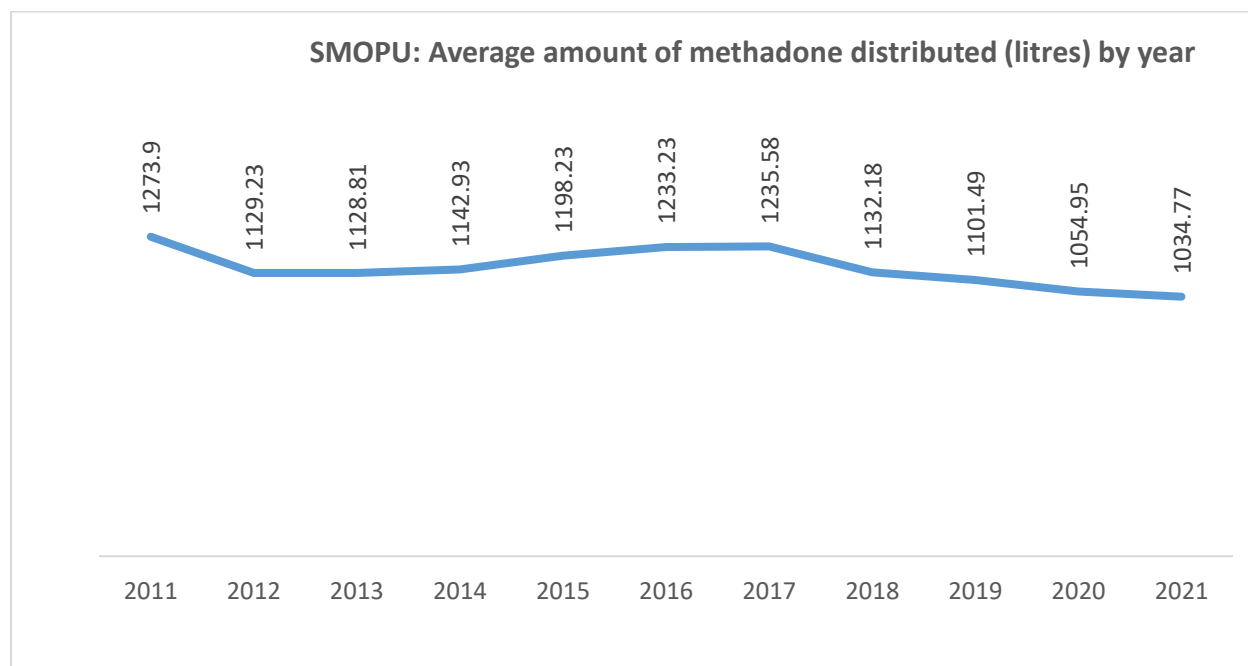


SMOPU: Total number of new and re-contact cases opened by primary drug reported* and secondary drug reported*

January – December 2021

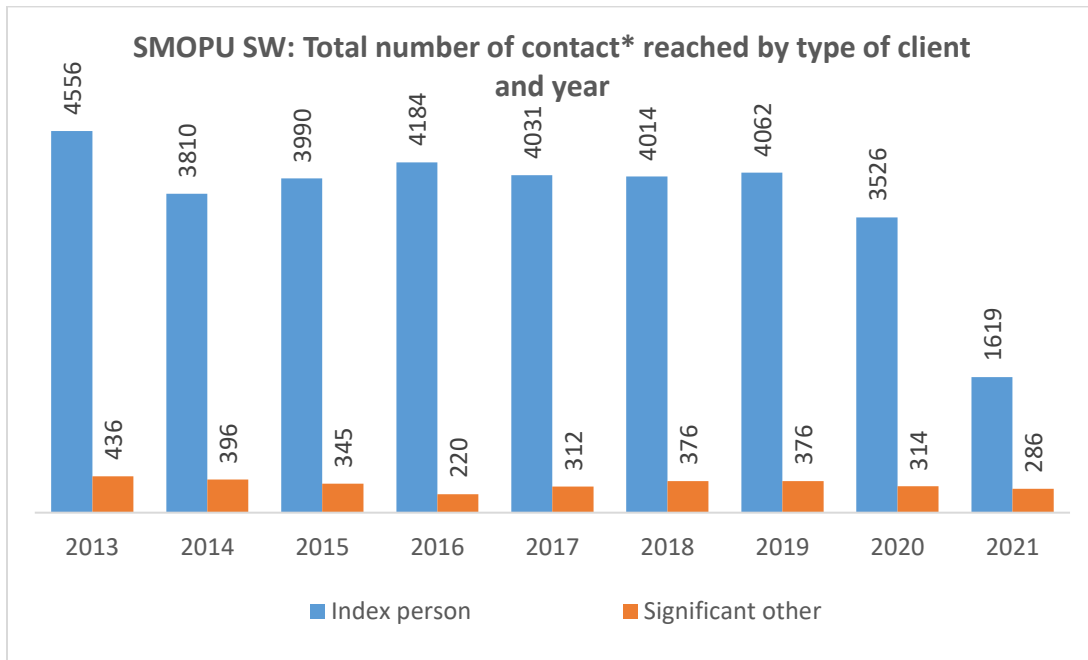
		Primary drug reported											
		Alcohol	Heroin	Cocaine (crack)	Cocaine (powder)	Cannabis	Synthetic cannabis	Other opiates	Inhalants	GHB	Anitpsychotics	None reported	Total
Secondary drug reported	Cocaine (powder)	8	3	3	-	1	0	0	0	0	0	0	15
	Cannabis	2	2	4	4	-	1	0	1	0	0	0	14
	Cocaine (crack)	2	4	0	0	2	0	0	0	0	0	0	8
	Alcohol	-	1	0	3	0	0	0	0	0	0	0	4
	Heroin	0	-	2	0	0	0	0	0	0	0	0	2
	Ecstasy	0	0	1	0	0	0	0	0	0	0	0	1
	LSD	0	1	0	0	0	0	0	0	0	0	0	1
	Methamphetamines	0	0	0	0	0	0	0	0	1	0	0	1
	None reported	51	16	14	11	6	3	1	0	0	1	37	140
	Total	63	27	24	18	9	4	1	1	1	1	37	186

Note¹²

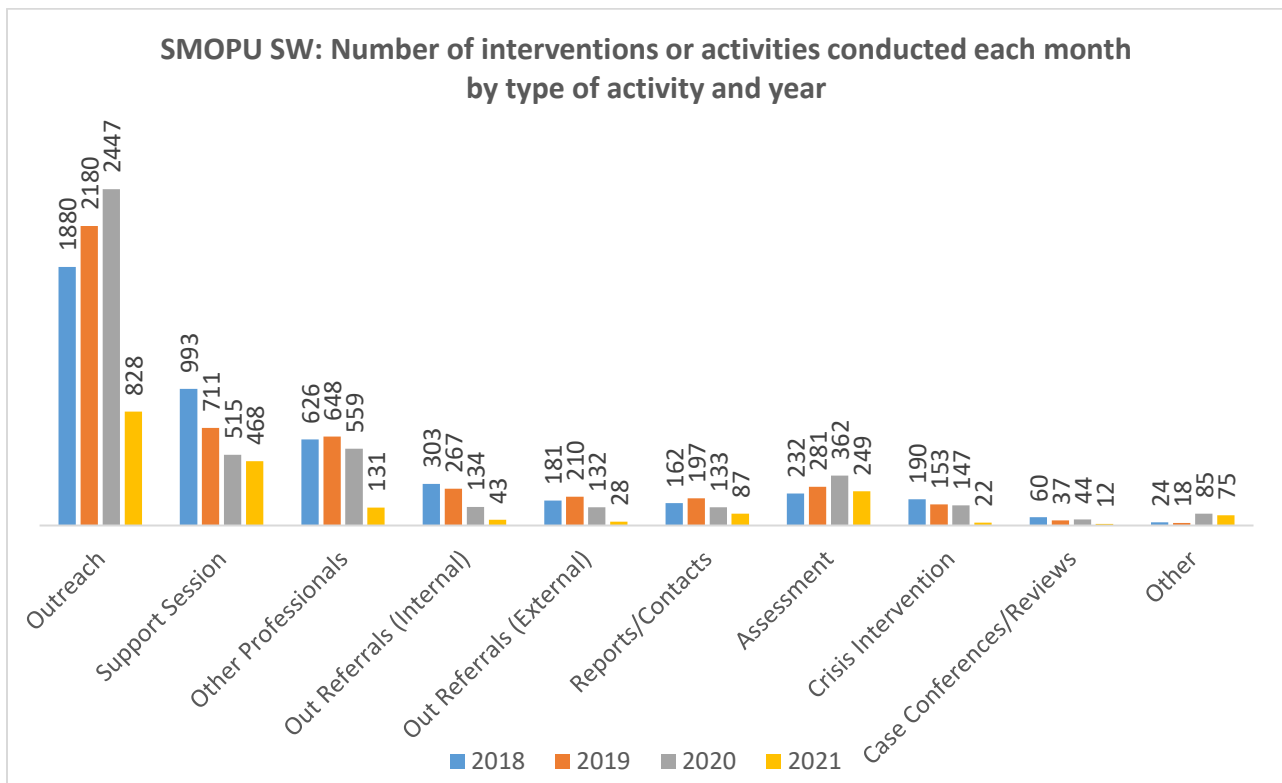


¹² This is the primary and secondary drug reported by new index service users at the time when the First Contact Sheet was filled in and it is the primary or secondary drug used in the last 12 months. None reported refer to individuals who did not report using a drug in the last 12 months e.g., service users in a rehabilitation programme for 12 months, or service users previously in prison programme etc.

Substance Misuse Out-Patient Unit Social Work Unit (SMOPU SW)



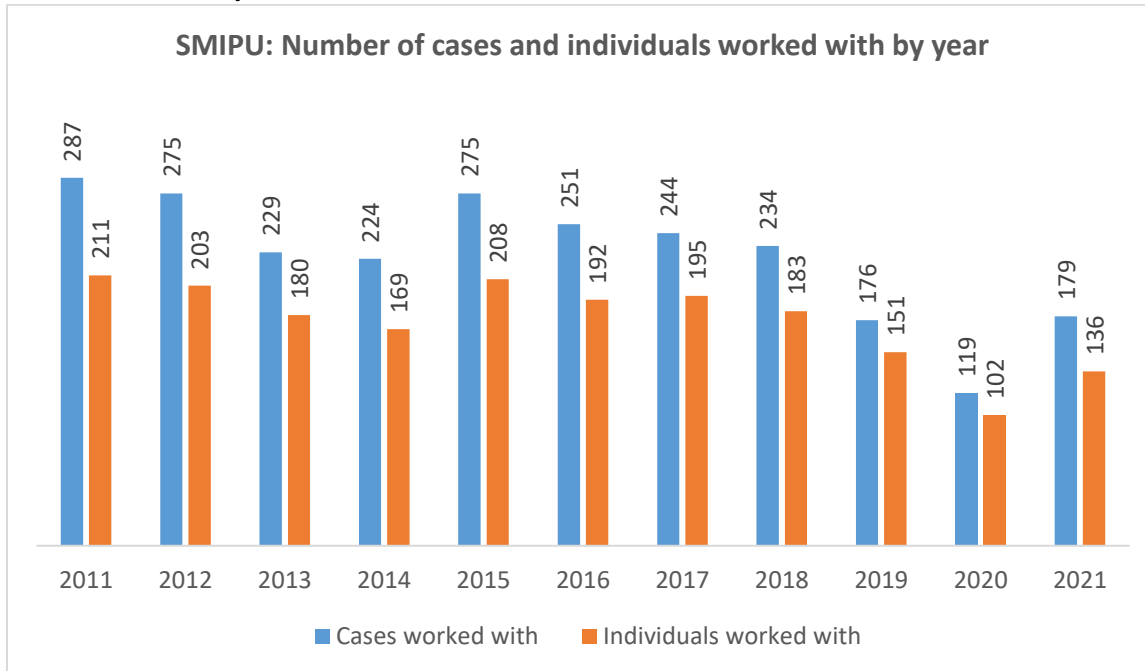
Note¹³



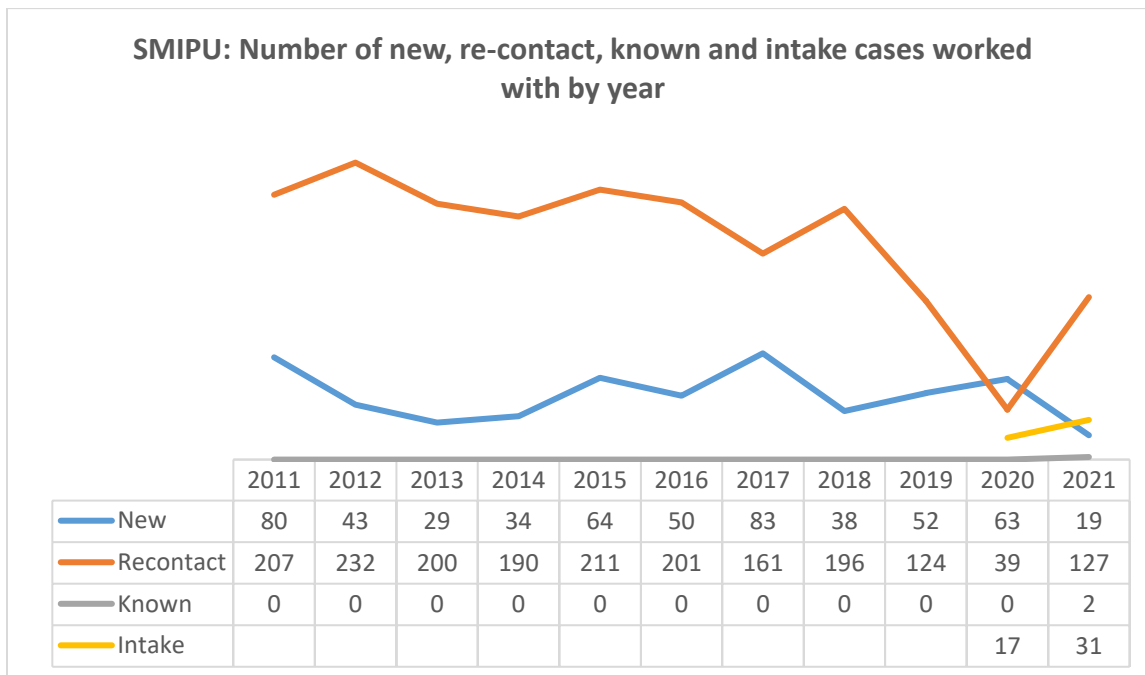
¹³ The service records every time an individual person makes contact with the service. Thus, the same individual will be seen multiple times over the reporting period. The figure in the graph above does not reflect the number of unique individuals but rather provides an indication of total incidences of people who made contact with the service.

Substance Misuse In-Patient Unit (SMIPU)

Case Activity¹⁴

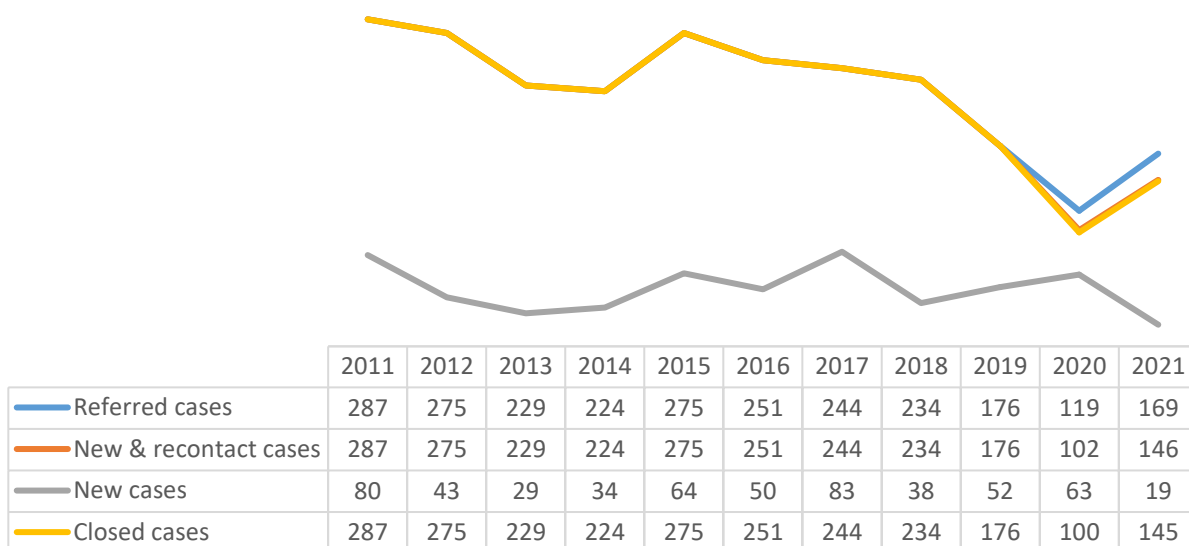


Due to the COVID-19 pandemic, between 14/03/2020 and 18/05/2020 the unit stopped providing substance misuse in-patient services and functioned as a homelessness shelter to a further 41 cases.

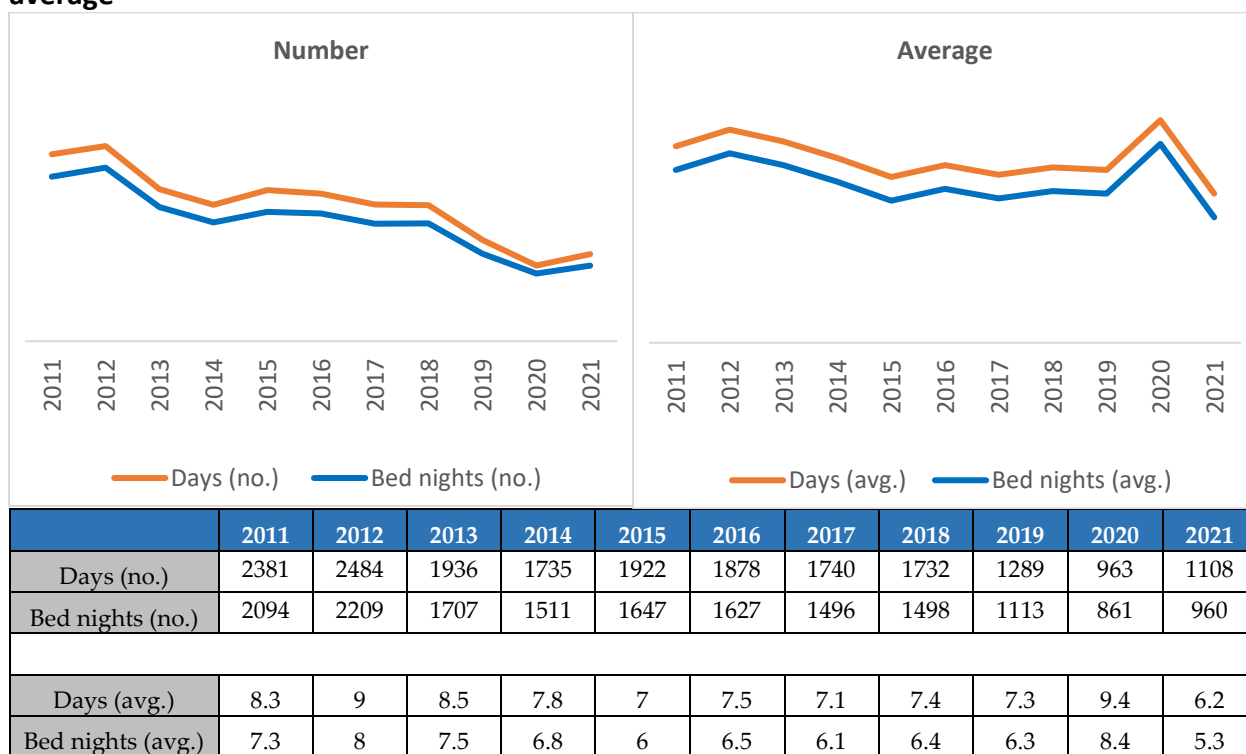


¹⁴ A new data collection system and reporting format were introduced in 2020.

SMIPU: Number of referred, new & re-contact, new and closed cases by year

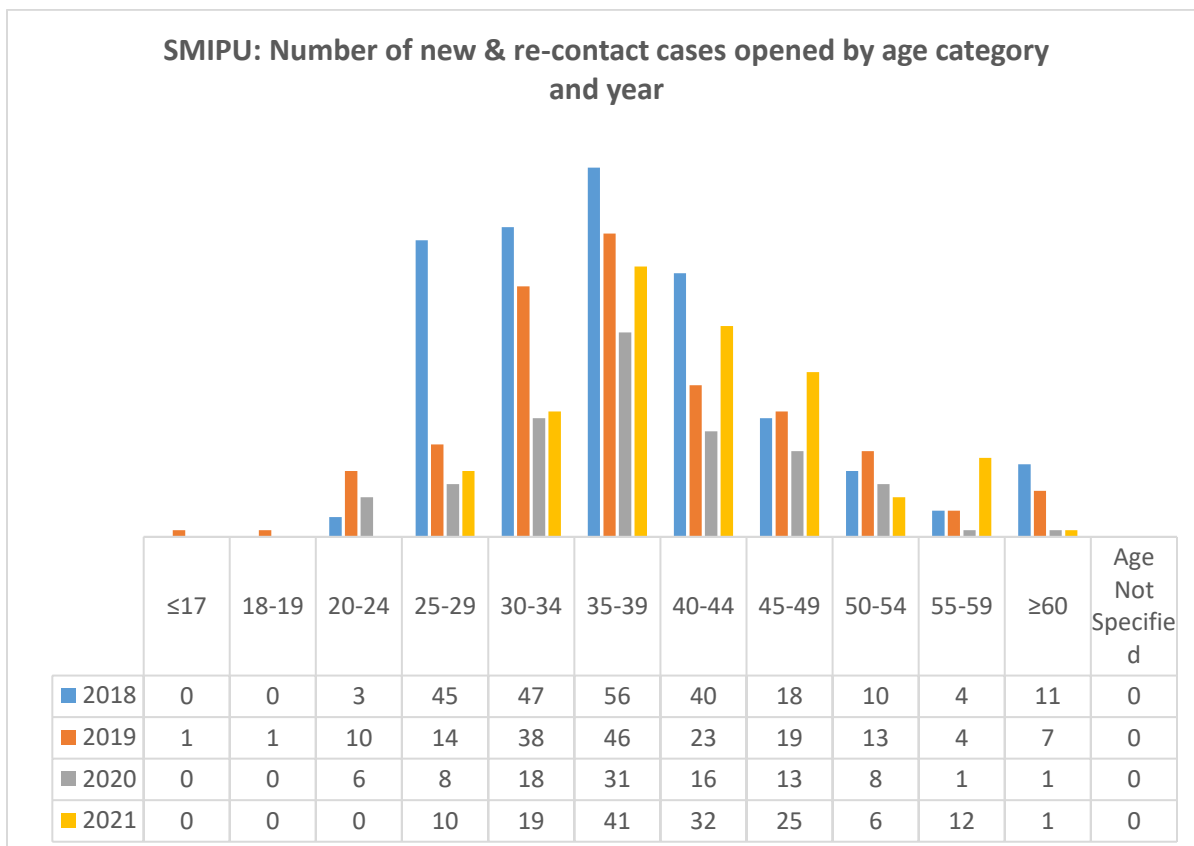
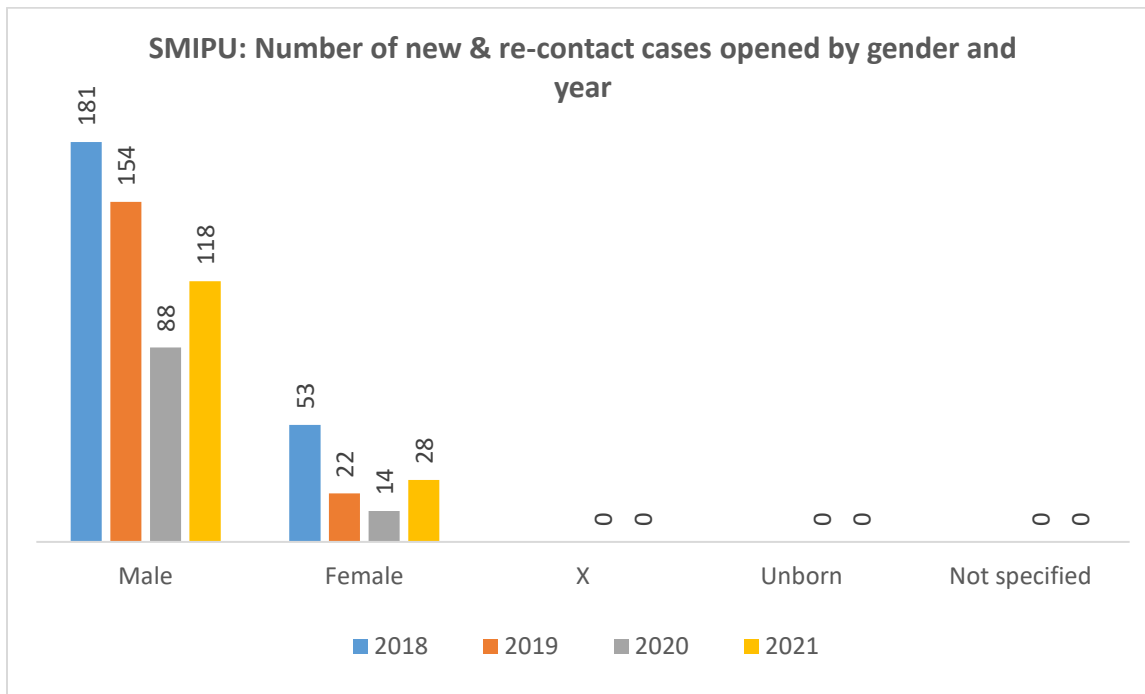


SMIPU: Days and nights stayed¹⁵ by service users who attended SMIPU – Number and average



¹⁵ With the change in data collection system in 2021, as of 2021 this reports the period spent in the service records rather than actual bed nights slept in the residence.

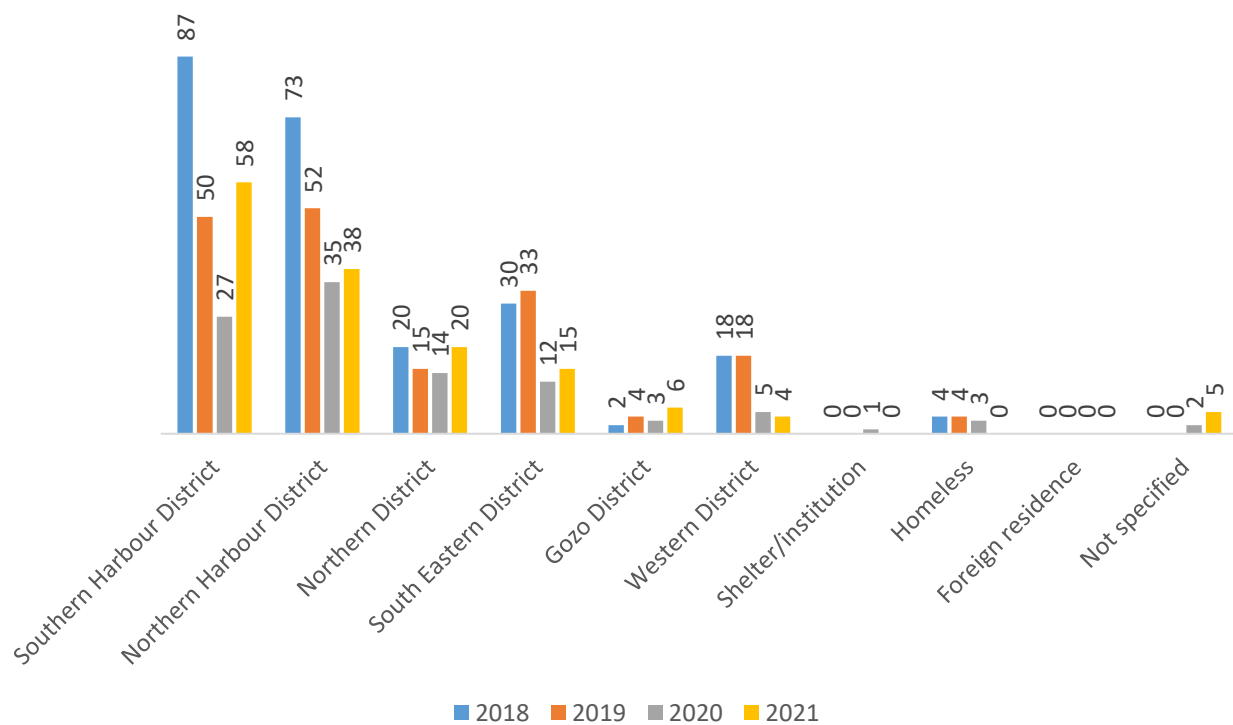
Details Regarding New and Re-contact Cases Opened



SMIPU: Number of new & re-contact cases opened by age and gender January – December 2021

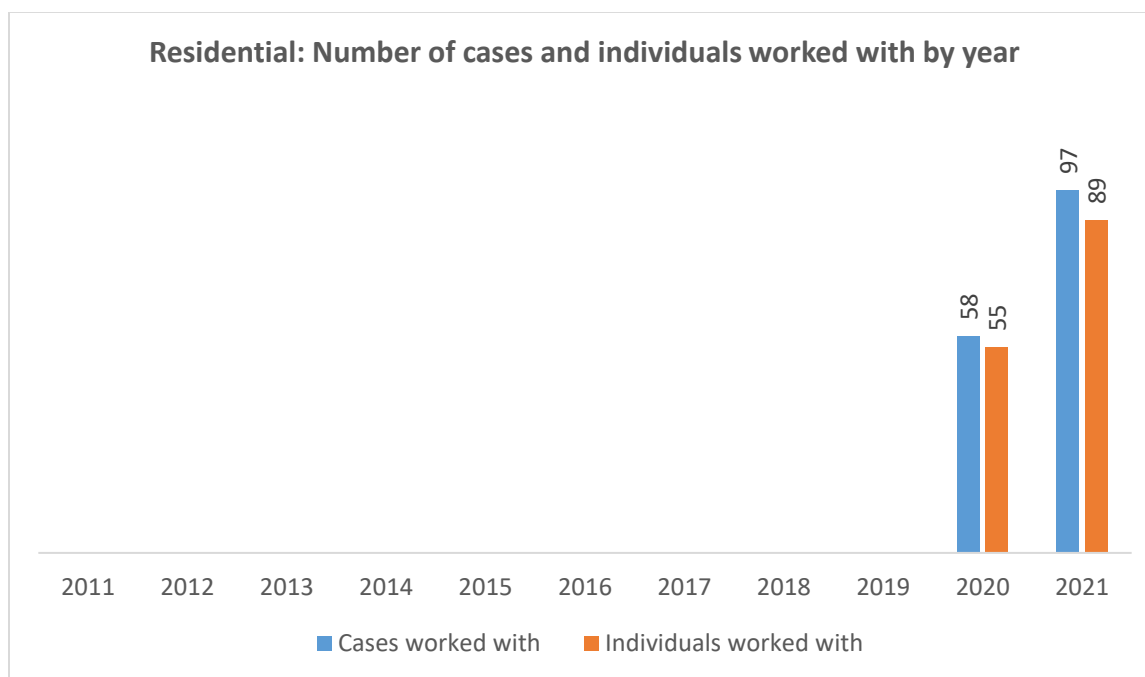
	Male	Female	X	Not specified	Total
≤17	0	0	0	0	0
18-19	0	0	0	0	0
20-24	0	0	0	0	0
25-29	7	3	0	0	10
30-34	17	2	0	0	19
35-39	30	11	0	0	41
40-44	27	5	0	0	32
45-49	20	5	0	0	25
50-54	6	0	0	0	6
55-59	10	2	0	0	12
≥60	1	0	0	0	1
Not specified	0	0	0	0	0
Total	118	28	0	0	146

SMIPU: Number of new & re-contact cases opened by district and year



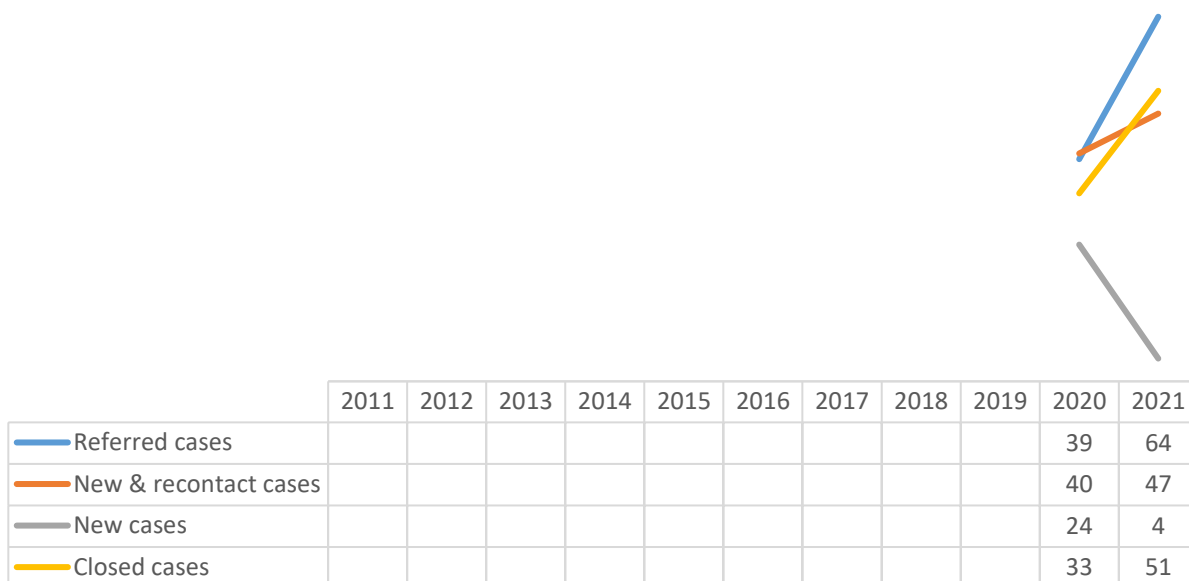
Sedqa Residential Rehabilitation Programme

Case Activity¹⁶

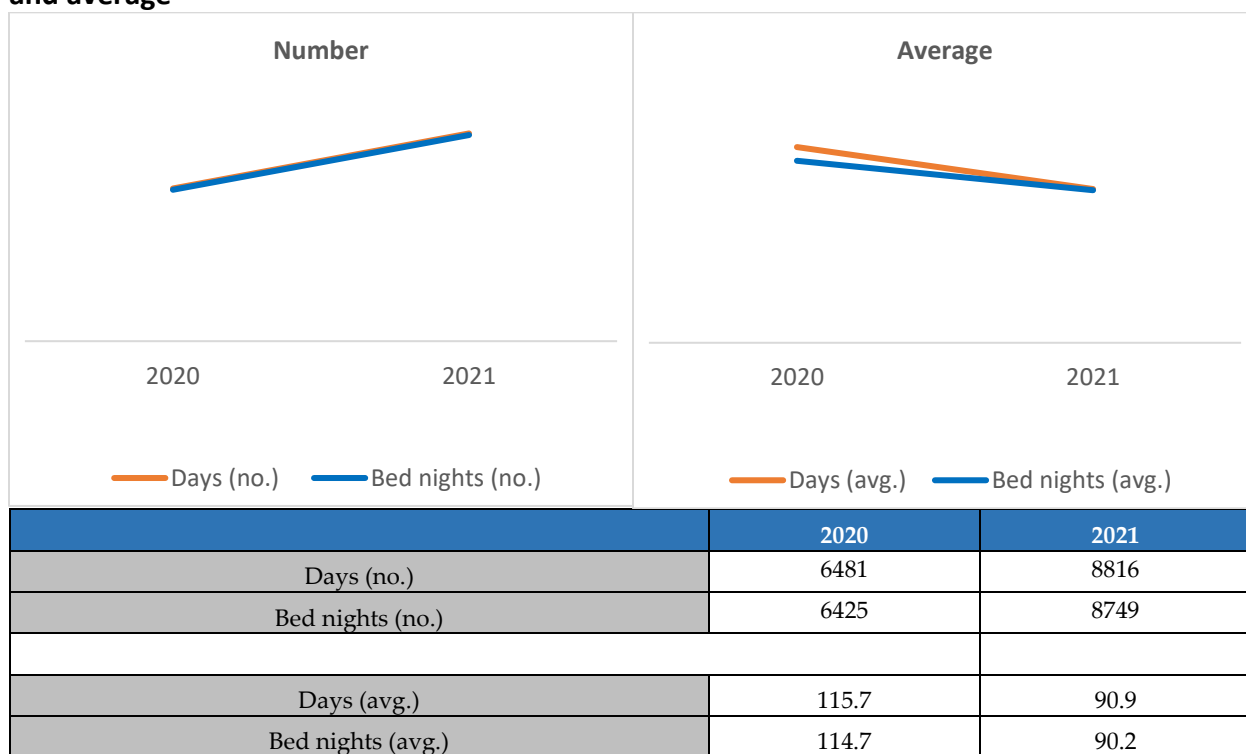


¹⁶ Previously there were 3 rehabilitation centres (Kommunita Santa Marija, Assessment & Stabilisation Unit and Zerniq) but these were discontinued, and one residential rehabilitation centre was formed in 2020. A new data collection system and reporting format were introduced in 2020.

Residential: Number of referred, new & re-contact, new and closed cases by year

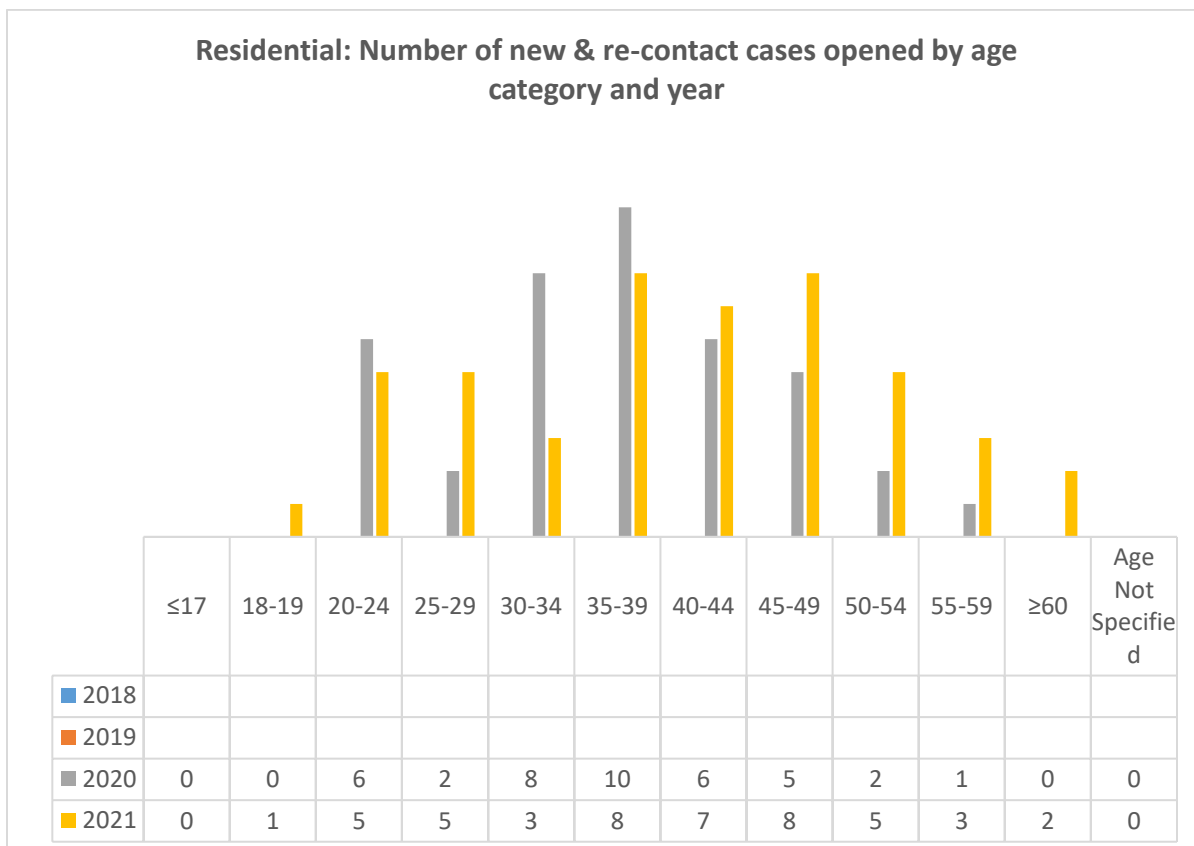
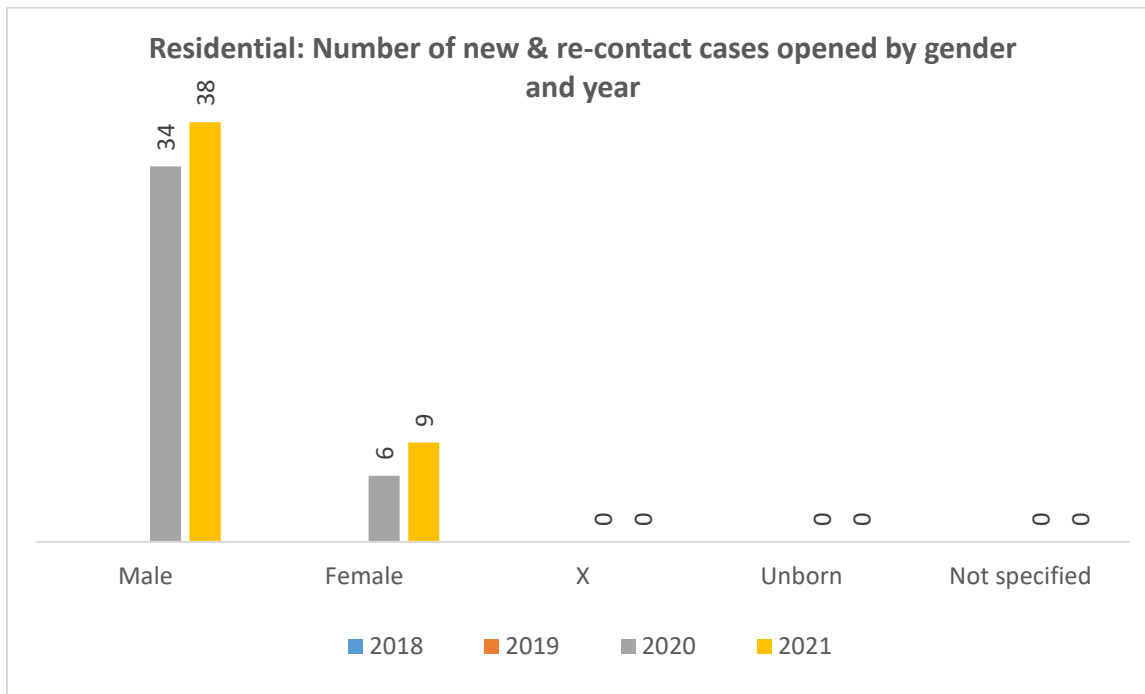


Residential: Days and nights stayed¹⁷ by service users who attended Residential – Number and average



¹⁷ With the change in data collection system in 2021, as of 2021 this reports the period spent in the service records rather than actual bed nights slept in the residence.

Details Regarding New and Re-contact Cases Opened

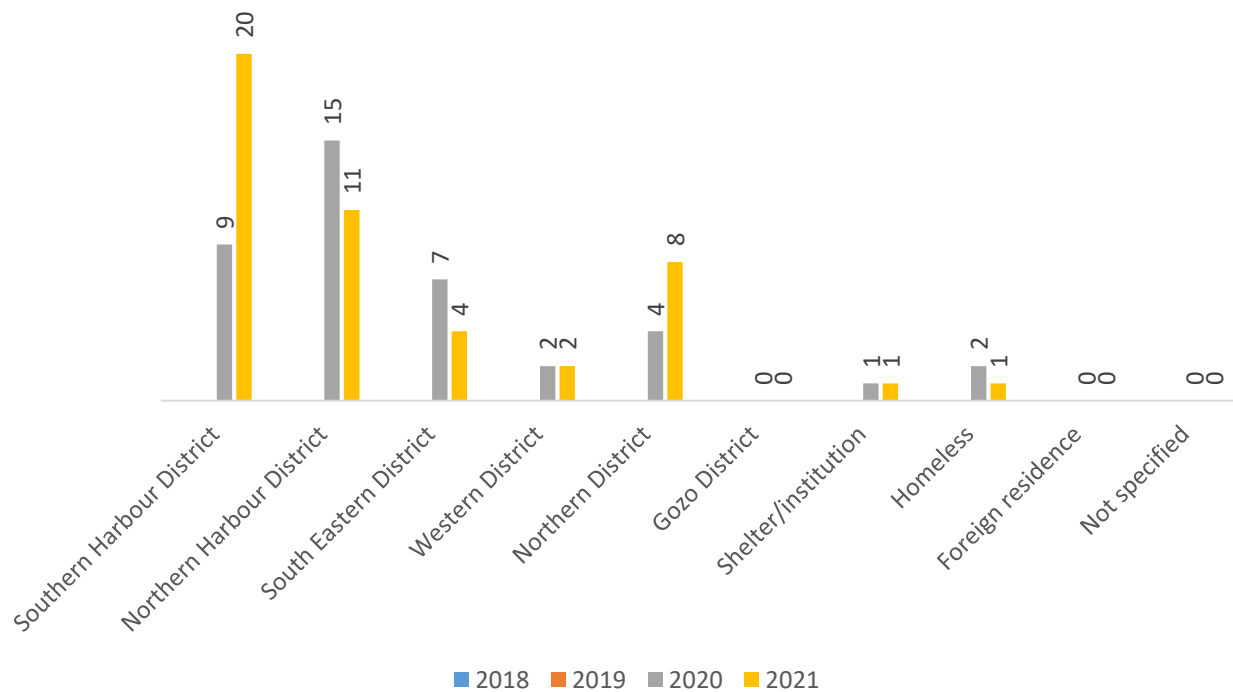


Residential: Number of new & re-contact cases opened by age and gender

January – December 2021

	Male	Female	X	Not specified	Total
≤17	0	0	0	0	0
18-19	1	0	0	0	1
20-24	5	0	0	0	5
25-29	4	1	0	0	5
30-34	1	2	0	0	3
35-39	8	0	0	0	8
40-44	5	2	0	0	7
45-49	7	1	0	0	8
50-54	3	2	0	0	5
55-59	3	0	0	0	3
≥60	1	1	0	0	2
Not specified	0	0	0	0	0
Total	38	9	0	0	47

Residential: Number of new & re-contact cases opened by district and year



Appendix

Glossary of Terms

Variable	Definition
Cases worked with	The total number of cases that were new, re-contact or known in the reporting year. This does not indicate the number of individuals as some individuals could attend the service more than once in the same reporting year. For example, 1 individual may have re-contacted the service 3 times in the same year and would account for 3 cases worked with in the same year. This excludes persons who were referred but their case was never opened.
Individuals worked with	The total number of individuals whose case was new, re-contact or known at least once in the year. This excludes cases re-opened in the same year for the same person and excludes persons who were referred but their case was never opened.
New case	A new case that was opened or activated for the first time ever within the reporting year and that was never previously worked with.
Re-contact case	A case that was worked with and closed in the past and has been re-activated or re-opened within the current reporting year.
Known case	Cases that were activated or opened in the previous reporting years and they are still active in the current reporting year. This may also be referred to as cases carried over from previous years.
Intake	When a case is referred to the service it is placed on intake (intake is the initial status for every case). At this stage information is gathered to address any immediate needs and to determine whether a case will be assigned to a professional, placed on the waiting list, opened, or closed from intake. If a case is not a known case or opened case within the reporting period it remains an intake case.
Waiting list	Intake cases are placed on the waiting list when it is determined that the person would benefit from accessing the service, but service cannot be provided immediately. This can be due to various factors such as, but not limited to, space limitations, further assessments required or further feedback from the service user is required.
Referred cases	The period when a case was referred to the unit. A referral is when an individual's details have been given to the services by another person or the service users themselves to request assistance. A case may be referred more than once in a year. Some cases may be referred but placed on a waiting list or not taken up because the service was not appropriate for the person's needs. Contact is then made either by phone or through a visit.
New & re-contact case	The period when a case was opened or allocated. This includes new cases (first ever contact with the service) and re-opened cases (cases worked with in the past) and so the same individual may be seen more than once in a year.
Closed case	The period in which the case was closed or terminated. The same case may be closed more than once in a year if the case was re-opened in the year.
Gender	Gender is reported as male, female, X, unborn or not specified. "X" means a gender that is not exclusively male nor female. Unborn refers to service users still existing in the mother's womb.
Family cases	The service works with families. A family case may consist of: <ul style="list-style-type: none"> - 1 service user: One individual who attends in the year on their own without any other family member, or - 2 or more service users: A number of individuals identified as part of the same family attending in the year.

Primary problem	Service users often present a complexity of issues. The primary issue is the only, main, or first issue recorded as identified by the service user or the professional.
Not specified	A variable that cannot be specified since the information is not available or the service user was unwilling to provide the information.
Other	Treatment, issue or location not elsewhere specified.
Primary sector	Prevention services provided to the primary sector are predominantly aimed at primary school services e.g., primary schools.
Secondary sector	Prevention services provided to the secondary sector are predominantly aimed at secondary school services e.g., secondary schools.
Community sector	Prevention services provided to the community sector are predominantly aimed at activities provided within a community setting e.g., sports centre.
Work sector	Prevention services provided to the work sector are predominantly aimed at private companies with employees.

Maltese Districts

Northern Harbour District	Birkirkara, Gzira, Hamrun, Msida, Pembroke, Pieta, Qormi, San Giljan, San Gwann, Santa Venera, Sliema, Swieqi, Ta Xbiex.
Southern Harbour District	Birgu, Bormla, Fgura, Floriana, Isla, Kalkara, Luqa, Marsa, Paola, Santa Lucija, Tarxien, Valletta, Xaghjra, Zabbar.
South Eastern District	Birzebuggia, Ghaxaq, Gudja, Kirkop, Marsaskala, Marsaxlokk, Mqabba, Qrendi, Safi, Zejtun, Zurrieq.
Western District	Attard, Balzan, Dingli, Iklin, Lija, Mdina, Mtarfa, Rabat, Siggiewi, Zebbug.
Northern District	Gharghur, Mellieha, Mgarr, Mosta, Naxxar, San Pawl il Bahar.
Gozo and Comino	Rabat, Fontana, Ghajnsielem, Gharb, Ghasri, Kercem, Munxar, Nadur, Qala, San Lawrenz, Sannat, Xaghra, Xewkija, Zebbug, Comino.
Homeless	Not residing within any residence.
Shelter/institution	Resides in a residential home (e.g., elderly home), shelter (e.g., Ghabex or YMCA), correctional facility or medical facility (e.g., Mount Carmel Hospital).
Foreign residence	Resides in a foreign country and is in Malta for a short stay.

Service Descriptions

Primary Prevention	The aim of service is to provide members of society with information about substances and to provide training programmes on topics such as healthy living, appreciation of one's abilities and self-determination.
Addictions Community Service	The aim of the service is to provide information, advice, outreach work, assessment, and aftercare, at the community level, to service users and their families struggling with addictions related issues.
Court Services	The service involves assessing cases held at the drugs tribunal court, as well as social work and psychological interventions with persons attending.
Psychological Services	The aim of the service is to provide service users and their significant others with psychotherapeutic interventions, family therapy, to provide consultancy and to carry out staff supervision.
Substance Misuse Out-Patients Unit	The aim service is to assess drug users, provide medical treatment and social and psychological support.

Substance Misuse Out-Patients Unit – Social Work	Social work interventions are also provided by social workers located within the Substance Misuse Out-Patients Unit.
Substance Misuse In-Patients Unit	The service aims to assist individuals to come off drugs in a safe and controlled residential environment and prepare them for subsequent stages of rehabilitation.
Sedqa Residential Rehabilitation Programme	In 2019, the various residential rehabilitation programmes concerning substance abuse were combined to form one unit. These programmes consisted of what was previously known as the Assessment and Stabilisation Unit (ASU), Komunità Santa Marija (KSM), and the Alcohol Rehabilitation Programme (Zerniq).



FSWS Research Team

Vision Statement

Research that educates, inspires, and informs quality responses to improve the wellbeing of children, families, and communities.

Mission Statement

To contribute to a knowledge base that informs responses to social needs through high quality research.



Foundation for Social Welfare Services
Here for you

FSWS
212, Cannon Road, Santa Venera, SVR 9034
Tel: 356 2258 8900
www.fsws.gov.mt
E-mail: research.fsws-headoffice@gov.mt

Report designed by Christine Marchand-Agius