



**Agenzija Sedqa**

# **Yearly Statistical Report**

January to December 2020

**March 2021**

**Christine Marchand-Agius**



**Foundation for Social Welfare Services, Malta**

**© Copyright, 2021**

All rights reserved. No part of this publication may be reproduced, stored in a retrieval system, or transmitted, in any form or by any means, electronic, mechanical, photocopying, recording or otherwise, except as permitted by the Malta Copyright Act (Chapter 415), without the prior permission of the Foundation for Social Welfare Services.

*Citation: Marchand-Agius, C. (2021). Agenzija Sedqa Yearly Statistical Report 2020. Malta: Foundation for Social Welfare Services.*

---

**Foundation for Social Welfare Services**

**212, Cannon Road, Santa Venera**

**SVR 9034, Malta**

# Table of Content

Introduction .....	4
Executive Summary.....	5
Primary Prevention .....	8
Addictions Community Service .....	12
Case Activity.....	12
Details Regarding New and Re-contact Cases Opened .....	14
Court Services .....	20
Case Activity.....	20
Psychotherapeutic Services (PS).....	22
Case Activity.....	22
Details Regarding New and Re-contact Cases Opened .....	24
Substance Misuse Out-Patient Unit (SMOPU).....	27
Case Activity.....	27
Details Regarding New and Re-contact Cases Opened .....	29
Substance Misuse Out-Patient Unit Social Work Unit (SMOPU SW).....	33
Substance Misuse In-Patient Unit (SMIPU) .....	34
Case Activity.....	34
Details Regarding New and Re-contact Cases Opened .....	36
Sedqa Residential Rehabilitation Programme .....	38
Case Activity.....	38
Details Regarding New and Re-contact Cases Opened .....	40
Appendix .....	43
Glossary of Terms .....	43
Maltese Districts .....	44
Service Descriptions.....	44

# Introduction

This report provides the statistical information regarding Agenzija Sedqa. The data includes, but is not limited to, the number of cases worked with, individuals worked with, number of referrals, new and re-contact cases, cases closed, and key demographic details. This information provides an indication of service performance and is used to determine the profiles of service users attending the various services. For further information regarding the aims and activities of the services, please refer to the website: [fsws.gov.mt](http://fsws.gov.mt)

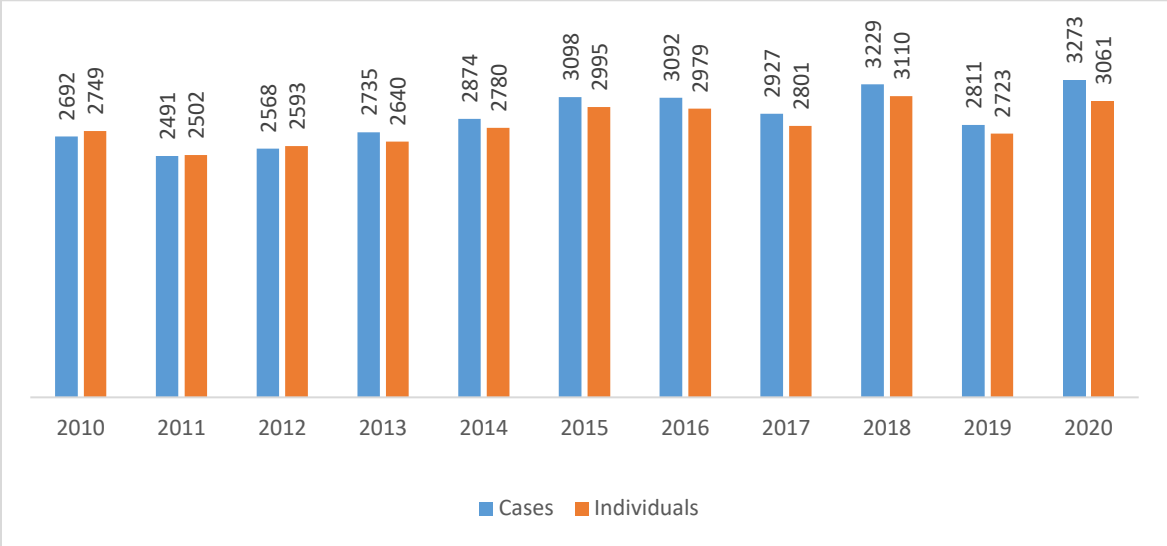
The data contained in this report is based on information submitted by the services to the Research Team of the Foundation for Social Welfare Services in January 2021. Where applicable, the report provides data on an individual level as well as on a family level. It is important to note that the same individuals may stop and start attending a given service multiple times in the reporting year and/or may be attending one or more services concurrently within the reporting period. As a result, the summing of services may lead to an over-estimation of the number of individuals attending the agency.

This report would not have been possible without the kind assistance of each worker who diligently provided the data and of the people who keyed in all the data. This report was compiled with the assistance of Stephanie Dimech.

*The data contained in this report is subject to revision and modification, as and when the relevant information becomes available.*

# Executive Summary

Approximate<sup>1</sup> total number of cases and individuals worked with at Sedqa by year



## Case activity<sup>2</sup>: Jan-Dec 2020

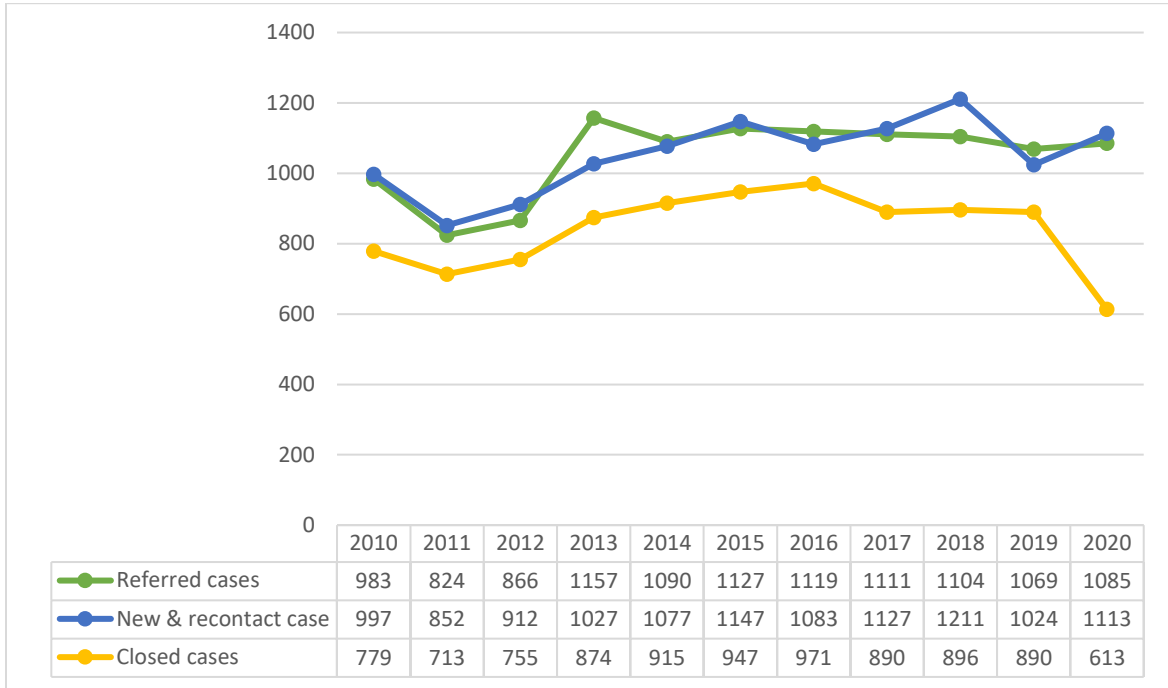
Service	Cases worked with	Individuals worked with
Addictions Community Service	1116	1031
Psychotherapeutic services	972	865
Substance Misuse Out-patient Unit	1008	1008
Substance Misuse In-patients Unit	119	102
Sedqa Residential Rehabilitation Programm	58	55

Service	Additional information
Primary Prevention Team	A total of <b>810</b> interventions (talks, sessions, etc.) were held, which consisted of approximately <b>2,624</b> hours, with approximately <b>16,716</b> participants. A further <b>35</b> other activities (e.g. media, outreach, exhibitions etc) were also conducted.
Courts	<b>53</b> active service users.
Social Work at Substance Misuse Out-patient Unit	Average of <b>320</b> service users per month.


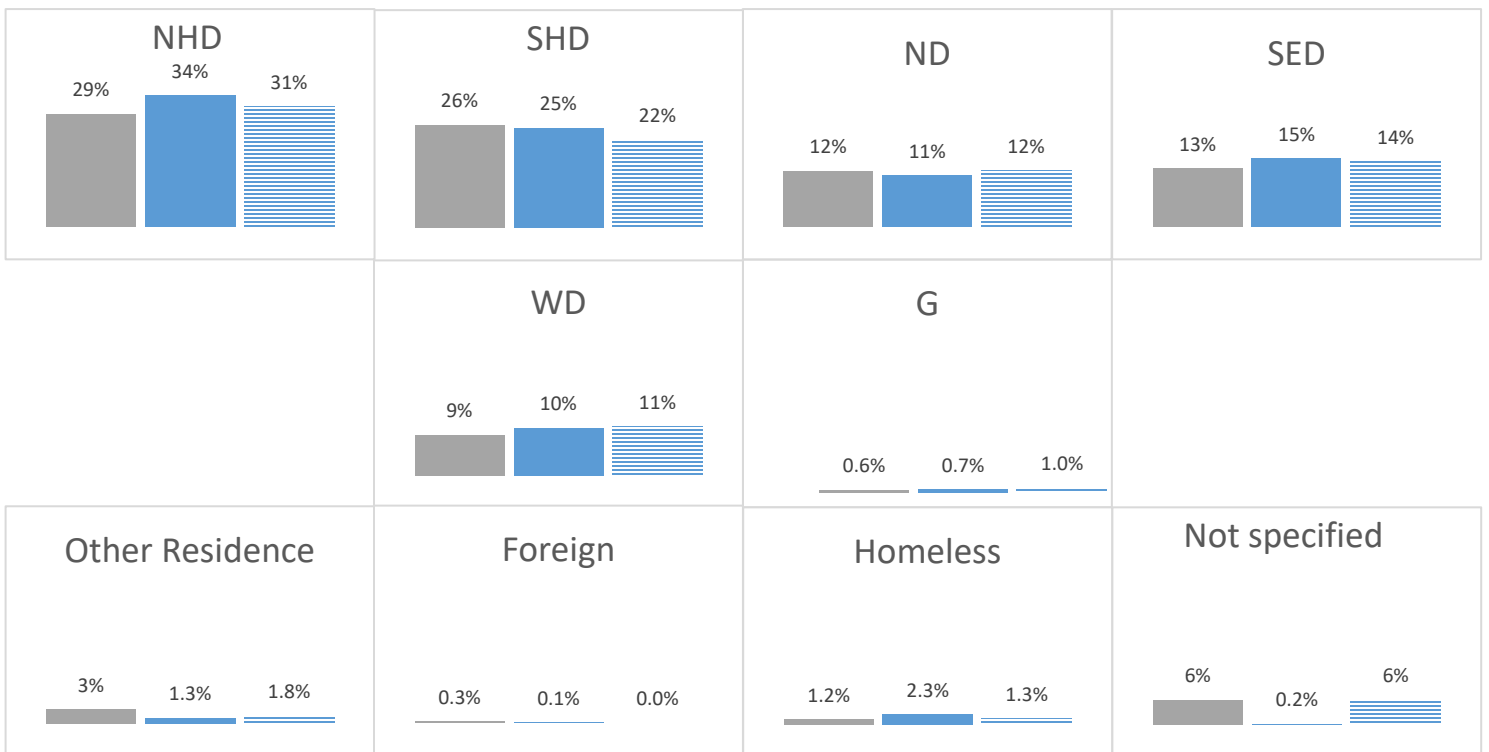
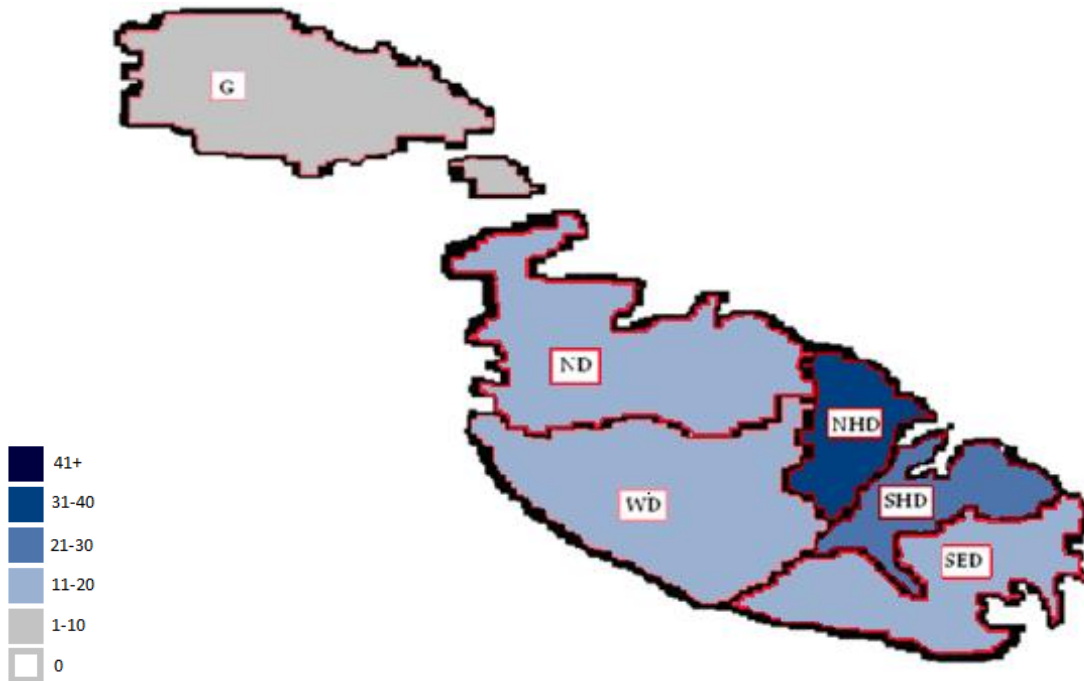
<sup>1</sup> Since individuals can attend more than one unit at the same time, summing the number of cases worked with will over-estimate the actual number of persons worked with. Therefore, the following data reported on multiple unit levels can only provide an approximation of the number of cases and the figures provided are higher than the actual numbers.

<sup>2</sup> A new data collection system and reporting format was introduced in 2020.

**Approximate number of referrals, new and re-contact cases opened, cases closed by Sedqa by year**

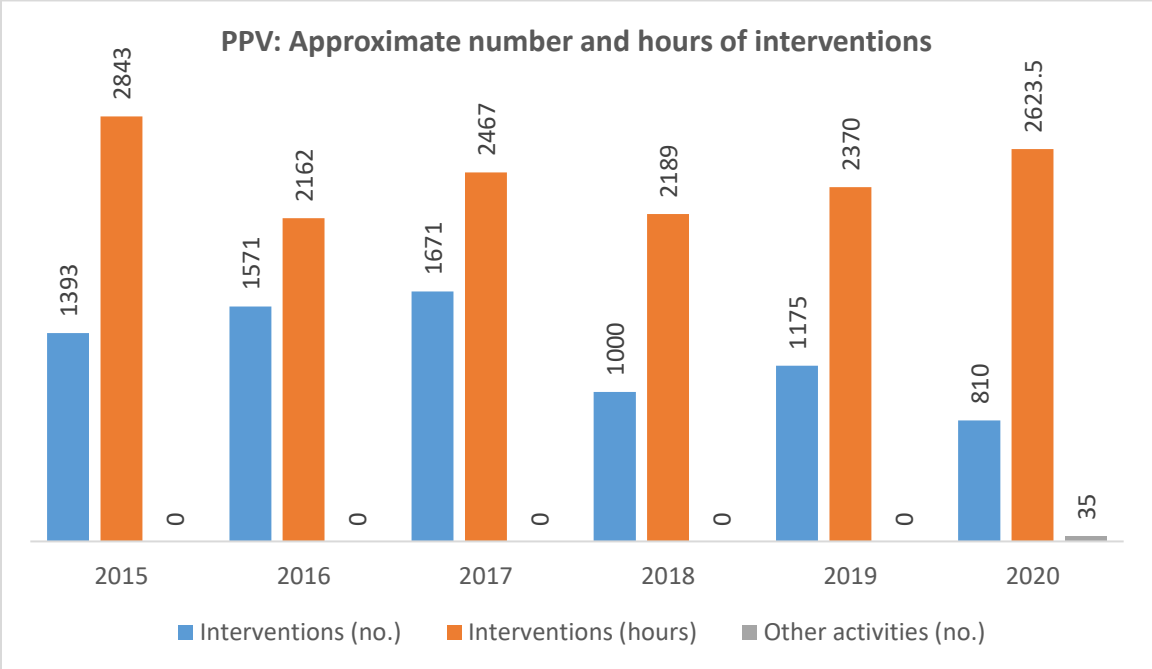


## Percentage of new & re-contact cases worked with at Sedqa by district of residence and year



# Primary Prevention

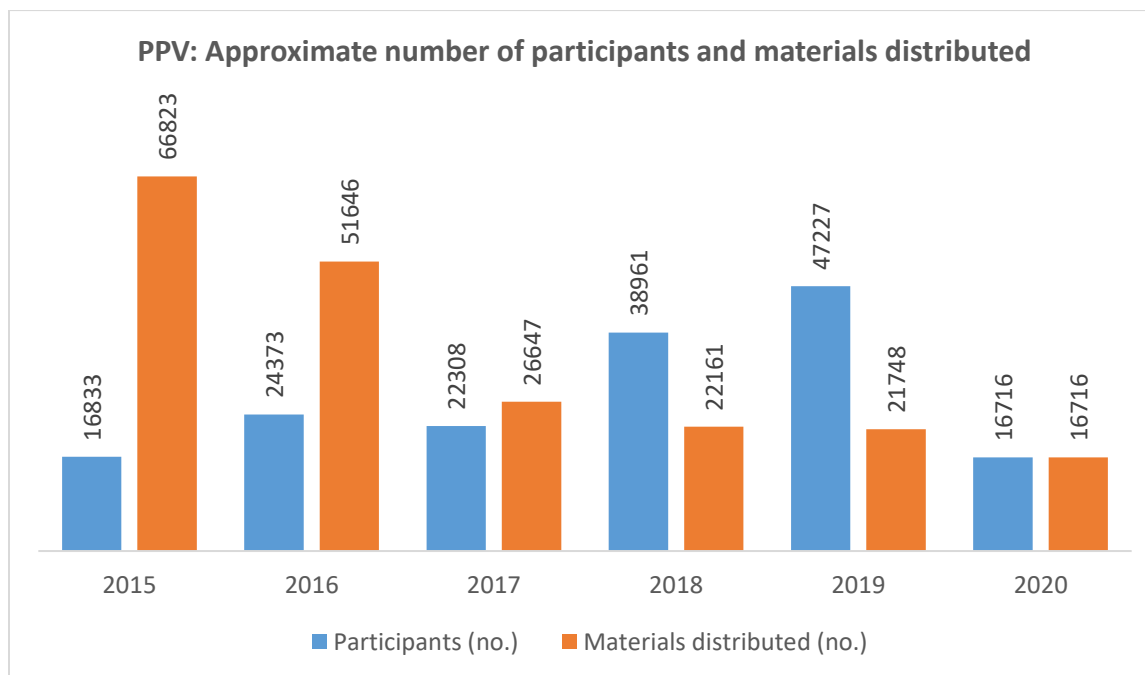
Please note that since the same individuals may attend more than one talk/session, the number of participants does not indicate the actual number of individuals attending and only provides an approximate number.



Note<sup>3</sup>

Due to COVID-19:  
 A total of **151** of the **810** interventions held between January and December 2020 were held through an online session.  
  
 A total of **227** of the **810** interventions held between January and December 2020 were recorded sessions distributed.

<sup>3</sup> From the year 2020, each intervention is considered as a whole programme. This means 6 sessions for the T.F.A.L.3 and 5 sessions for the T.F.A.L.5, excluding the parents meeting for both programmes. Additionally, the same concept was implemented within the SkolaSajf programme which incorporated three sessions.



Note: the number of participants excludes participants reached through recorded sessions

**PPV: Approximate number of interventions, hours of interventions, participants and materials distributed by prevention sector  
January – December 2020**

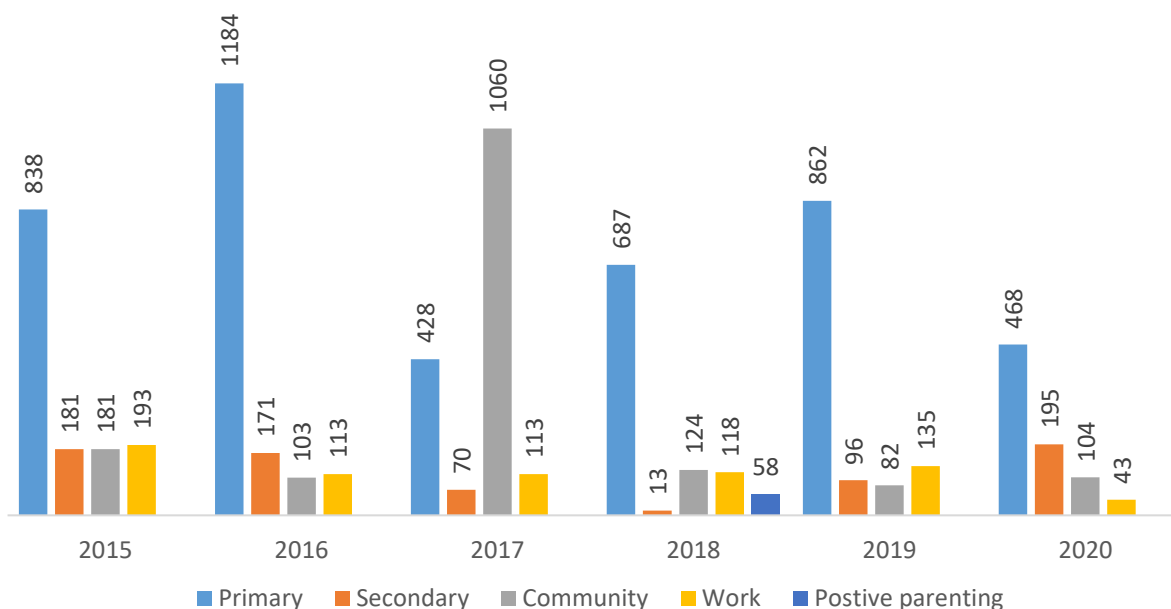
	Number of Interventions*	Hours of Interventions	Number of Participants	Number of Materials Distributed
Primary sector	468	2113.75	9774	9774
Secondary sector	195	287.75	5459	5459
Community sector	104	150.5	907	907
Work sector	43	71.5	576	576
<b>Total</b>	<b>810</b>	<b>2623.5</b>	<b>16716</b>	<b>16716</b>

\*examples of interventions include talks, sessions, etc

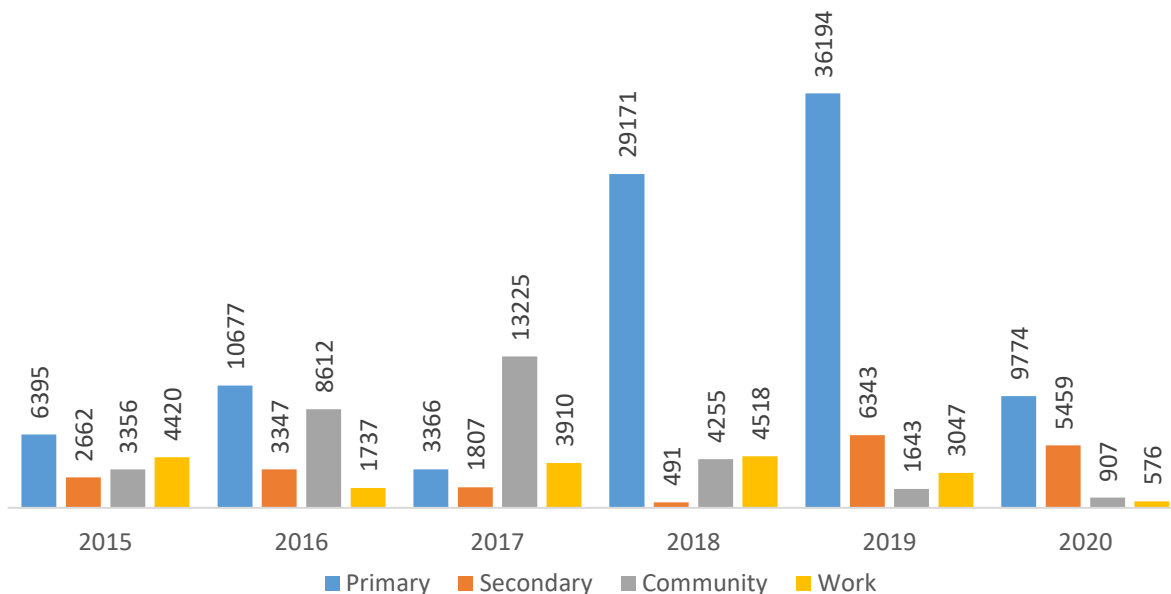
**PPV: Number of other activities conducted within the year  
January – December 2020**

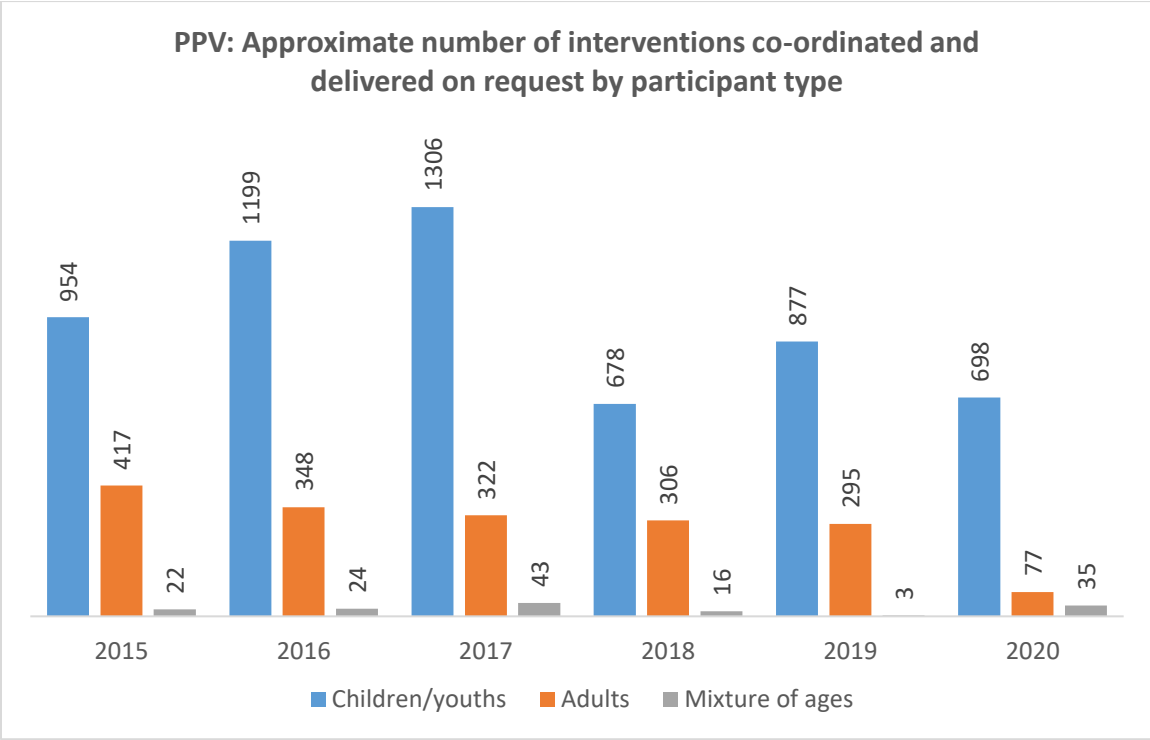
	2020
Media interventions	16
Production of recordings of session/programs	15
Outreach activities	2
Exhibitions	2
<b>Total</b>	<b>35</b>

PPV: Approximate number of interventions by sector



PPV: Approximate number of participants by sector



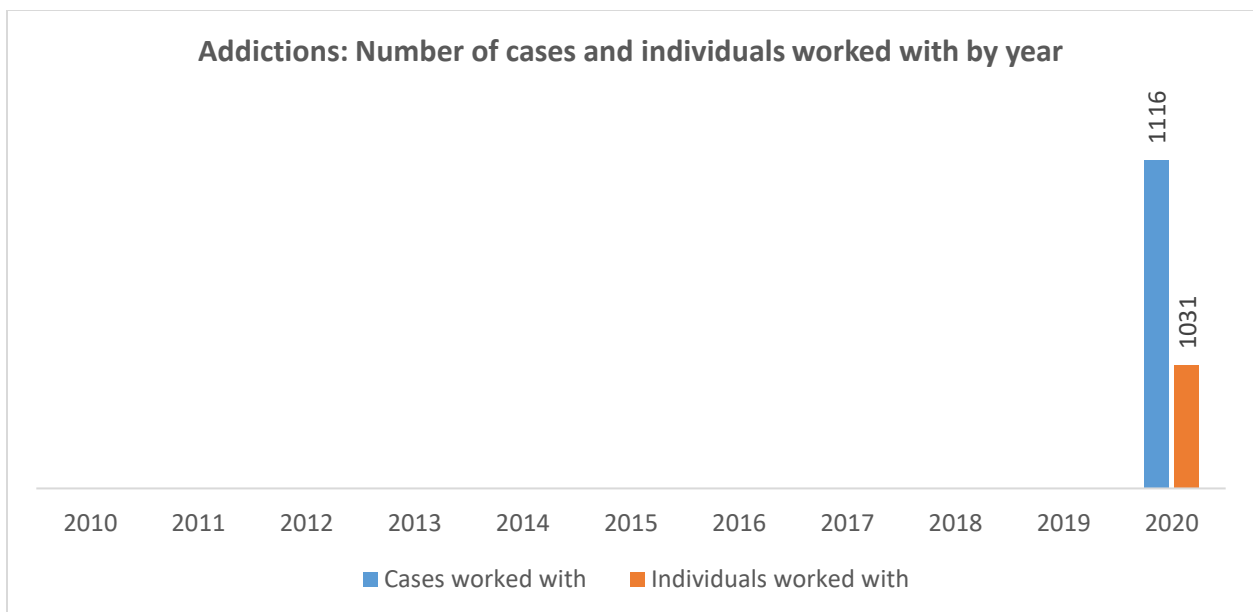
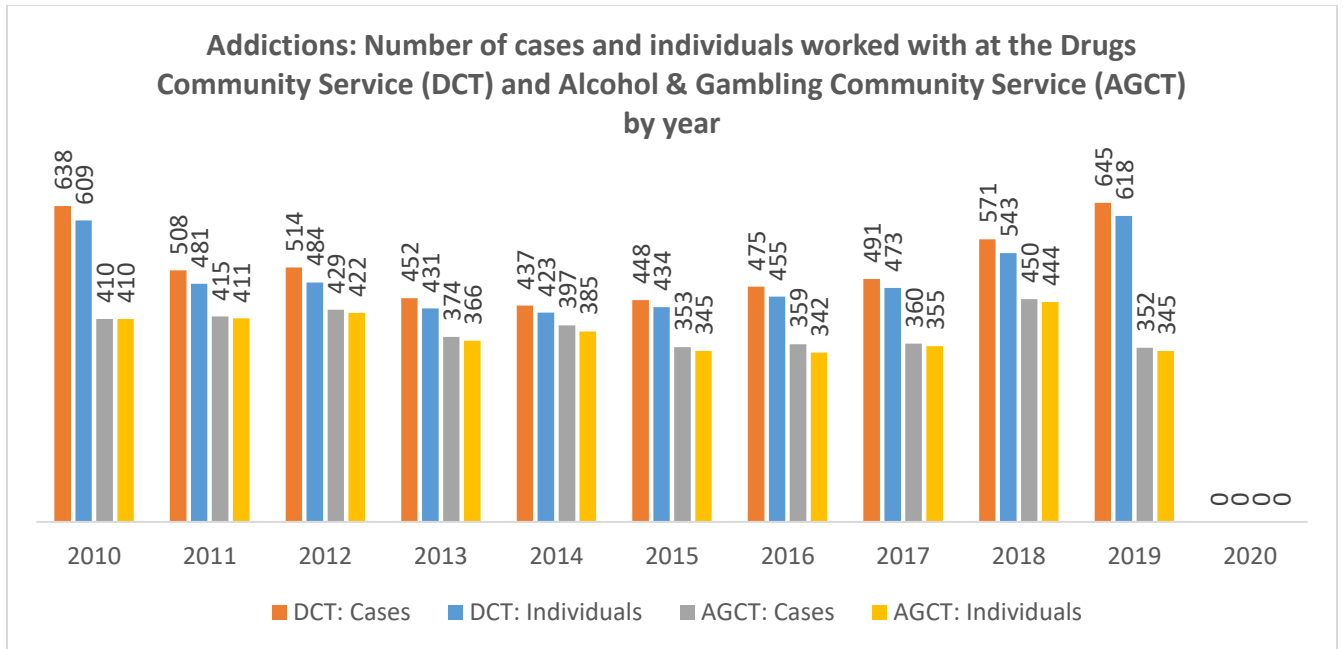


**PPV: Approximate number of interventions co-ordinated and delivered on request by programme topic**

	2015	2016	2017	2018	2019	2020
TFAL 3 Programme	708	1012	377	616	720	272
Secondary Programme	-	-	-	-	1	182
TFAL 5 Programme	-	-	-	-	107	161
Community Programme	-	-	-	-	196	104
SAFE Programme	172	81	61	117	134	43
SKOLA Sajf	31	61	76	65	15	35
Post Secondary Programme	-	-	-	-	2	13
Positive Parenting	-	-	-	82	0	-
Self-Development Related	-	-	-	81	-	-
Addictions Related	178	91	110	22	-	-
Healthy Living Related	6	8	1	6	-	-
Prevention Service Awareness Related	13	2	3	4	-	-
Bullying Related	7	1	6	4	-	-
Parenting Skills	125	104	89	1	-	-
Peer Leadership	19	9	2	1	-	-
Self-Awareness	87	161	900	-	-	-
Other	47	41	46	1	-	-
<b>Total</b>	<b>1393</b>	<b>1571</b>	<b>1671</b>	<b>1000</b>	<b>1175</b>	<b>810</b>

# Addictions Community Service

## Case Activity<sup>4</sup>

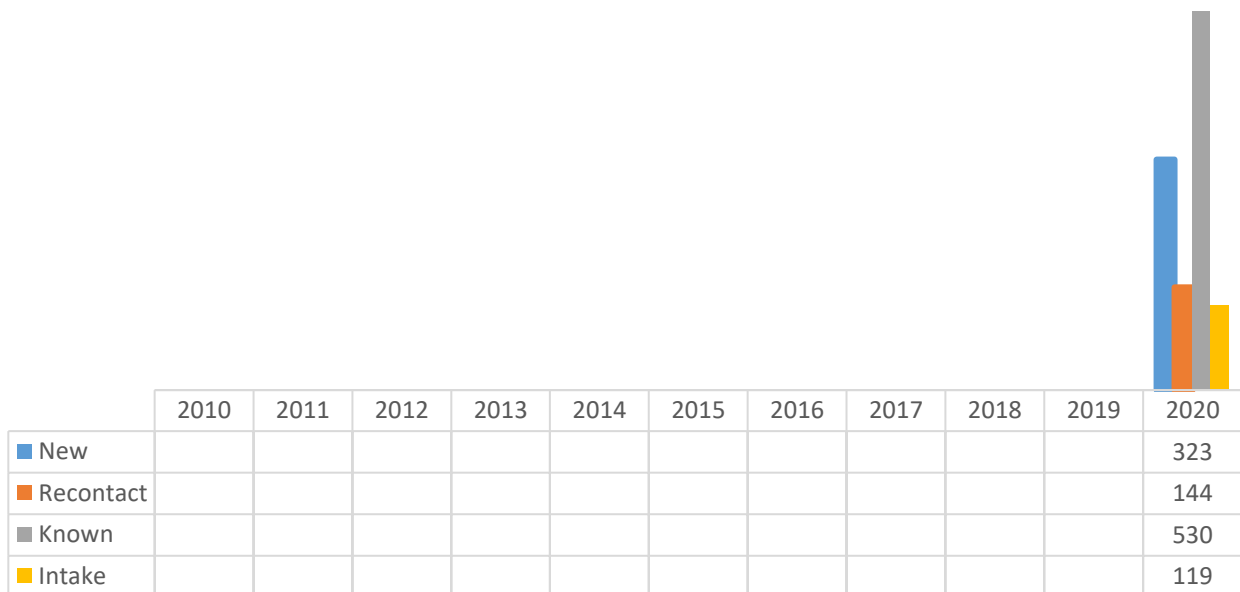


<sup>4</sup> A new data collection system and reporting format was introduced in 2020. The service also amalgamated the Alcohol and Gambling Community Services (AGCT) and the Drug Community Services (DCT) into one service in 2020.

**Additions: Number of new, re-contact and known cases worked with at the Drugs Community Service (DCT) and Alcohol & Gambling Community Service (AGCT) by year**

		2010	2011	2012	2013	2014	2015	2016	2017	2018	2019
DCT	New	124	118	100	88	91	105	117	133	189	185
	Re-contact	169	135	148	153	138	162	140	159	174	153
	Known	345	255	266	211	208	181	218	199	208	307
	<b>Total</b>	<b>638</b>	<b>508</b>	<b>514</b>	<b>452</b>	<b>437</b>	<b>448</b>	<b>475</b>	<b>491</b>	<b>571</b>	<b>645</b>
		2010	2011	2012	2013	2014	2015	2016	2017	2018	2019
AGCT	New	180	116	143	88	126	77	108	108	87	102
	Re-contact	65	67	50	57	90	60	64	61	56	54
	Known	158	219	217	229	181	216	187	191	307	196
	Pending	7	13	19	-	-	-	-	-	-	-
	<b>Total</b>	<b>410</b>	<b>415</b>	<b>429</b>	<b>374</b>	<b>397</b>	<b>353</b>	<b>359</b>	<b>360</b>	<b>450</b>	<b>352</b>

**Additions: Number of new, re-contact and known cases worked with by year**



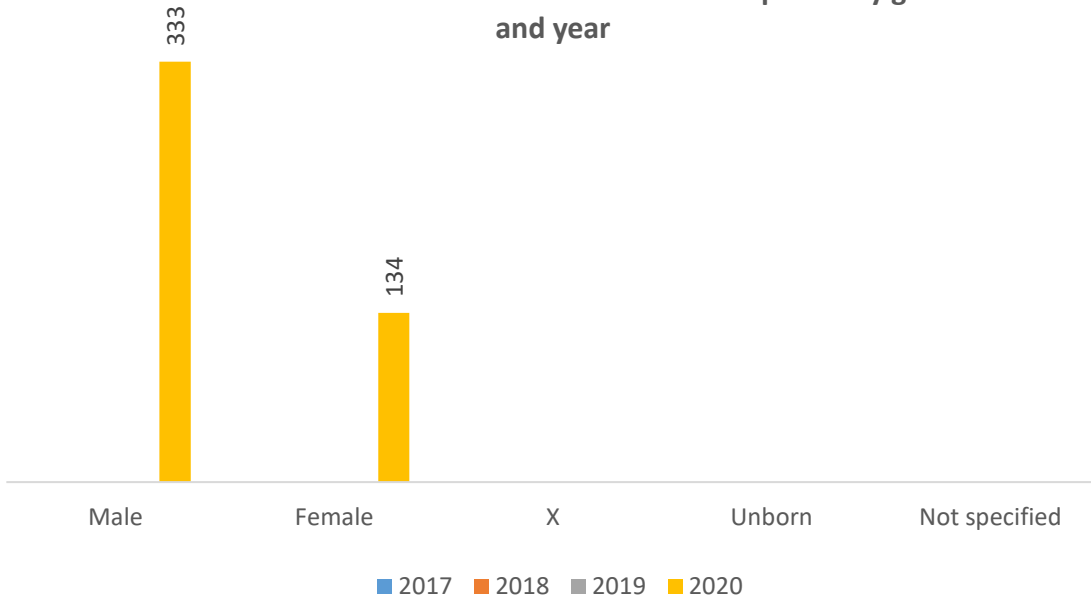
**Addictions: Number of referred, new & re-contact, new and closed cases by year**

	2010	2011	2012	2013	2014	2015	2016	2017	2018	2019	2020
■ Referred cases											509
■ New & recontact cases											467
■ New cases											323
■ Closed cases											364

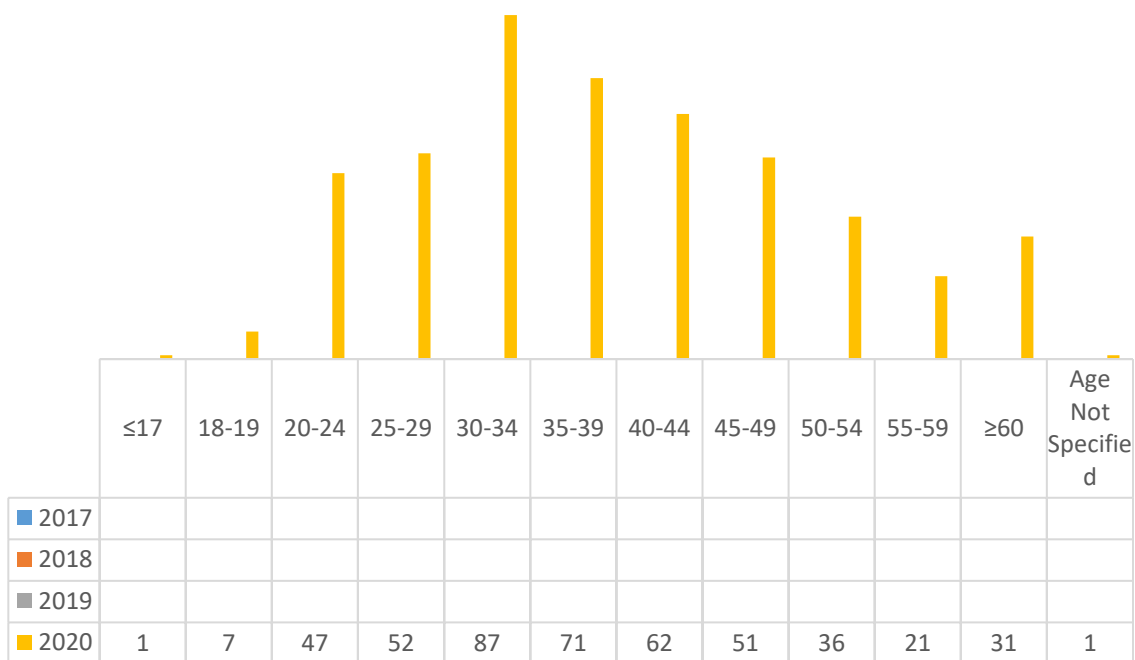


## Details Regarding New and Re-contact Cases Opened

**Addictions: Number of new & re-contact cases opened by gender and year**

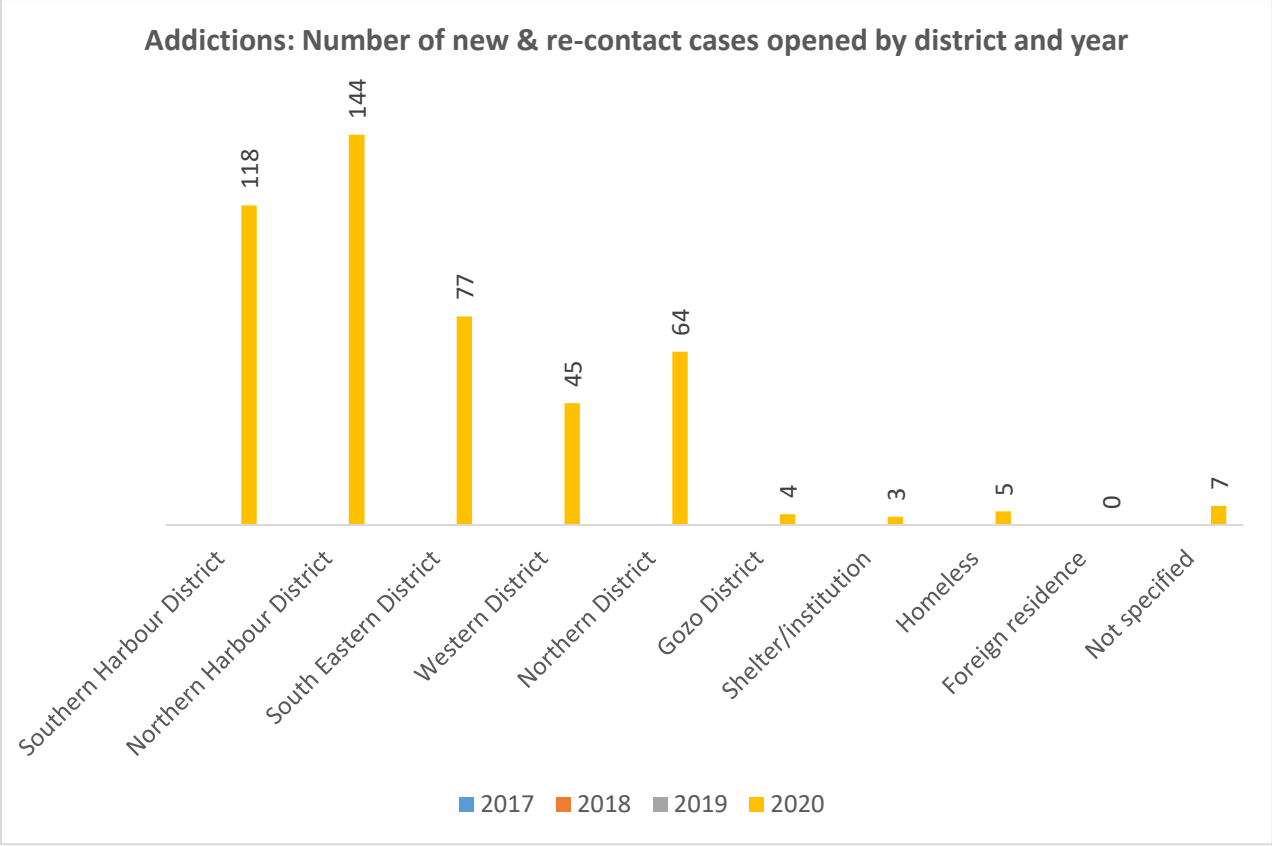


### Addictions: Number of new & re-contact cases opened by age category and year



### Addictions: Case service opened by age and gender January – December 2020

	Male	Female	X	Not specified	Total
≤17	1	0	0	0	1
18-19	4	3	0	0	7
20-24	44	3	0	0	47
25-29	38	14	0	0	52
30-34	68	19	0	0	87
35-39	53	18	0	0	71
40-44	38	24	0	0	62
45-49	32	19	0	0	51
50-54	27	9	0	0	36
55-59	9	12	0	0	21
≥60	18	13	0	0	31
Not specified	1	0	0	0	1
<b>Total</b>	<b>333</b>	<b>134</b>	<b>0</b>	<b>0</b>	<b>467</b>

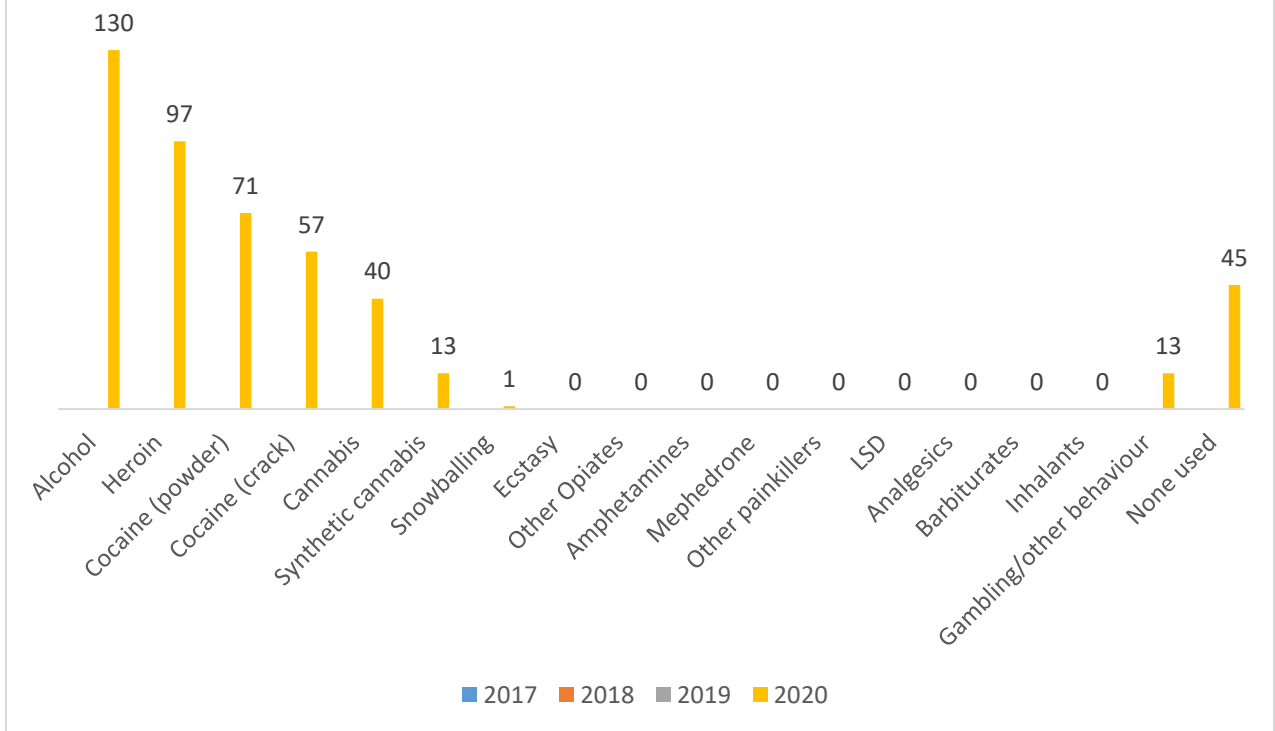


**Addictions: Total number of new and re-contact cases worked with by primary problem\* and secondary problem reported\***

**January – December 2020**

		Primary problem reported					
		Drugs	Alcohol	Gambling	Other behaviour	None reported	Total
Secondary problem reported	Drugs	0	38	1	0	0	39
	Alcohol	30	0	0	0	0	30
	Gambling	1	3	0	0	0	4
	Other behaviour	2	1	0	0	0	3
	None reported	240	99	11	1	40	391
	<b>Total</b>	<b>273</b>	<b>141</b>	<b>12</b>	<b>1</b>	<b>40</b>	<b>467</b>

**Addictions: Number of new & re-contact cases opened by specified primary problem and year**



## Addictions: Total number of new and re-contact cases worked with by specified primary problem reported\* and secondary problem reported\*

January – December 2020

		Primary drug reported									
		Alcohol	Heroin	Cocaine (powder)	Cocaine (crack)	Cannabis	Synthetic cannabis	Snowballing	Gambling/other behaviours	None reported	Total
Secondary drug reported	Cocaine (powder)	18	21	0	5	4	0	0	0	0	48
	Cannabis	7	11	11	7	1	2	0	0	0	39
	Heroin	5	2	8	17	2	0	0	0	0	34
	Alcohol	0	3	12	3	1	1	0	0	0	20
	Cocaine (crack)	3	12	2	0	2	1	0	0	0	20
	Ecstasy	0	4	1	0	0	0	0	0	0	5
	Benzodiazepine	0	0	3	0	0	0	0	0	0	3
	LSD	0	1	0	0	1	0	0	0	0	2
	Synthetic cannabis	0	0	0	2	0	0	0	0	0	2
	Amphetamines	0	0	0	0	0	0	0	1	0	1
	Gambling/other behaviours	2	0	0	0	0	0	0	0	0	2
	None reported	95	43	34	23	29	9	1	12	45	291
<b>Total</b>	<b>130</b>	<b>97</b>	<b>71</b>	<b>57</b>	<b>40</b>	<b>13</b>	<b>1</b>	<b>13</b>	<b>45</b>	<b>467</b>	

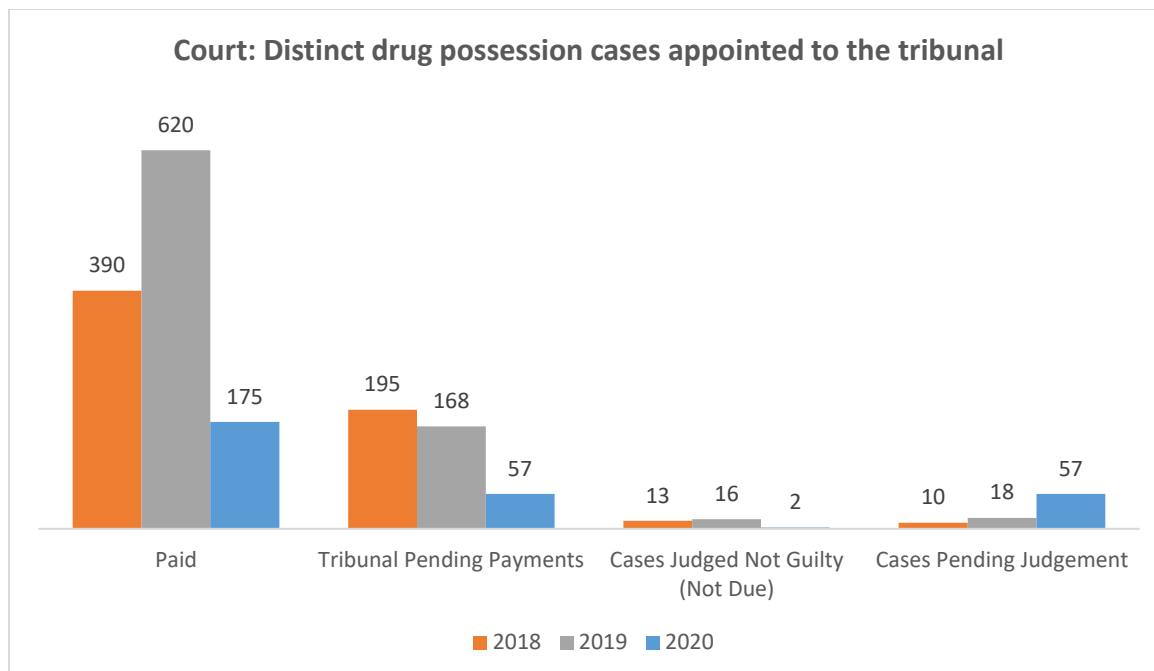
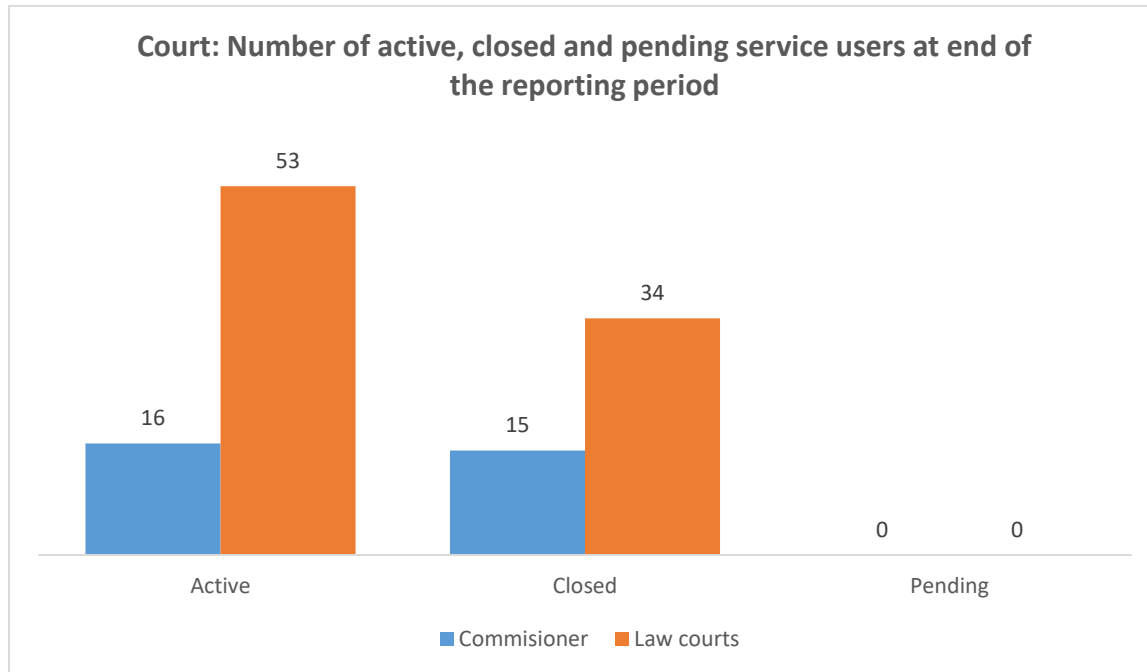
\* Please note that this is the primary and secondary drug reported by new index service users at the time when the First Contact Sheet was filled in and it is the primary or secondary drug used in the last 12 months. None reported refer to individuals who did not report using a drug in the last 12 months e.g. service users in a rehabilitation program for 12 months, or service users previously in prison program etc.

**Addictions: Number of new & re-contact cases worked with  
at the Drugs Community Service (DCT) and Alcohol & Gambling Community  
Service (AGCT) by primary problem and year**

		2017	2018	2019
<b>DCT</b>	Heroin	110	144	132
	Cocaine	84	135	130
	Cannabis	30	57	54
	Synthetic cannabis	14	20	17
	Ecstasy	1	1	2
	Alcohol	0	0	1
	GHB	0	0	1
	Other opiates	0	1	0
	Amphetamines	1	0	1
	Snowballing	0	5	0
	None reported	52	0	0
	<b>Total</b>	<b>292</b>	<b>363</b>	<b>338</b>
		2017	2018	2019
<b>AGCT</b>	Alcohol	154	124	140
	Gambling	15	19	16
	<b>Total</b>	<b>169</b>	<b>143</b>	<b>156</b>

# Court Services

## Case Activity<sup>5</sup>



<sup>5</sup> A new data collection system and reporting format was introduced in 2018.

## Court: Distinct drug possession cases appointed to the tribunal

January – December 2020

	Resident of Malta	Non-resident	Total
Paid	110	65	175
Tribunal pending payments	37	20	57
Cases judged not guilty (not due)	1	1	2
Cases pending judgement	46	11	57
<b>Total</b>	<b>194</b>	<b>97</b>	<b>291</b>

## Court: Number of psychotherapy cases worked with each month

January – December 2020

	Jan	Feb	Mar	Apr	May	Jun	Jul	Aug	Sep	Oct	Nov	Dec
New	2	0	0	2	1	3	0	2	0	0	1	1
Known	17	19	18	13	15	16	18	15	17	17	16	17
<b>Total</b>	<b>19</b>	<b>19</b>	<b>18</b>	<b>15</b>	<b>16</b>	<b>19</b>	<b>18</b>	<b>17</b>	<b>17</b>	<b>17</b>	<b>17</b>	<b>18</b>
Closed	0	1	5	0	0	0	3	0	0	1	0	0
Still active at end of the month	19	18	13	15	16	18	15	17	17	16	17	18

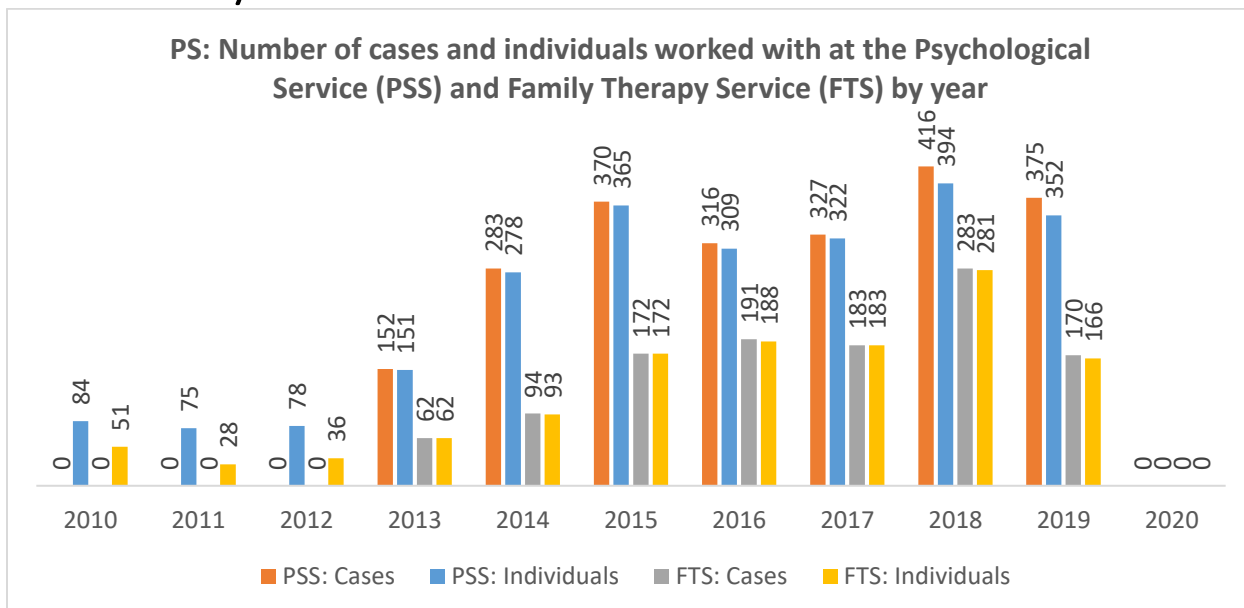
## Court: Number of interventions and reports conducted by the psychotherapy service

January – December 2020

	Jan	Feb	Mar	Apr	May	Jun	Jul	Aug	Sep	Oct	Nov	Dec
Interventions	57	54	39	68	70	76	60	68	70	64	70	76
Reports	117	114	99	108	110	116	108	112	114	110	115	117

# Psychotherapeutic Services (PS)

## Case Activity<sup>6</sup>

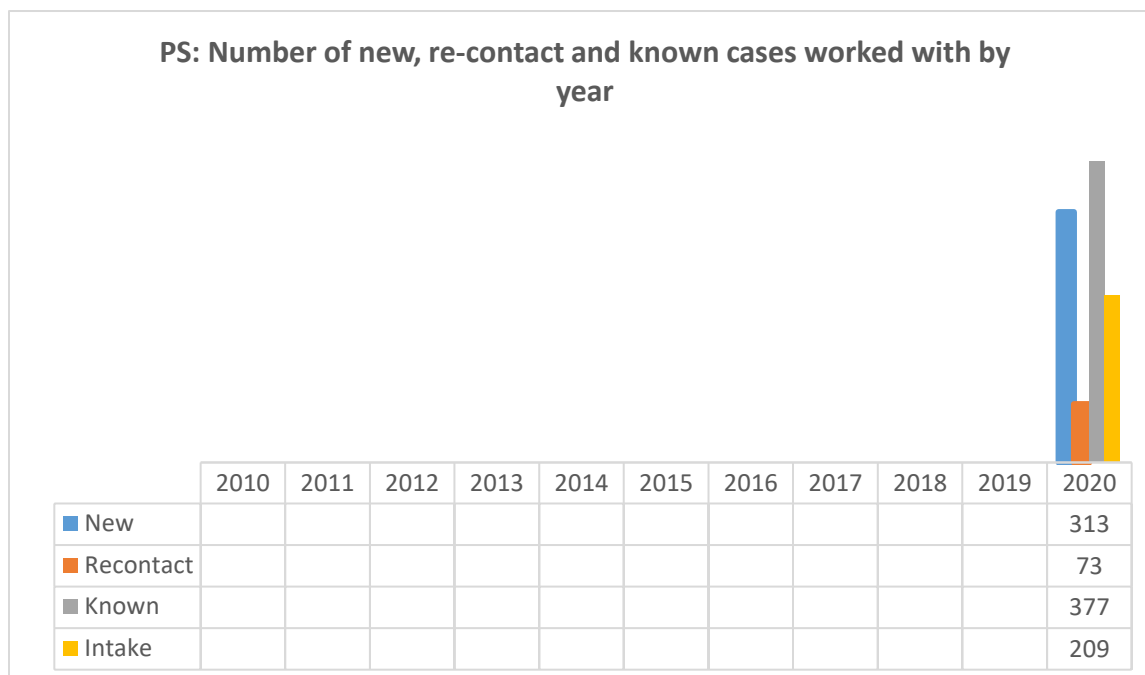


<sup>6</sup> A new data collection system and reporting format was introduced in 2020. The service also amalgamated the Psychological service (PSS) with the Family Therapy service (FTS) into one service in 2020.

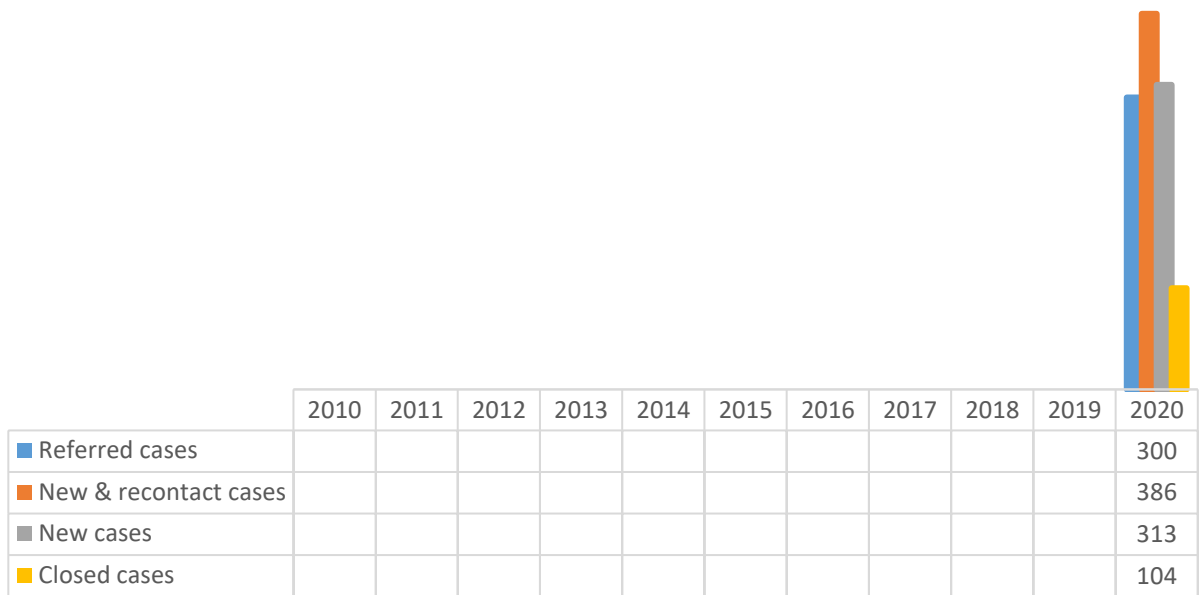
**PS: Number of new, re-contact and known cases worked with at the Psychological Service (PSS) and Family Therapy Service (FTS) by year**

		2010	2011	2012	2013	2014	2015	2016	2017	2018	2019
PSS	New	-	-	-	104	130	138	81	104	124	106
	Re-contact	-	-	-	45	141	207	222	213	263	233
	Known	-	-	-	3	12	25	13	10	29	36
	<b>Total</b>	-	-	-	<b>152</b>	<b>283</b>	<b>370</b>	<b>316</b>	<b>327</b>	<b>416</b>	<b>375</b>
		2010	2011	2012	2013	2014	2015	2016	2017	2018	2019
FTS	New	-	-	-	51	36	85	64	45	75	33
	Re-contact	-	-	-	10	57	86	120	134	201	133
	Known	-	-	-	1	1	1	7	4	7	4
	<b>Total</b>	-	-	-	<b>62</b>	<b>94</b>	<b>172</b>	<b>191</b>	<b>183</b>	<b>283</b>	<b>170</b>

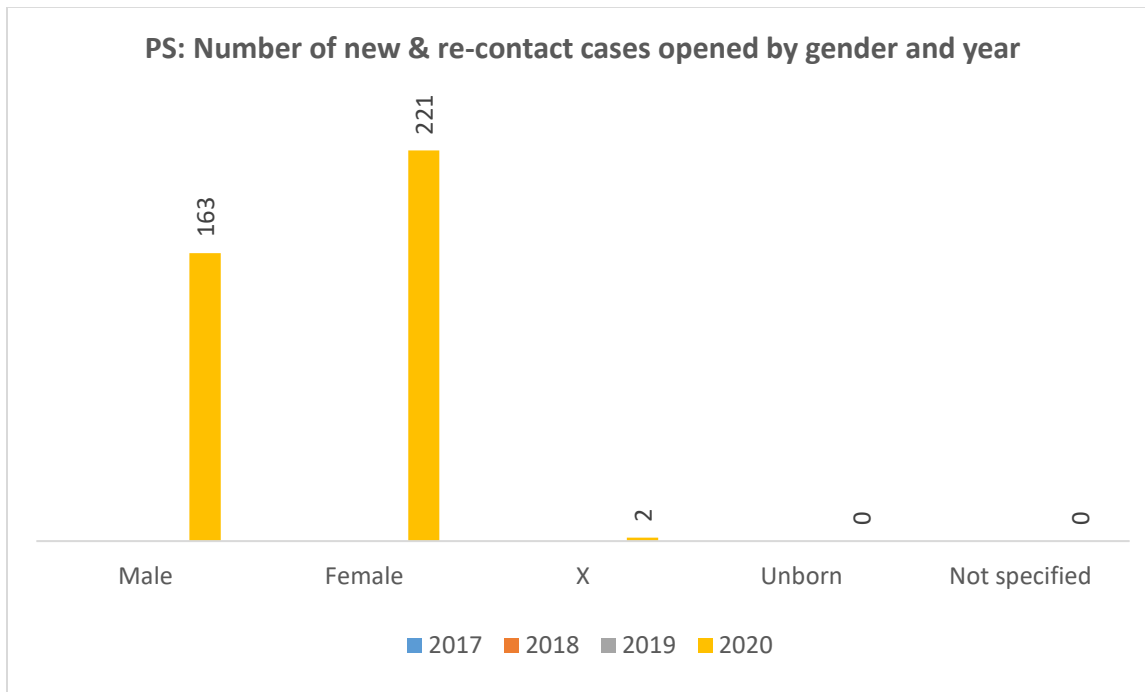
**PS: Number of new, re-contact and known cases worked with by year**



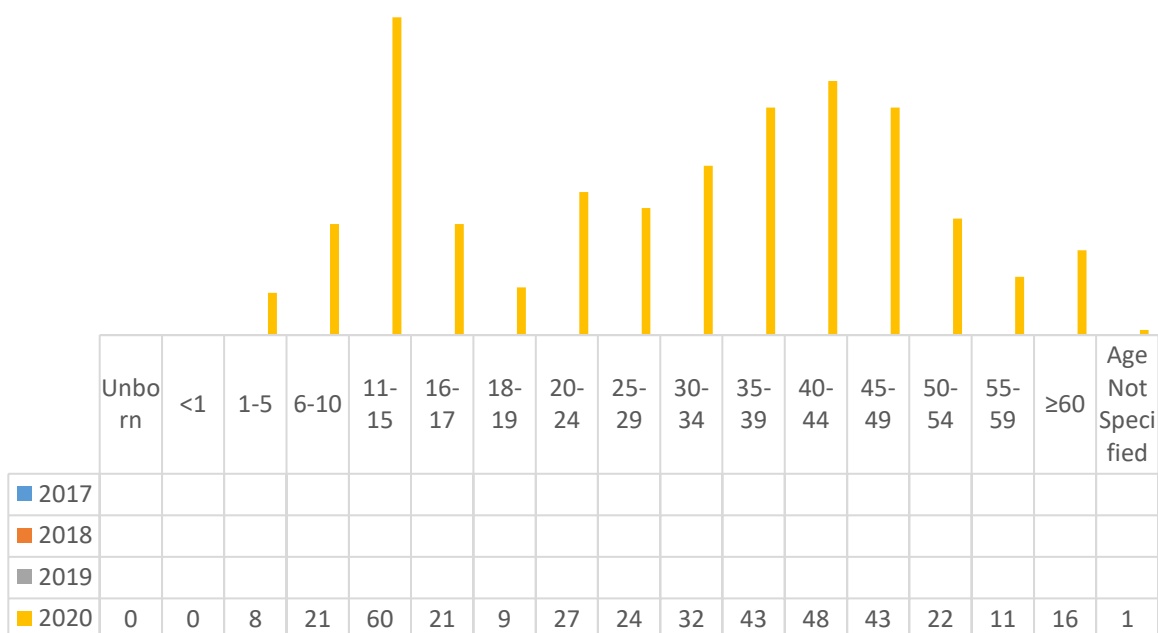
PS: Number of referred, new & re-contact, new and closed cases by year



## Details Regarding New and Re-contact Cases Opened



PS: Number of new & re-contact cases opened by age category and year

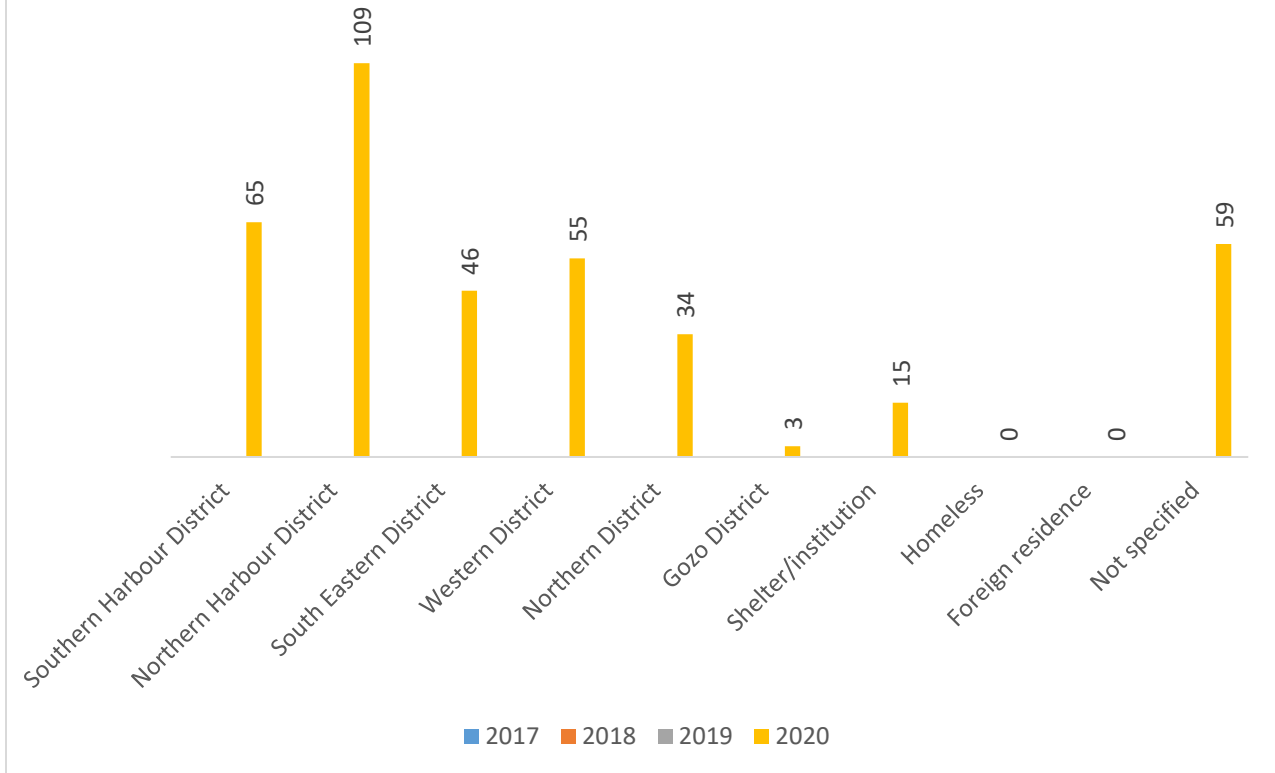


PS: Number of new and re-contact cases opened by gender and age

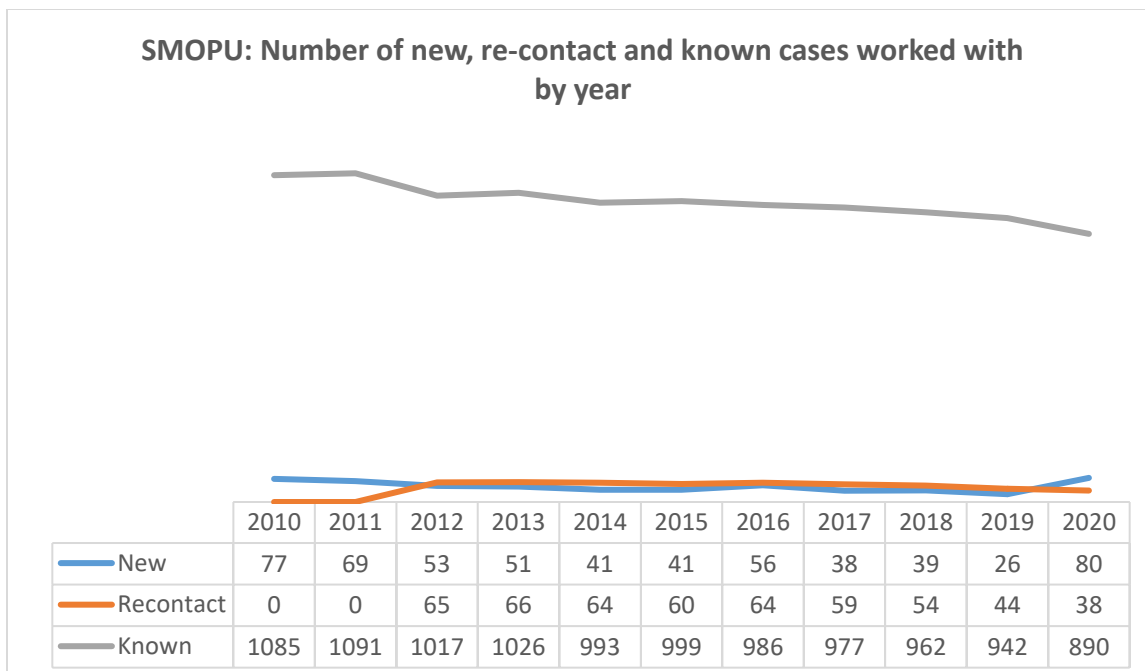
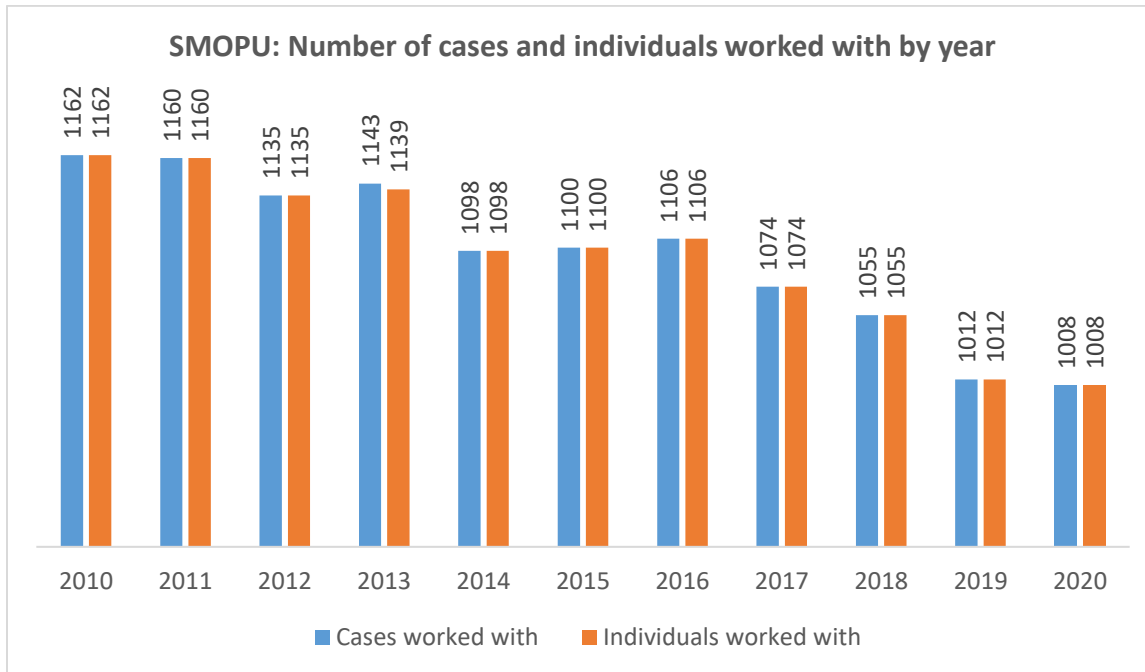
January – December 2020

	Male	Female	X	Unborn	Not specified	Total
Unborn	0	0	0	0	0	0
<1	0	0	0	0	0	0
1-5	1	7	0	0	0	8
6-10	9	12	0	0	0	21
11-15	17	42	1	0	0	60
16-17	8	13	0	0	0	21
18-19	6	3	0	0	0	9
20-24	12	15	0	0	0	27
25-29	10	13	1	0	0	24
30-34	16	16	0	0	0	32
35-39	17	26	0	0	0	43
40-44	20	28	0	0	0	48
45-49	19	24	0	0	0	43
50-54	12	10	0	0	0	22
55-59	6	5	0	0	0	11
≥60	10	6	0	0	0	16
Not specified	0	1	0	0	0	1
<b>Total</b>	<b>163</b>	<b>221</b>	<b>2</b>	<b>0</b>	<b>0</b>	<b>386</b>

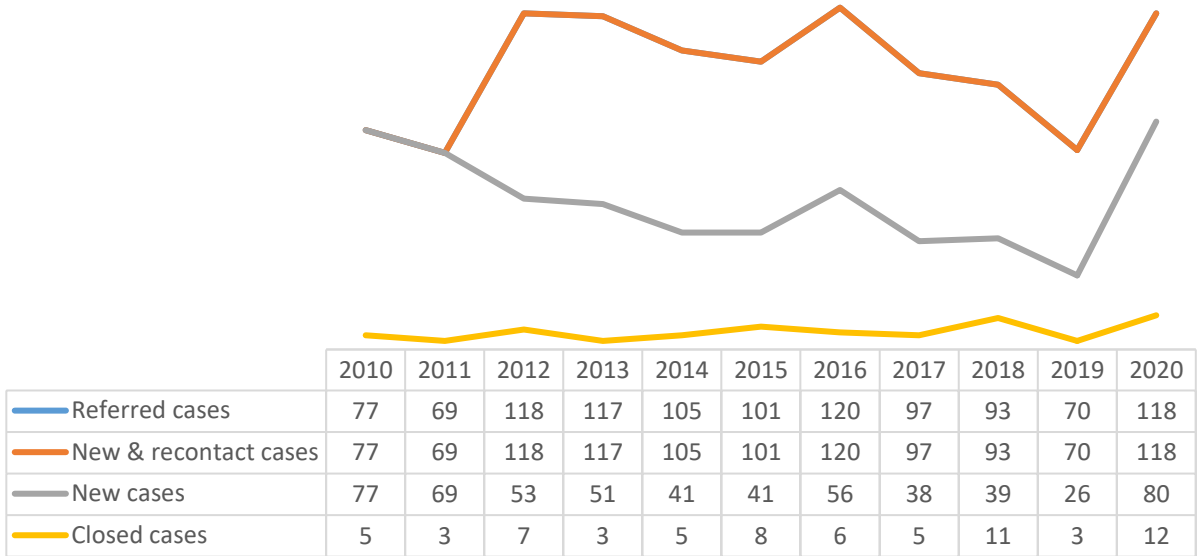
PS: Number of new & re-contact cases opened by district and year



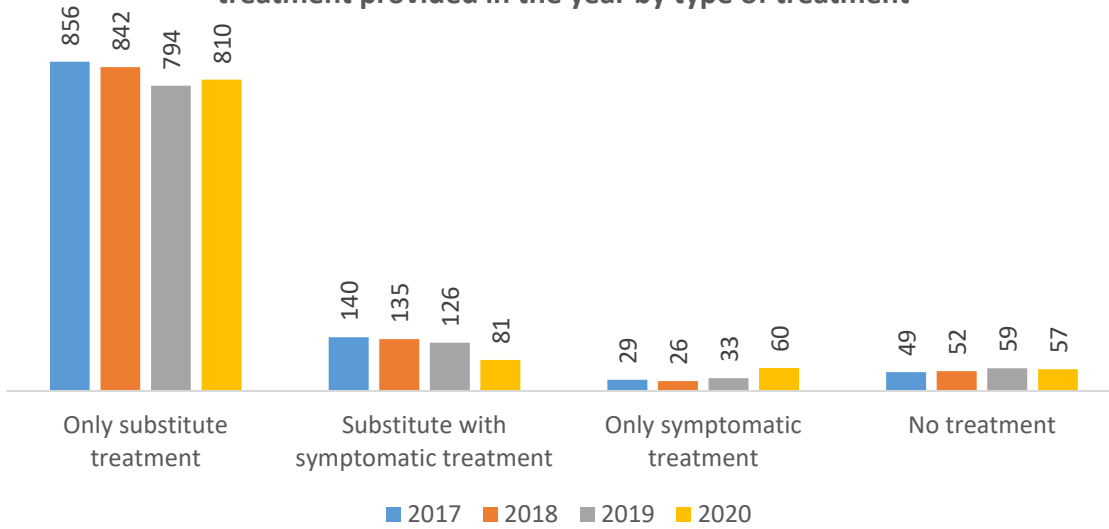
# Substance Misuse Out-Patient Unit (SMOPU) Case Activity

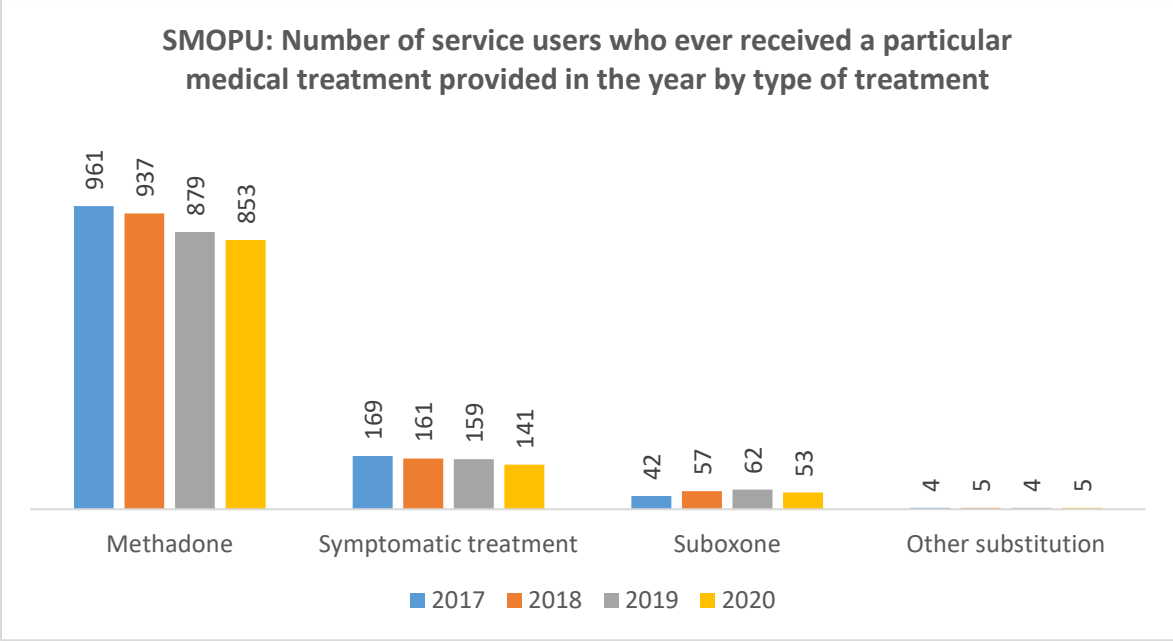


**SMOPU: Number of referred, new & re-contact, new and closed cases by year**

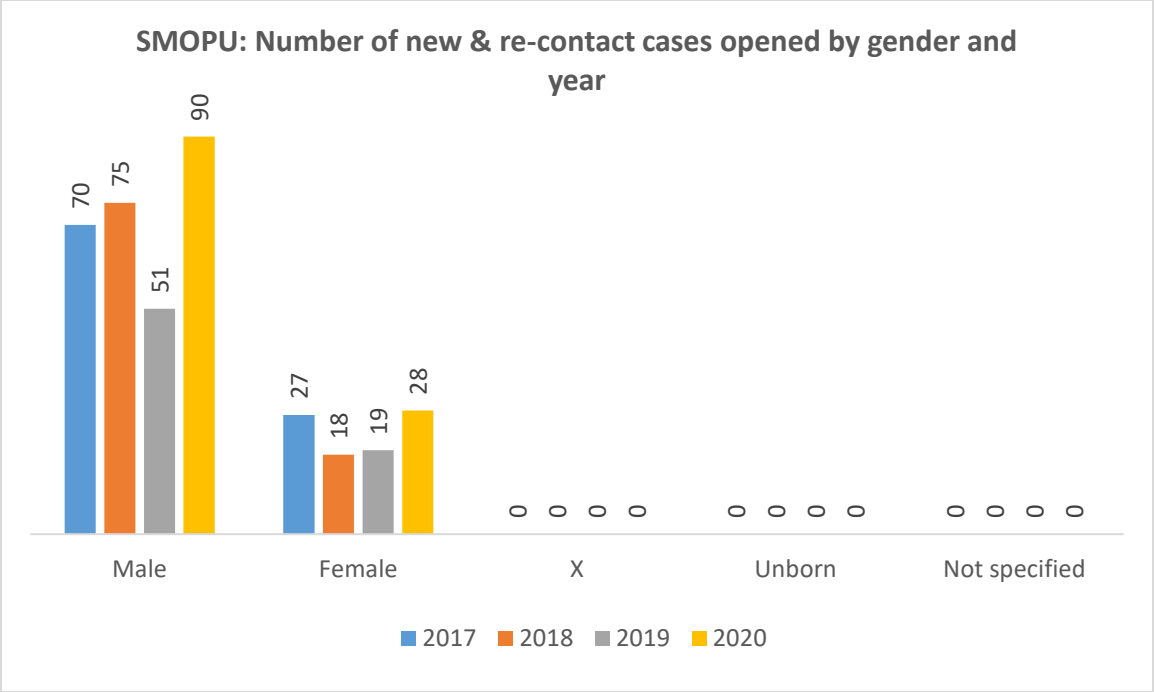


**SMOPU: Total number of service users who ever received medical treatment provided in the year by type of treatment**

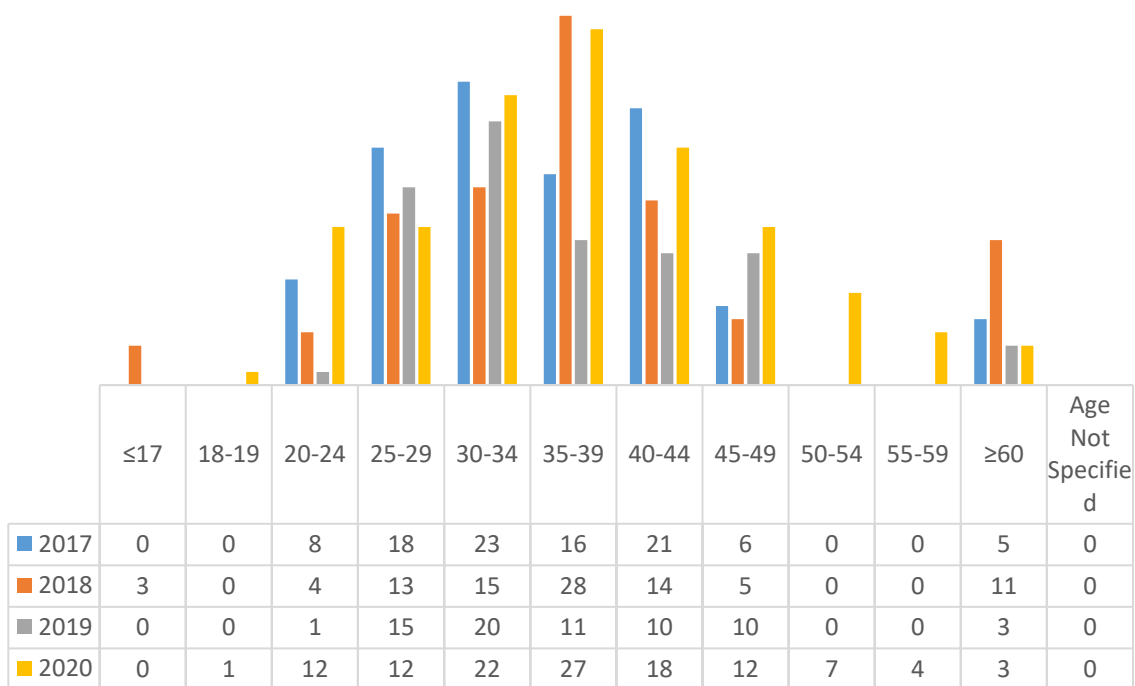




### Details Regarding New and Re-contact Cases Opened



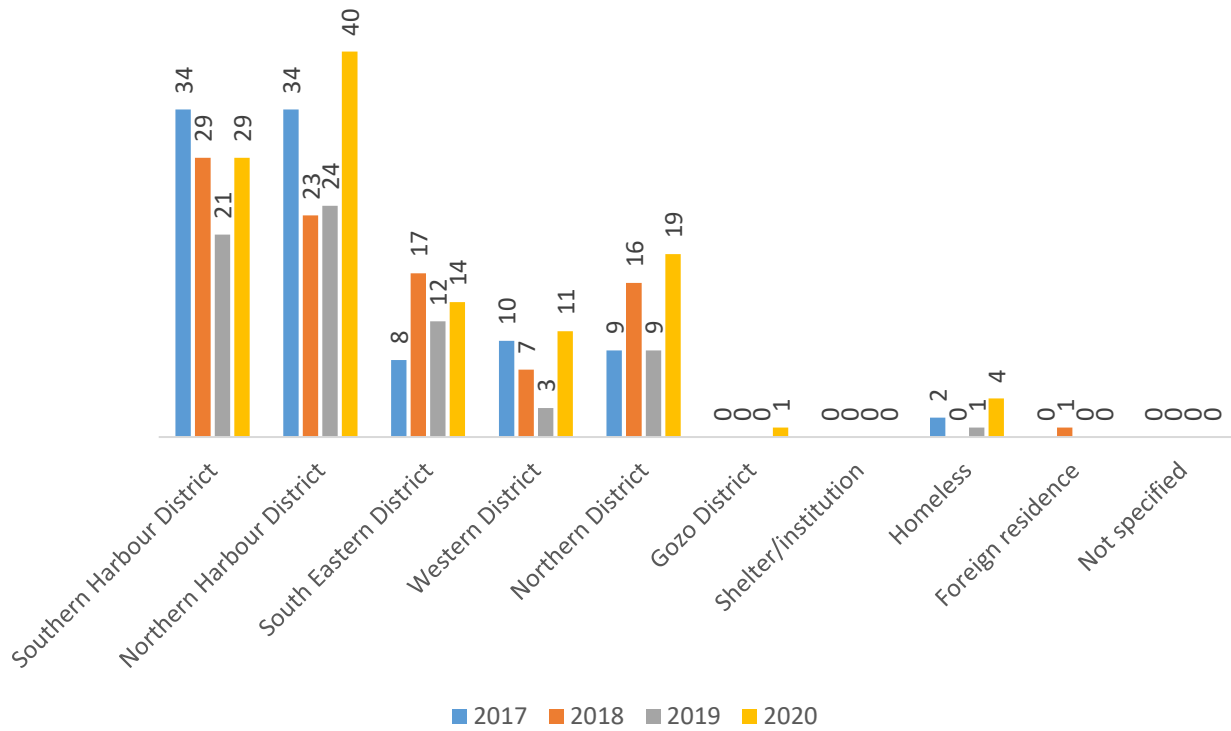
**SMOPU: Number of new & re-contact cases opened by age category and year**



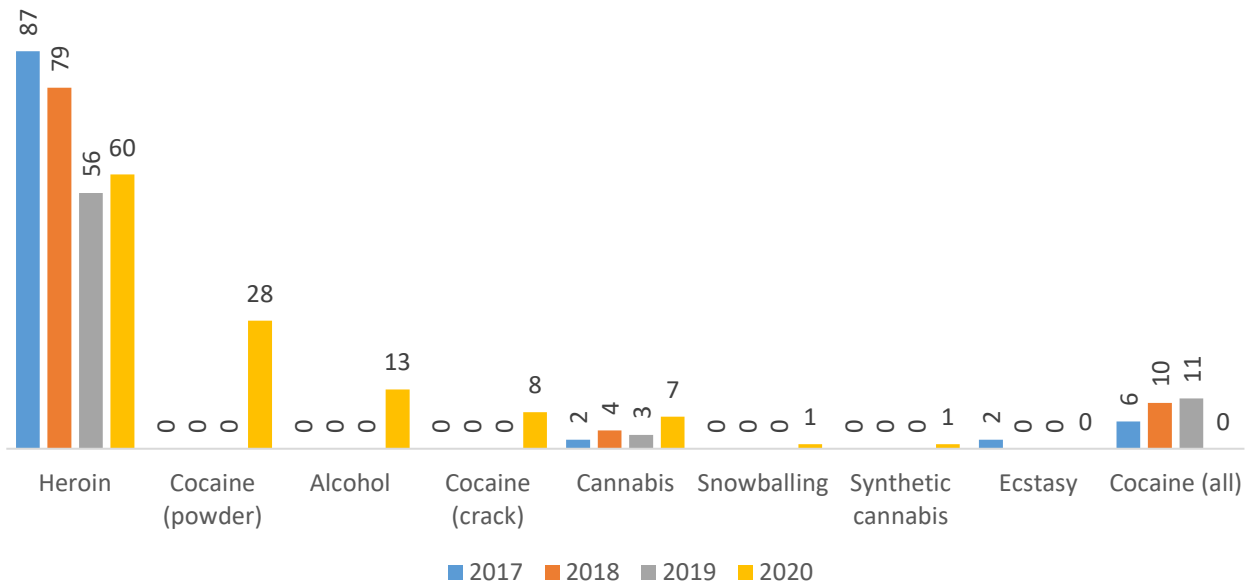
**SMOPU: Number of new & re-contact cases opened by age and gender  
January – December 2020**

	Male	Female	X	Not specified	Total
≤17	0	0	0	0	0
18-19	1	0	0	0	1
20-24	10	2	0	0	12
25-29	10	2	0	0	12
30-34	16	6	0	0	22
35-39	23	4	0	0	27
40-44	14	4	0	0	18
45-49	6	6	0	0	12
50-54	6	1	0	0	7
55-59	2	2	0	0	4
≥60	2	1	0	0	3
Not specified	0	0	0	0	0
<b>Total</b>	<b>90</b>	<b>28</b>	<b>0</b>	<b>0</b>	<b>118</b>

**SMOPU: Number of new & re-contact cases opened by district and year**



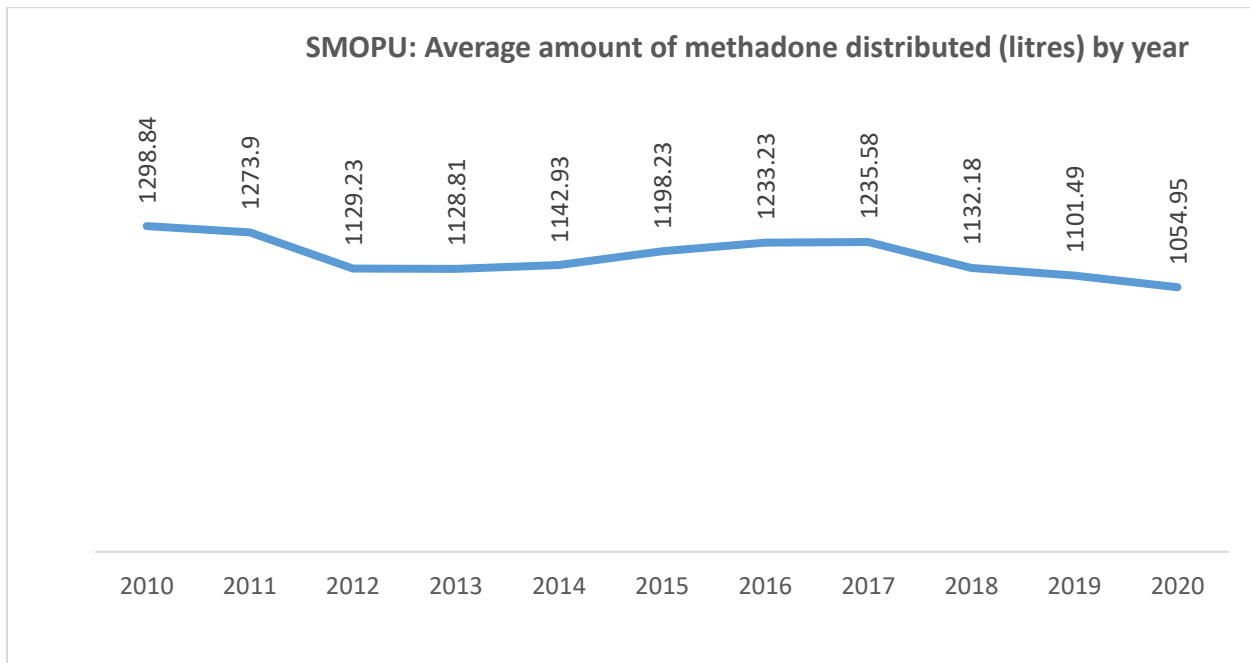
**SMOPU: Number of new & re-contact cases opened by primary drug and year**



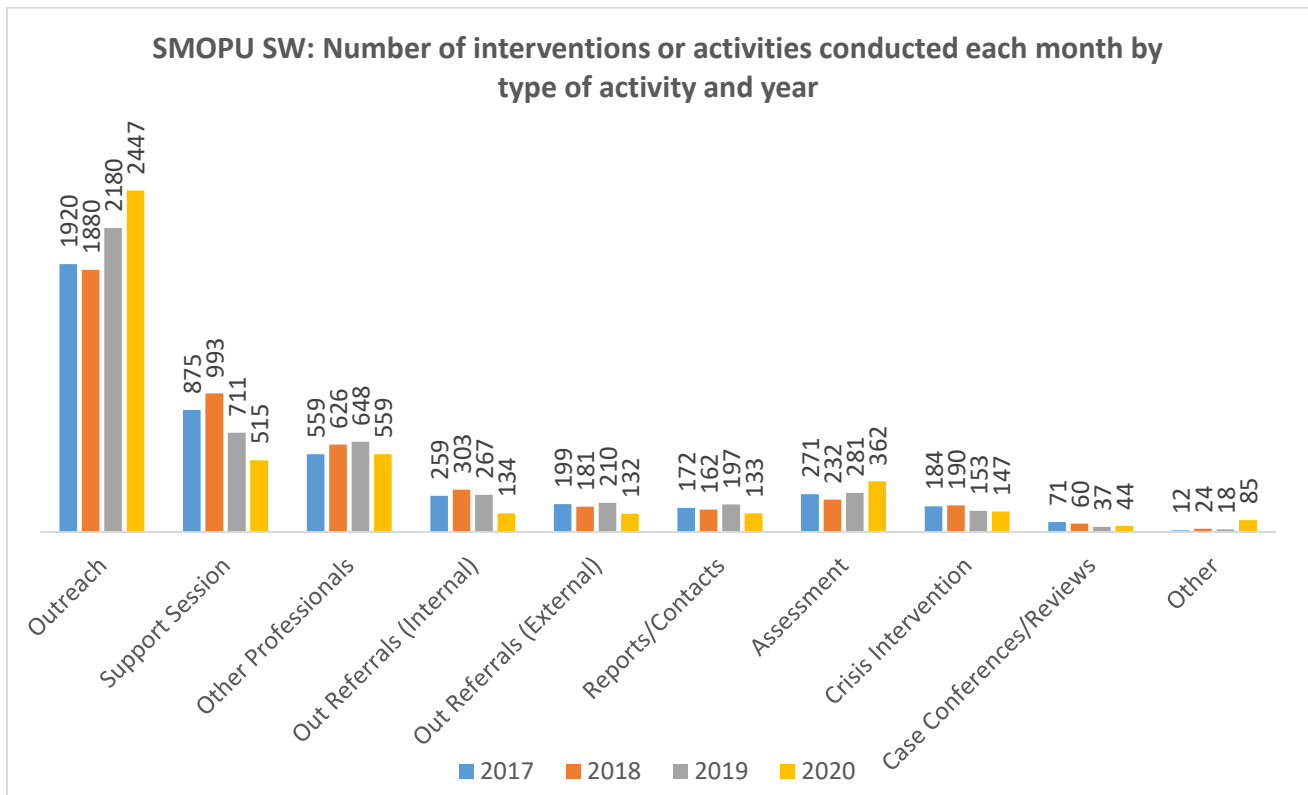
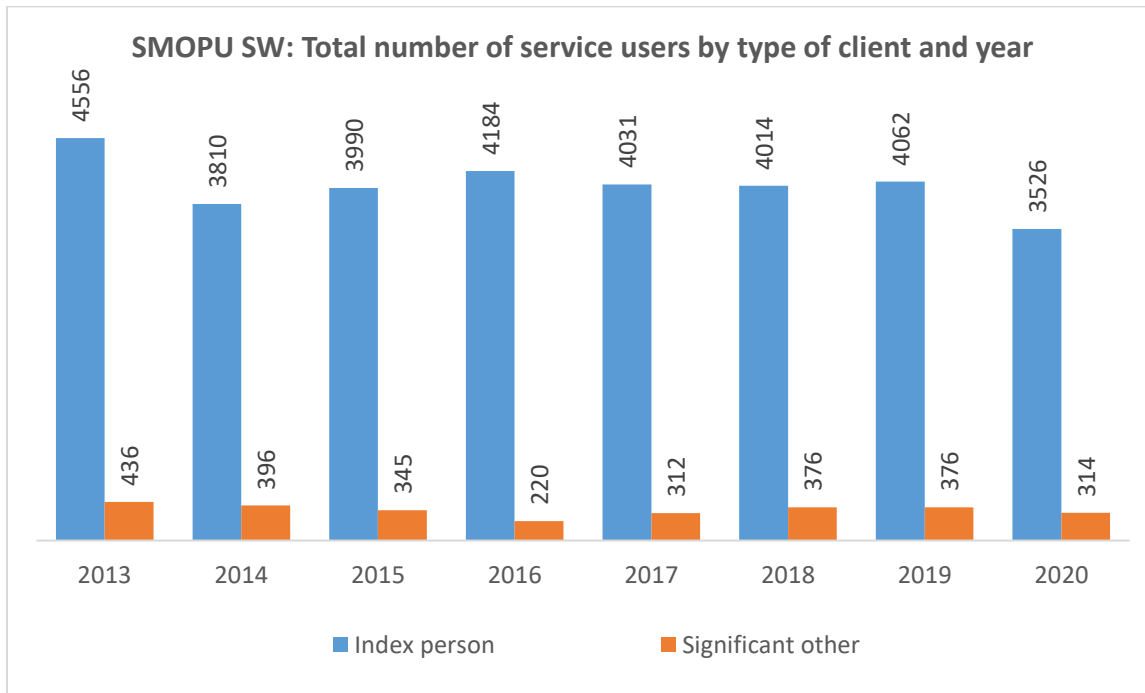
**SMOPU: Total number of new and re-contact cases opened by primary drug reported\* and secondary drug reported\*  
January – December 2020**

		Primary drug reported									
		Heroin	Cocaine (powder)	Alcohol	Cannabis	Cocaine (crack)	Synthetic cannabis	Snowballing	Other opiates	None reported	Total
Secondary drug reported	Cannabis	12	2	0	0	2	0	0	0	0	16
	Cocaine (crack)	8	0	1	1	0	0	1	0	0	11
	Cocaine (powder)	8	0	2	1	0	0	0	0	0	11
	Alcohol	0	8	0	0	1	0	0	0	0	9
	Heroin	0	4	0	0	0	0	0	0	0	4
	Ecstasy	0	3	0	0	0	0	0	0	0	3
	LSD	2	0	0	1	0	0	0	0	0	3
	Non-barbiturates	1	0	0	0	0	0	0	0	0	1
	None reported	29	11	10	4	5	1	0	0	0	60
	<b>Total</b>	<b>60</b>	<b>28</b>	<b>13</b>	<b>7</b>	<b>8</b>	<b>1</b>	<b>1</b>	<b>0</b>	<b>0</b>	<b>118</b>

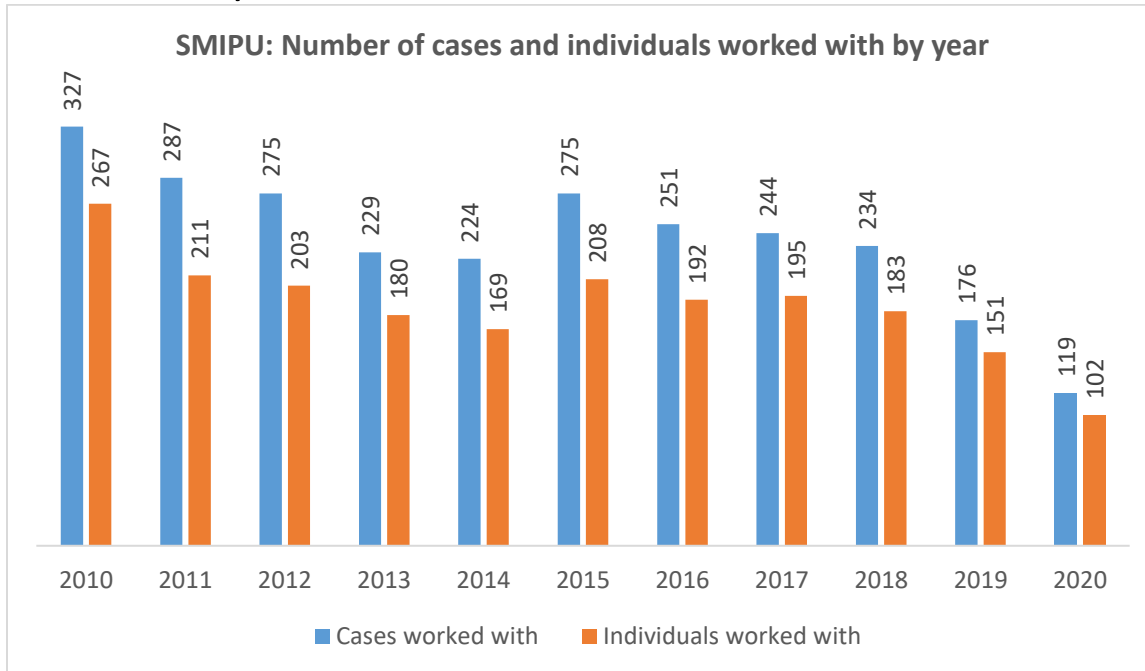
\* Please note that this is the primary and secondary drug reported by new index service users at the time when the First Contact Sheet was filled in and it is the primary or secondary drug used in the last 12 months. None reported refer to individuals who did not report using a drug in the last 12 months e.g. service users in a rehabilitation program for 12 months, or service users previously in prison program etc.



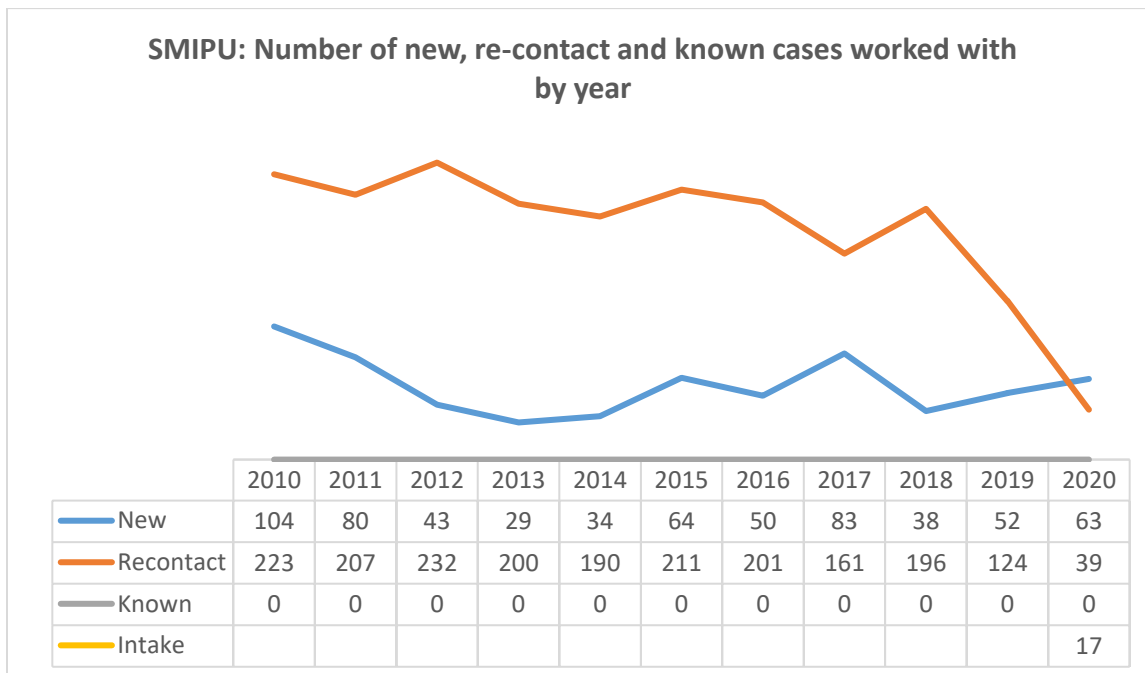
# Substance Misuse Out-Patient Unit Social Work Unit (SMOPU SW)



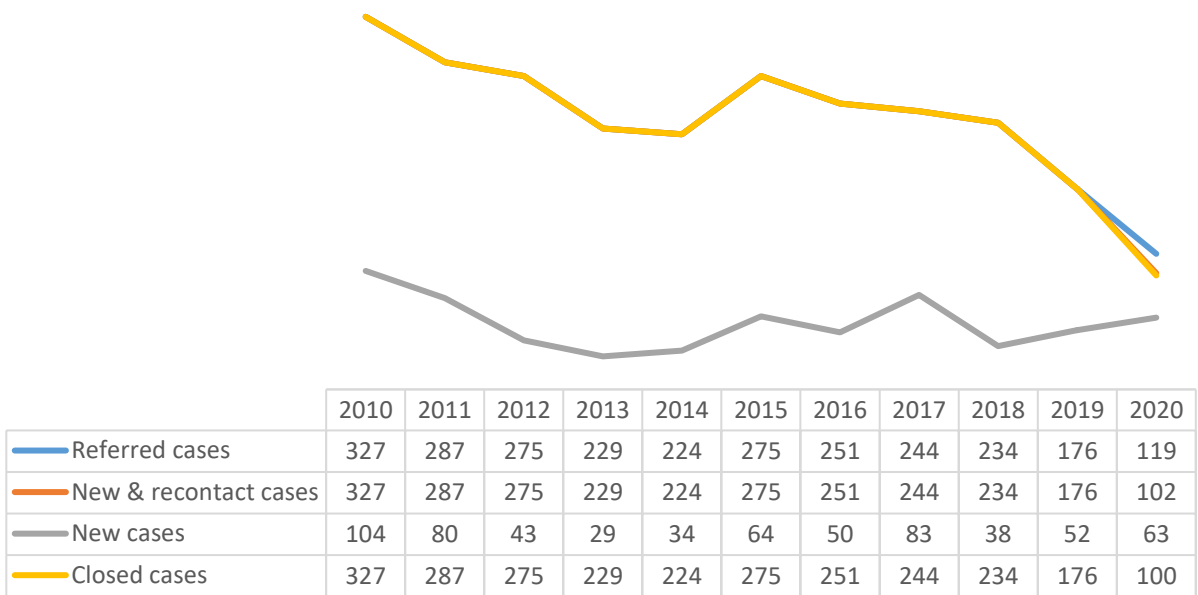
# Substance Misuse In-Patient Unit (SMIPU) Case Activity



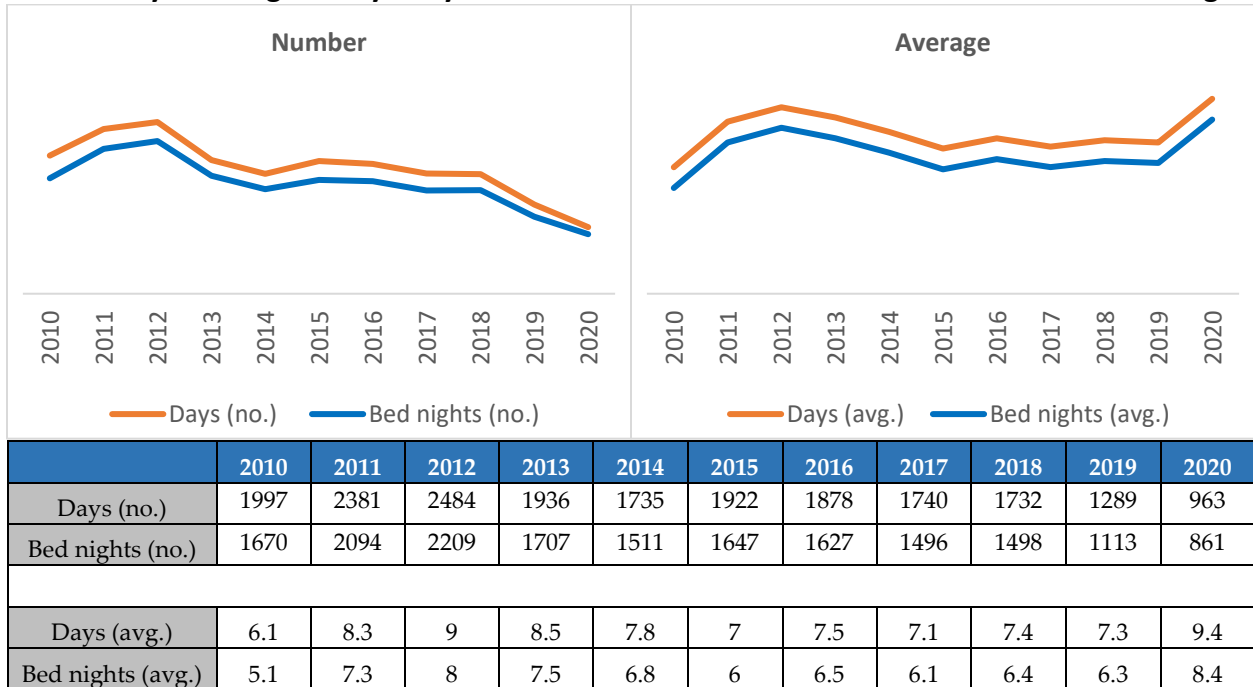
Due to the COVID-19 pandemic, between 14/03/2020 and 18/05/2020 the unit stopped providing substance misuse in-patient services and provided Homelessness shelter to a further 41 cases.



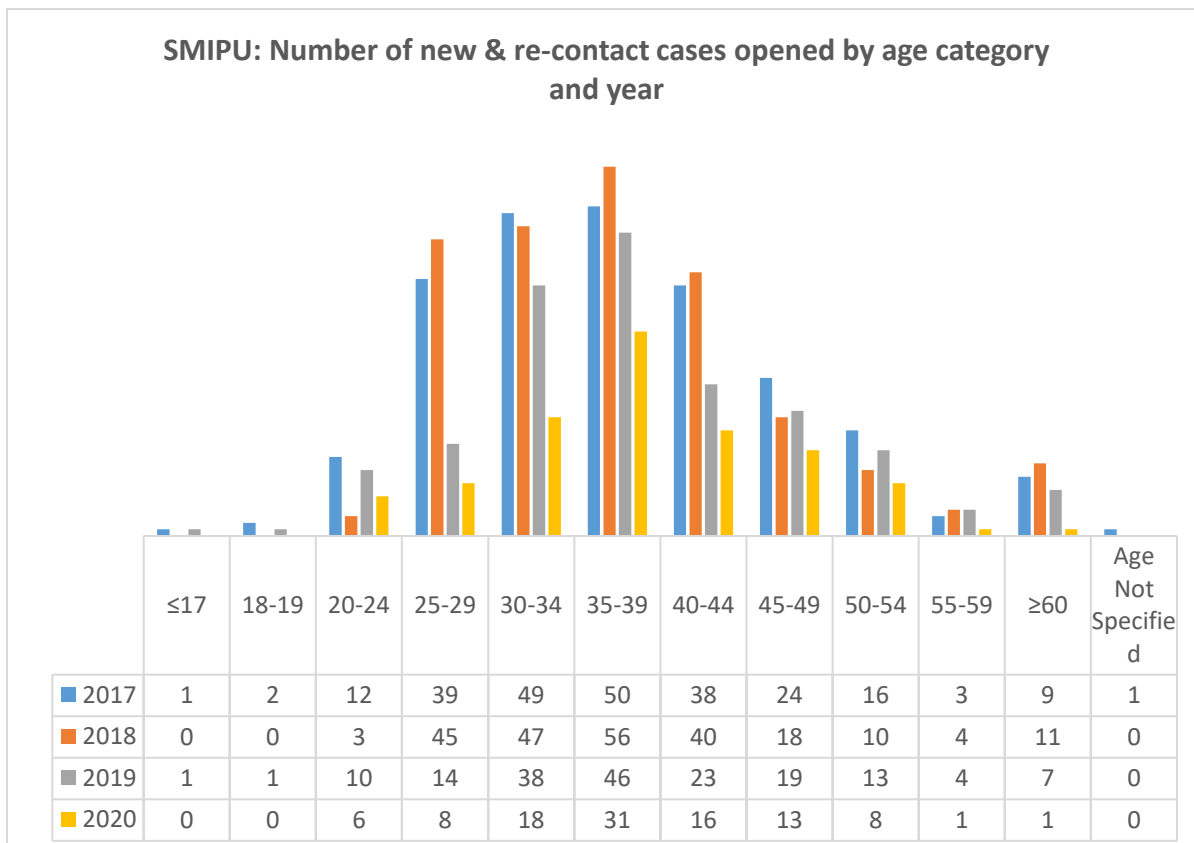
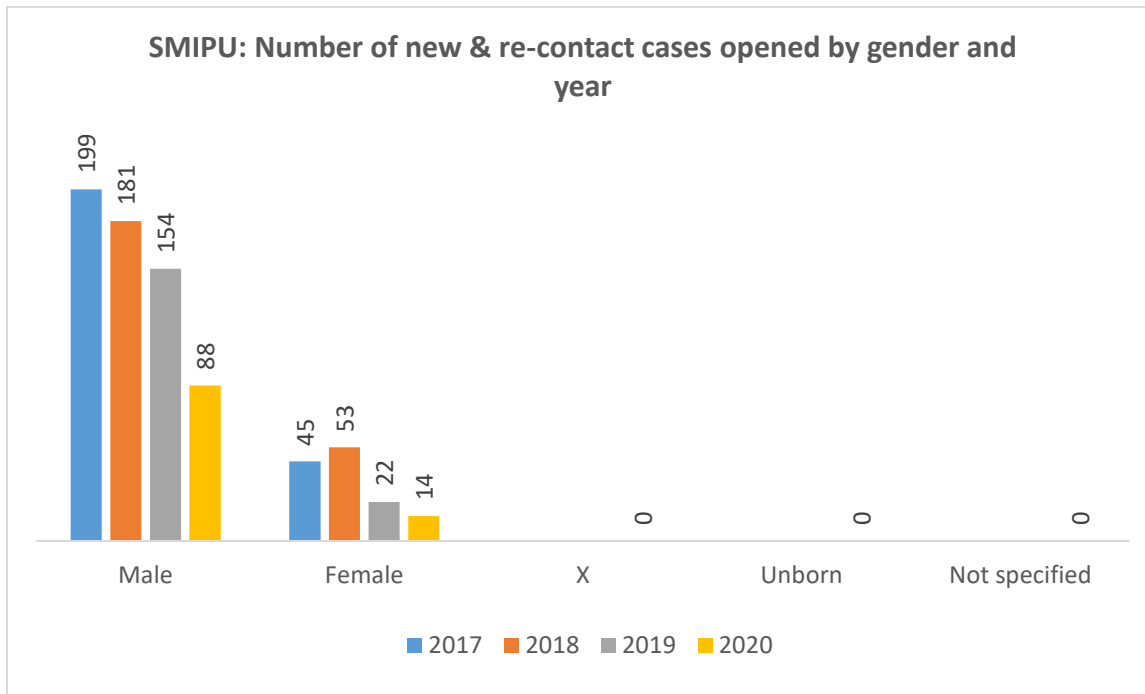
**SMIPU: Number of referred, new & re-contact, new and closed cases by year**



**SMIPU: Days and nights stayed by service users who attended SMIPU – Number and average**



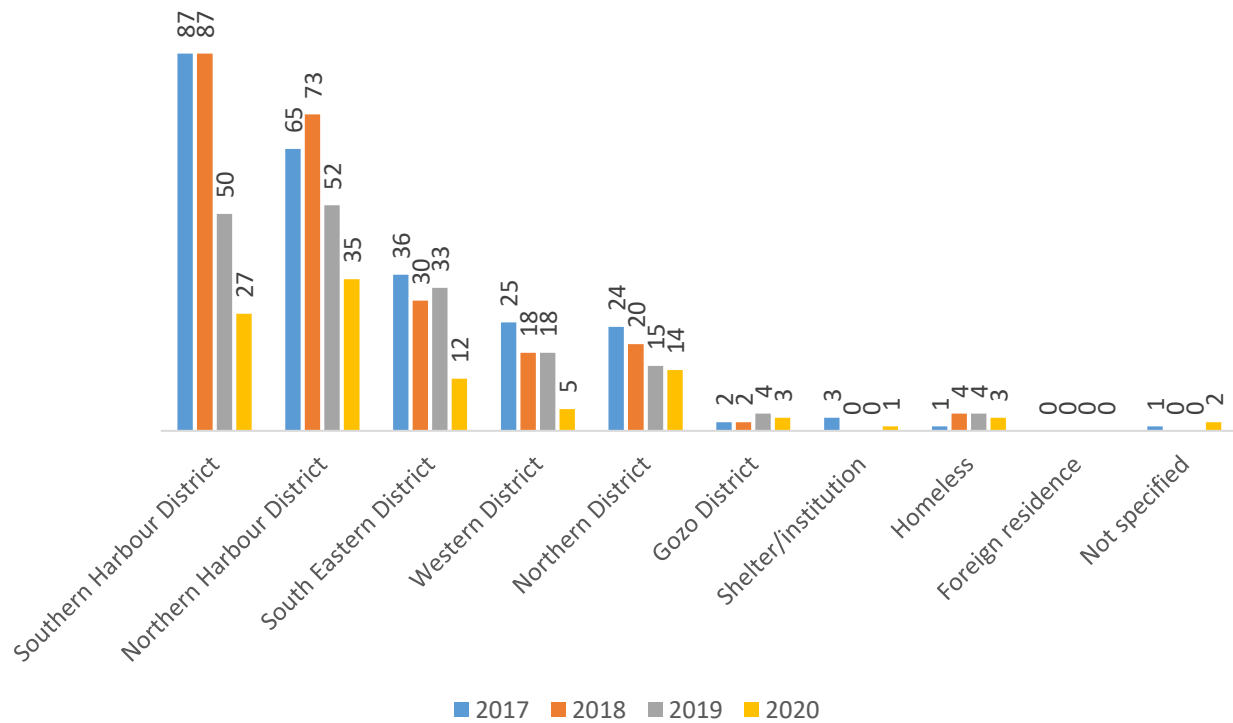
## Details Regarding New and Re-contact Cases Opened



### SMIPU: Number of new & re-contact cases opened by age and gender January – December 2020

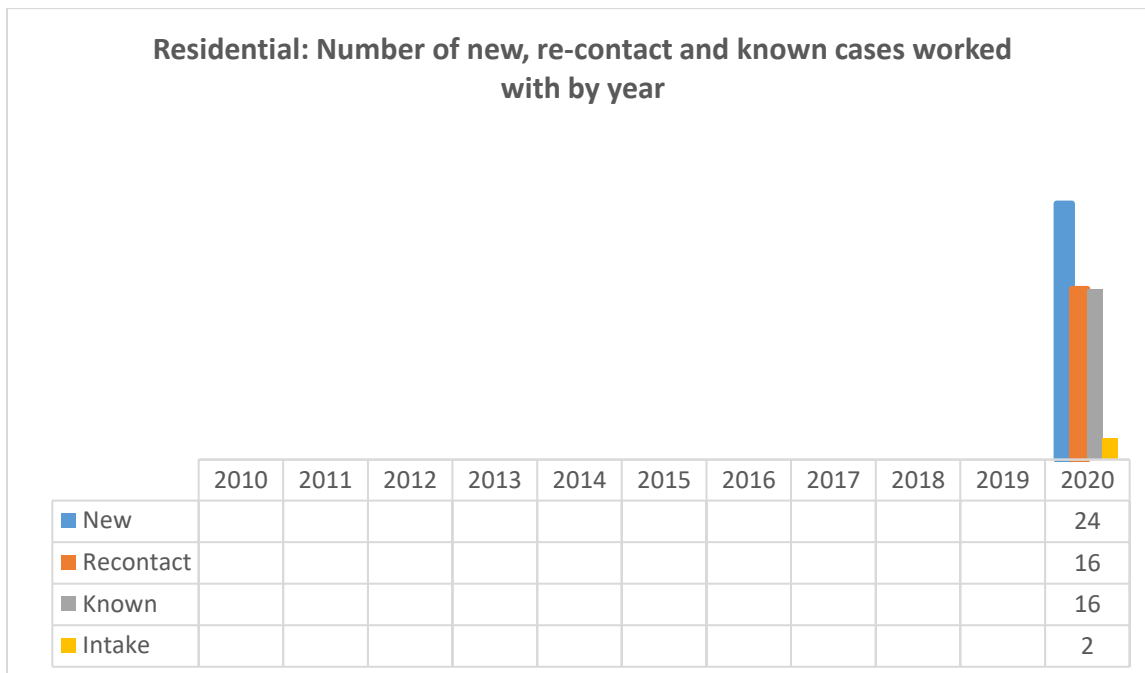
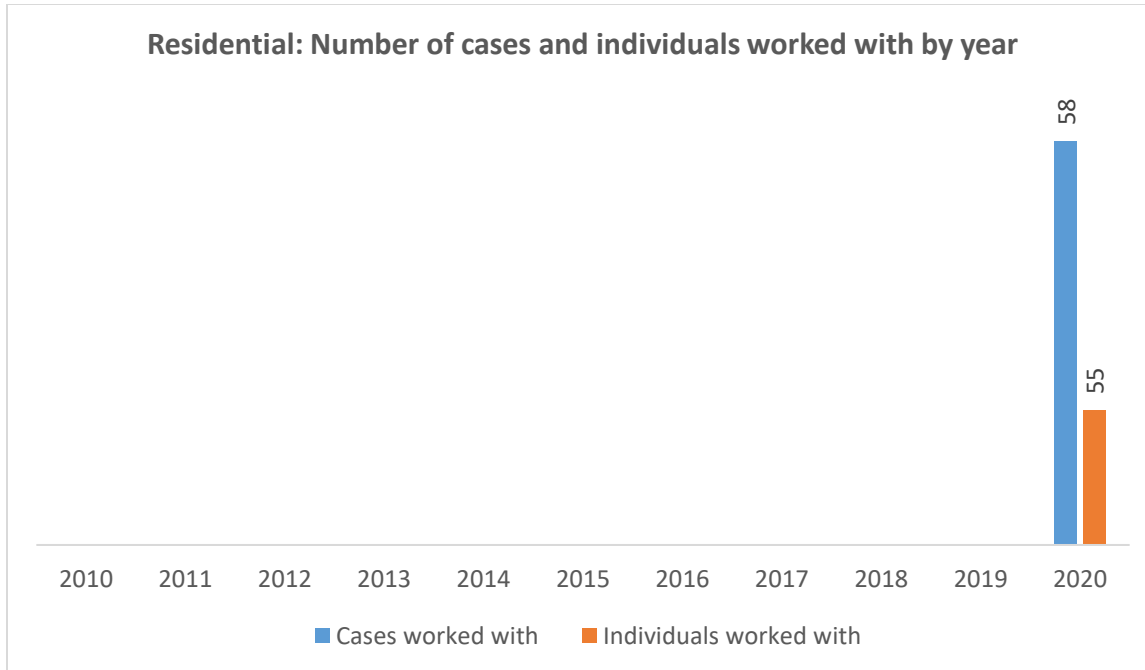
	Male	Female	X	Not specified	Total
≤17	0	0	0	0	0
18-19	0	0	0	0	0
20-24	6	0	0	0	6
25-29	6	2	0	0	8
30-34	14	4	0	0	18
35-39	26	5	0	0	31
40-44	13	3	0	0	16
45-49	13	0	0	0	13
50-54	8	0	0	0	8
55-59	1	0	0	0	1
≥60	1	0	0	0	1
Not specified	0	0	0	0	0
<b>Total</b>	<b>88</b>	<b>14</b>	<b>0</b>	<b>0</b>	<b>102</b>

### SMIPU: Number of new & re-contact cases opened by district and year




# Sedqa Residential Rehabilitation Programme

## Case Activity<sup>7</sup>



<sup>7</sup> Previously there were 3 rehabilitation centres (Kommunita Santa Marija, Assessment & Stabilisation Unit and Zerniq) but these were discontinued and 1 residential rehabilitation centre was formed in 2020.

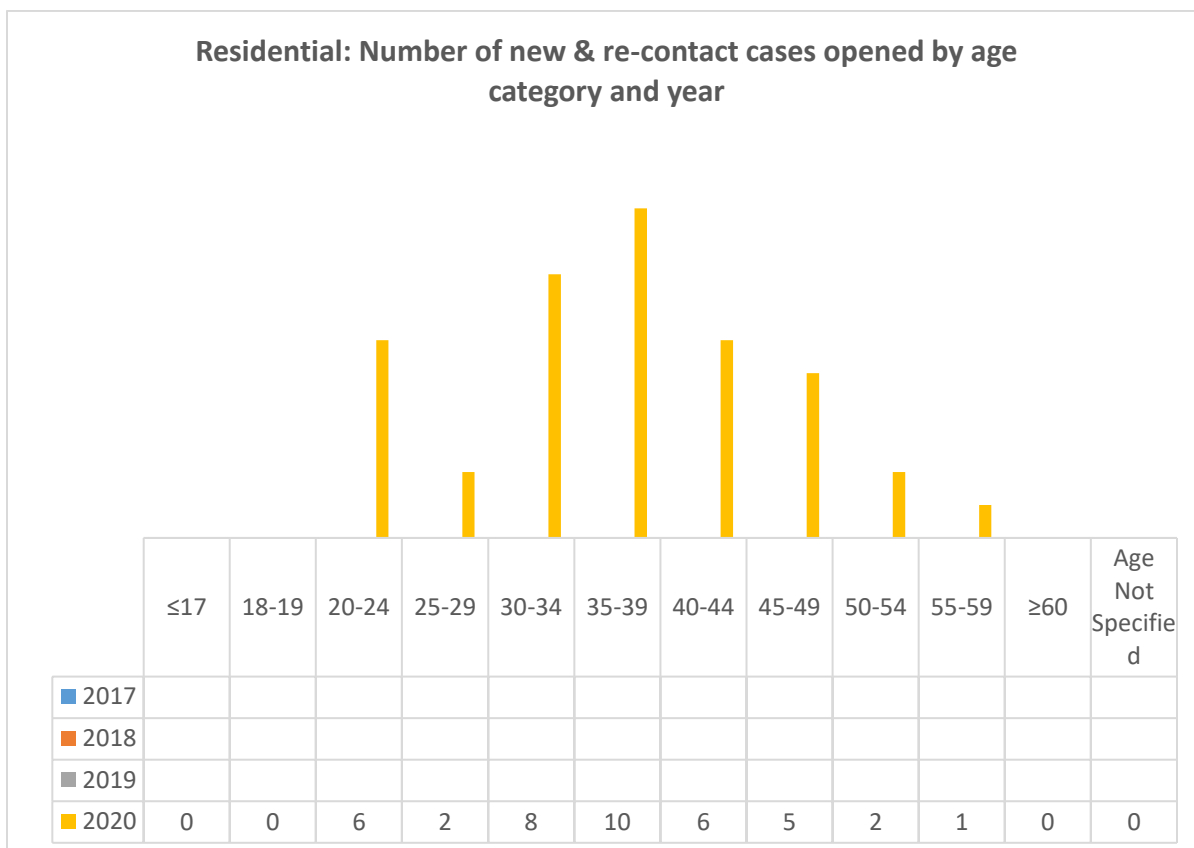
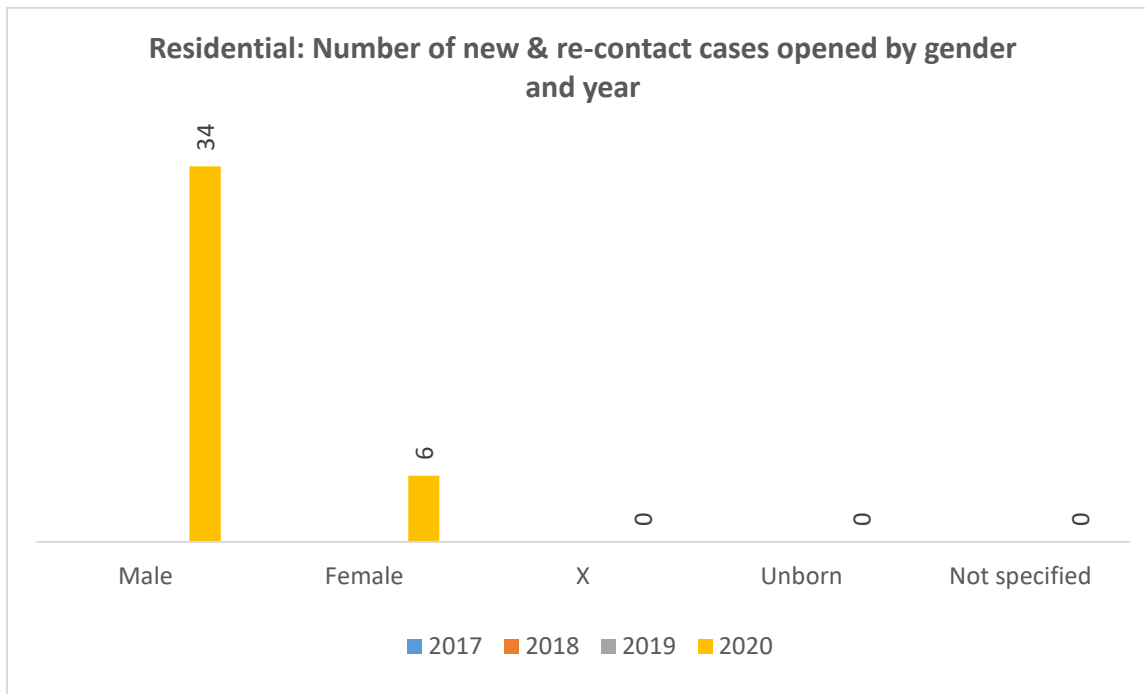
**Residential: Number of referred, new & re-contact, new and closed cases by year**



**Residential: Days and nights stayed by service users who attended Residential Rehabilitation Program– Number and average**

	2020
Days (no.)	6481
Bed nights (no.)	6425
Days (avg.)	115.73
Bed nights (avg.)	114.73

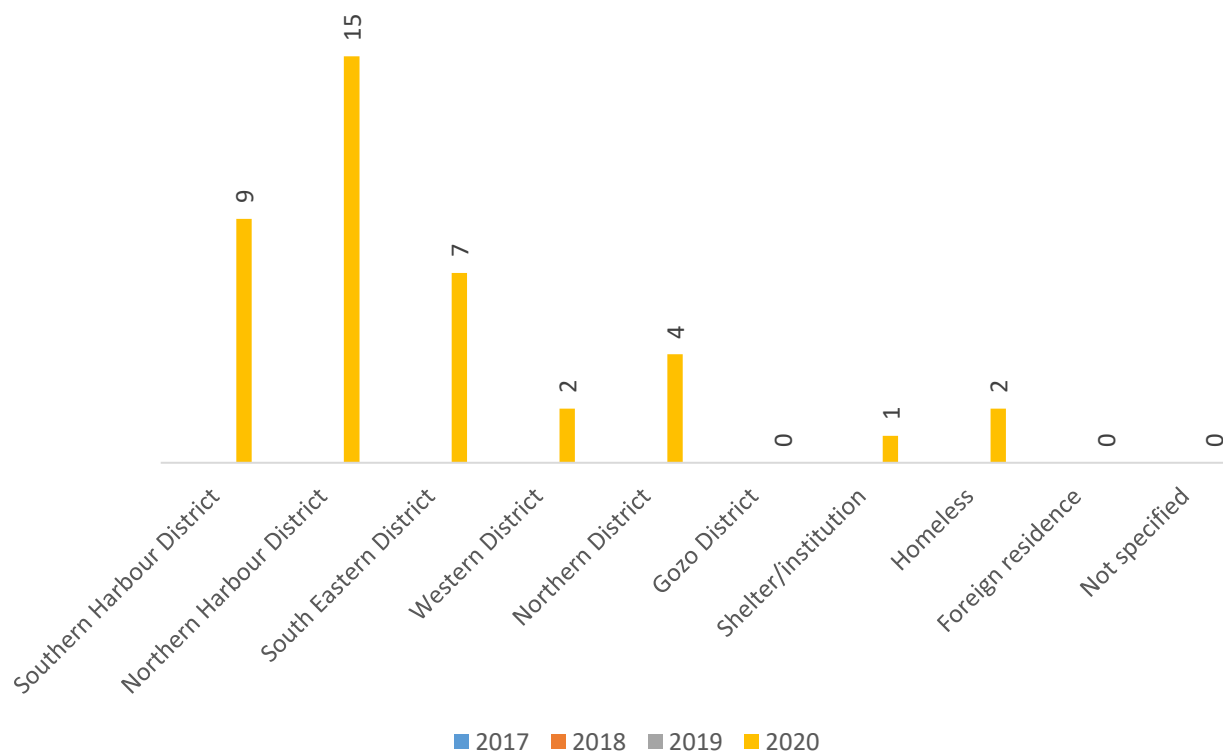
## Details Regarding New and Re-contact Cases Opened



**Residential: Number of new & re-contact cases opened by age and gender**  
**January – December 2020**

	Male	Female	X	Not specified	Total
≤17	0	0	0	0	0
18-19	0	0	0	0	0
20-24	6	0	0	0	6
25-29	1	1	0	0	2
30-34	8	0	0	0	8
35-39	9	1	0	0	10
40-44	4	2	0	0	6
45-49	3	2	0	0	5
50-54	2	0	0	0	2
55-59	1	0	0	0	1
≥60	0	0	0	0	0
Not specified	0	0	0	0	0
<b>Total</b>	<b>34</b>	<b>6</b>	<b>0</b>	<b>0</b>	<b>40</b>

**Residential: Number of new & re-contact cases opened by district and year**



**Residential: Total number of new and re-contact cases worked with by primary drug reported\* and secondary drug reported\***

**January – December 2020**

		Primary drug reported									
		Cocaine (powder)	Heroin	Cocaine (crack)	Synthetic cannabis	Alcohol	Cannabis	Ecstasy	Other opiates	None reported	Total
Secondary drug reported	Heroin	3	0	0	0	0	0	0	0	0	3
	Cocaine (powder)	0	2	0	0	0	0	0	0	0	2
	Alcohol	1	0	0	0	0	0	0	0	0	1
	Cannabis	0	0	1	0	0	0	0	0	0	1
	None reported	8	5	6	6	6	2	0	0	0	33
	<b>Total</b>	<b>12</b>	<b>7</b>	<b>7</b>	<b>6</b>	<b>6</b>	<b>2</b>	<b>0</b>	<b>0</b>	<b>0</b>	<b>40</b>

*\* Please note that this is the primary and secondary drug reported by new & re-contact service users at the time when the First Contact Sheet was filled in and it is the primary or secondary drug used in the last 12 months. None reported refer to individuals who did not report using a drug in the last 12 months e.g. service users in a rehabilitation program for 12 months, or service users previously in prison program etc.*

# Appendix

## Glossary of Terms

Variable	Definition
Cases worked with	The total number of cases which were new, re-contact or known in the reporting year. This does not indicate the number of individuals as some individuals could attend the service more than once in the same reporting year. For example 1 individual may have re-contacted the service 3 times in the same year and would account for 3 cases worked with in the same year. This excludes persons who were referred but their case was never opened.
Individuals worked with	The total number of individuals whose case was new, re-contact or known at least once in the year. This excludes cases re-opened in the same year for the same person and excludes persons who were referred but their case was never opened.
New case	A new case which was opened or activated for the first time ever within the reporting year and which was never previously worked with.
Re-contact case	A case which was worked with and closed in the past and it has been re-activated or re-opened within the current reporting year.
Known case	Cases which were activated or opened in the previous reporting years and they are still active in the current reporting year. This may also be referred to as cases carried over from previous years.
Intake	When a case is referred to the service it is placed on intake (intake is the initial status for every case). At this stage information is gathered to address any immediate needs and to determine whether a case will be assigned to a professional, placed on the waiting list, opened, or closed from intake. If a case is not a known case or opened case within the reporting period it remains an intake case.
Referred cases	The period when a case was referred to the unit. A referral is when an individual's details have been given to the services by another person or the service users themselves to request assistance. A case may be referred more than once in a year. Some cases may be referred but placed on a waiting list or not taken up because the service was not appropriate for the person's needs. Contact is then made either by phone or through a visit.
New & re-contact case	The period when a case was opened or allocated. This includes new cases (first ever contact with the service) and re-opened cases (cases worked with in the past) and so the same individual may be seen more than once in a year.
Closed case	The period in which the case was closed or terminated. The same case may be closed more than once in a year if the case was re-opened in the year.
Family cases	The service works with families. A family case may consist of: <ul style="list-style-type: none"> <li>- Individuals: One individual who attends in the year on their own without any other family member, or</li> <li>- Family: A number of individuals identified as part of the same family attending in the year.</li> </ul>
Primary problem	Service users often present a complexity of issues. The primary issue is the only, main, or first issue recorded as identified by the service user or the professional.
Not specified	A variable that cannot be specified because of a lack of information or the service user was unwilling to provide the information
Other	Treatment, issue or location not elsewhere specified.
Primary sector	Prevention services provided to the primary sector are predominantly aimed at primary school services e.g. primary school
Secondary sector	Prevention services provided to the secondary sector are predominantly aimed at secondary school services e.g. secondary school
Community sector	Prevention services provided to the community sector are predominantly aimed at activities provided within a community setting e.g. sports centre

Work sector	Prevention services provided to the work sector are predominantly aimed at private companies with employees.
-------------	--------------------------------------------------------------------------------------------------------------

## Maltese Districts

<b>Northern Harbour District</b>	Birkirkara, Gzira, Hamrun, Msida, Pembroke, Pieta, Qormi, San Giljan, San Gwann, Santa Venera, Sliema, Swieqi, Ta Xbiex.
<b>Southern Harbour District</b>	Birgu, Bormla, Fgura, Floriana, Isla, Kalkara, Luqa, Marsa, Paola, Santa Lucija, Tarxien, Valletta, Xaghjra, Zabbar.
<b>South Eastern District</b>	Birzebbugia, Ghaxaq, Gudja, Kirkop, Marsaskala, Marsaxlokk, Mqabba, Qrendi, Safi, Zejtun, Zurrieq.
<b>Western District</b>	Attard, Balzan, Dingli, Iklin, Lija, Mdina, Mtarfa, Rabat, Siggiewi, Zebbug.
<b>Northern District</b>	Gharghur, Mellieha, Mgarr, Mosta, Naxxar, San Pawl il Bahar.
<b>Gozo and Comino</b>	Rabat, Fontana, Ghajnsielem, Gharb, Ghasri, Kercem, Munxar, Nadur, Qala, San Lawrenz, Sannat, Xaghra, Xewkija, Zebbug, Comino.
<b>Homeless</b>	Not residing within any residence.
<b>Shelter/institution</b>	Resides in a residential home (e.g. elderly home), shelter (e.g. Ghabex or YMCA), correctional facility or medical facility (e.g. Mount Carmel Hospital).
<b>Foreign residence</b>	Resides in a foreign country and is in Malta for a short stay.

## Service Descriptions

Primary Prevention	The aim of service is to provide members of society with information about substances and to provide training programmes on topics such as healthy living, appreciation of one's abilities and self-determination
Addictions Community Service	The aim of the service is to provide information, advice, outreach work, assessment, and aftercare, at the community level, to service users and their families struggling with addictions related issues.
Court Services	The service involves assessing cases held at the drugs tribunal court, as well as, social work and psychological interventions with persons attending.
Psychotherapeutic Services	The aim of the service is to provide service users and their significant others with psychotherapeutic interventions, family therapy, to provide consultancy and to carry out staff supervision.
Substance Misuse Out-Patients Unit	The aim service is to assess drug users, provide medical treatment and social and psychological support
Substance Misuse Out-Patients Unit – Social Work	Social work interventions are also provided by social workers located within the Substance Misuse Out-Patients Unit.
Substance Misuse In-Patients Unit	The service aims to assist individuals to come off drugs in a safe and controlled residential environment and prepare them for subsequent stages of rehabilitation
Sedqa Residential Rehabilitation Program	In 2019, the various residential rehabilitation programs concerning substance abuse were combined together to form one unit. These programs consisted of what was previously known as the Assessment and Stabilisation Unit (ASU), Komunità Santa Marija (KSM), and the Alcohol Rehabilitation Programme (Zerniq).



# FSWS Research Team



Foundation for Social Welfare Services  
Here for you

FSWS  
212, Cannon Road, Santa Venera, SVR 9034  
Tel: 356 2258 8900  
[www.fsws.gov.mt](http://www.fsws.gov.mt)  
E-mail: [research.fsws-headoffice@gov.mt](mailto:research.fsws-headoffice@gov.mt)

*Report designed by: Christine Marchand-Agius*